

RECRUITMENT GUIDE

GREEK LIFE AT
WESTERN KENTUCKY UNIVERSITY



TABLE OF CONTENTS

Welcome from the Presidents.....	3
M.A.S.T.E.R. PLAN.....	4
Interfraternity Council.....	9
Fraternity Chapter Profiles.....	10
Panhellenic Association.....	25
Recruitment Staff.....	26
Gamma Chi's.....	27
Sorority Recruitment; What to Wear.....	28
Sorority Chapter Profiles.....	30
National Pan-Hellenic Council.....	41
NPHC Chapter Profiles.....	42
NPHC Intake.....	51
Fraternity and Sorority Finances.....	52
Hazing Policy.....	53
Addresses.....	54
Glossary.....	56
Greek Alphabet.....	57

WELCOME FROM THE PRESIDENTS

Welcome to Western Kentucky University! We are excited that you are interested in joining Greek Life during its 54th year at WKU!

One of the easiest ways to get involved at WKU is to explore our Greek community. WKU is an amazing campus and has so many academic and extracurricular opportunities. Our experience within the Greek community has helped us adjust to university life and we hope it will do the same for you.

Your experience as a member of one of our fraternity or sorority chapters will provide a framework for achievement and strong personal development that may be applied to all aspects of your life. WKU's fraternities and sororities emphasize the personal attributes that will make you a solid, well-rounded student. Academic support, lifelong friendships, community service events and campus leadership are just a few of the opportunities available to WKU Greeks.



M.A.S.T.E.R. PLAN

Dear Incoming Student,

The Department of Housing and Residence Life would like to welcome you to the WKU family! As a student participating in recruitment, there is information you need in order to have the most successful week possible.

- + If you are a first year student during recruitment, you are required to participate in MASTER Plan (Make Academic and Social Transitions Educationally Rewarding).
- + The program costs \$125 if you pay on or before August 13th (Panhellenic recruitment fee is separate) and includes meals, assistance to all social activities and special events for M.A.S.T.E.R. PLAN only, early book pick-up program through The WKU Store and the opportunity to meet other first year students.
- + If you sign up on or after August 14th, the cost is \$150; registration on or after August 14th will take place on-site only.
- + Social activities include, but are not limited to, the use of the Preston Health and Activities Center, a block party, and outdoor movies.
- + To register for M.A.S.T.E.R. Plan online, login to TopNet and select “Register for M.A.S.T.E.R. Plan and Pay Fee” from the Main Menu or visit www.wku.edu/masterplan to print and mail in your registration form and payment.
- + For additional information, visit www.wku.edu/masterplan.

Sincerely,

Housing and Residence Life

Any returning or transfer students who are participating in Women’s Recruitment need to check into your fall housing assignment on Monday, August 20th. Contact Greek Affairs at (270) 745-2484 or email andrew.rash@wku.edu to ensure you are on the early check-in list.

SCHOLARSHIP

The Greek community at WKU recognizes that scholastic achievement is of the utmost importance. In order to participate in Recruitment, WKU requires a minimum 2.5 unweighted High School GPA or a 2.5 college GPA with 12 or more attempted hours. Additionally, each fraternity and sorority has a minimum grade point requirement.

Greek organizations were founded on the principle of academic excellence. Thus, the academic performance of each chapter is tabulated every semester to determine overall chapter ranking. The Greek average has been consistently higher than the average GPA of non-Greek undergraduates.

WKU's Greek community wants you to excel academically and works to make members aware of various programs in place to help you accomplish this end. Many chapters have study hall hours to assist you in time management. Tutor programs are available on campus to create a productive study environment. Furthermore, several chapters and national/international organizations offer scholarships for initiated members. During your time at WKU, your fraternity brothers or sorority sisters provide a support system to help you reach your academic goals.



LEADERSHIP

Membership in a Greek organization provides numerous opportunities for you to take on leadership roles. Whether you choose to serve your chapter and/or Greek community as an officer or a coordinator of a chapter or community event, you can develop transferable leadership skills. Each fraternity and sorority has a committee structure that allows you to be involved in all operational aspects of the organization. Additionally, chapters provide educational programming in such areas as time management, personal development and communication. Greek members also participate in campus-wide leadership activities such as LeaderShape and the Dynamic Leadership Institute.



SERVICE

Fraternities and sororities sponsor a multitude of community service projects every year. These projects impact the Bowling Green community and raise money for individual chapters' philanthropies. Last year, the WKU Greek Community raised over \$250,000 and performed over 65,000 hours of service for the WKU and Bowling Green Community.



FRIENDSHIP

One of the most enjoyable parts of joining a fraternity or sorority involves making new friends and forming bonds that will last long after college. With your fraternity brothers or sorority sisters, you will share both successes and the occasional struggles. Brotherhood and sisterhood means more than wearing Greek letters, attending meetings and going to social events. It is making friendships that will last a lifetime. It is the feeling of being a part of something larger than yourself.

During your first semester as a fraternity or sorority member, all activities are designed to orient you with your chapter's history, goals, and members while working toward initiation. Such activities include meetings, retreats, community service projects and study programs. Combined, these will help you build a strong foundation for fraternity and sorority life.



INTERFRATERNITY COUNCIL

The Interfraternity Council (IFC) is the governing body for WKU's 13 fraternities. The purpose of IFC is to foster cooperation among its members, provide services to the chapters, promote the fraternal system, enhance the relationship between its members and the University community, and to act as the judicial body for the actions of its members. WKU's five National Pan-Hellenic Council (NPHC) fraternities hold dual membership in both IFC and NPHC. Listed below are the national fraternities that have chapters on WKU's campus.

*These members have dual membership in the Interfraternity Council and the National Pan-Hellenic Council.

Alpha Gamma Rho	Kappa Alpha Psi*	Phi Delta Theta
Alpha Phi Alpha *	Kappa Sigma	Pi Kappa Alpha
Alpha Tau Omega	Lambda Chi Alpha	Sigma Chi
Farmhouse	Omega Psi Phi*	Sigma Nu
Iota Phi Theta*	Phi Beta Sigma*	Sigma Alpha Epsilon
Kappa Alpha Order	Phi Gamma Delta	Sigma Phi Epsilon



ALPHA GAMMA RHO




Chapter Name	Alpha Chi
Established on Campus	1964
Founding Date	October 10, 1904
Colors	Growing Green and Harvest Gold
Philanthropy	Courageous Kids Foundation and Wounded Warrior Project
Website	www.agrwku.com

ALPHA TAU OMEGA



Chapter Name	Zeta Omega
Established on Campus	1967
Founding Date	September 11, 1865
Colors	Old Gold and Azure
Philanthropy	National Alliance on Mental Illness
Website	www.ato.org

FARMHOUSE



Chapter Name	Alpha Xi
Established on Campus	1995
Founding Date	April 15, 1905
Colors	Green, White, and Gold
Philanthropy	LLS and Totally Baldacious
Website	www.facebook.com/wkufarmhouse

KAPPA ALPHA ORDER



Chapter Name	Epsilon Theta
Established on Campus	1979
Founding Date	December 21, 1865
Colors	Crimson and Old Gold
Philanthropy	Muscular Dystrophy Association
Website	www.kappaalphaorder.org

KAPPA SIGMA



Chapter Name | Theta-Theta

Established on Campus | 1965

Founding Date | December 10, 1869

Colors | Scarlet, Emerald, and White

Philanthropy | Fisher House, Toys for Tots
and Military Heros Campaign

Website | www.facebook.com/wkukappasigma

LAMBDA CHI ALPHA



Chapter Name	Lambda Lambda
Established on Campus	1965
Founding Date	November 2, 1909
Colors	Green and Purple
Philanthropy	Hope Harbor
Website	www.lambdachialpha.org

PHI DELTA THETA



Chapter Name	Kentucky Eta
Established on Campus	2014
Founding Date	December 26, 1848
Colors	Azure Blue and Argent
Philanthropy	The ALS Foundation
Website	www.phidelt.org

PHI GAMMA DELTA



Chapter Name	Chi Eta
Established on Campus	2010
Founding Date	May 1, 1848
Colors	Royal Purple
Philanthropy	American Red Cross, Alzheimer's Association
Website	www.wkufiji.com

PI KAPPA ALPHA




Chapter Name	Zeta Epsilon
Established on Campus	1965
Founding Date	March 1, 1868
Colors	Garnet and Old Gold
Philanthropy	Habitat for Humanity
Website	www.wkupikes.com

SIGMA CHI



Chapter Name	Zeta Mu
Established on Campus	1965
Founding Date	June 28, 1855
Colors	Blue and Old Gold
Philanthropy	Huntsman Cancer Research Institute
Website	www.sigmachi.org

SIGMA NU



Chapter Name	Eta Rho
Established on Campus	1965
Founding Date	January 1, 1869
Colors	White, Gold, and Black
Philanthropy	St. Jude Children's Research Hospital, The Buddy House
Website	www.etarho.org

SIGMA ALPHA EPSILON



Chapter Name | Sigma Alpha Epsilon

Established on Campus | 1965

Founding Date | March 9th, 1856

Colors | Old Gold & Royal Purple

Philanthropy | World Bicycle Relief (Global),
Kelly Autism (Local)

Website | wkusae.weebly.com

SIGMA PHI EPSILON



Chapter Name	Kentucky Delta
Established on Campus	1967
Founding Date	November 1, 1901
Colors	Red and Violet
Philanthropy	Big Brothers Big Sisters of South Central Kentucky
Website	www.sigepkydelta.org

WHAT TO WEAR

August 26, 2018

Downing Student Union Auditorium
ORIENTATION

At fraternity recruitment orientation, you will meet the Interfraternity Council Officers, receive information about recruitment week, and meet your recruitment counselor also known as a Rho Alpha.



August 27-29, 2018

Fraternity Houses
ROUNDS


On Rotation Nights, you will meet the remainder of the fraternities before the Open House Round in which you can choose which fraternity houses to visit again.



August 30, 2018

Fraternity Houses
PREFERENCE NIGHT

On this night, you will select those fraternities that you have a serious interest in joining. You will meet the chapter members for the last time and view a formal presentation about their fraternity.



FRATERNITY RECRUITMENT

To participate in Formal Recruitment, one must be a full-time, undergraduate enrolled at WKU with a minimum 2.5 unweighted high school GPA or a 2.5 college GPA with 12 or more earned hours.

Recruitment Orientation will be held in the Downing Student Union Auditorium on Sunday, August 26, 2018. This is a mandatory event for all men wanting to go through recruitment. There will be a \$25 fee to join a fraternity on Bid Day. For more information on fraternity recruitment, please e-mail Andrew.rash@wku.edu.

For the two rotation nights of fall Formal Recruitment, recruitment groups will be used. Potential new members will be divided into groups and led to each fraternity by two members of different fraternities. These fraternity men will be known as Rho Alphas and are there to answer any questions.

Between the two nights of Rotation Parties, groups will visit each fraternity chapter for 20 minutes.

The third night is an Open House round in which potential new members can visit the fraternities of their choice.

The fourth night is Preference Night, where potential new members can visit up to three fraternities and while at each chapter, view a formal presentation about the fraternity

To sign up, go to www.wku.edu/wkugreeks.



PANHELLENIC ASSOCIATION

The Panhellenic Association at Western Kentucky University is the governing body NPC chapters as well as any associate members of the WKU Panhellenic Council. The Panhellenic Association strives to create the best possible college experience for all of its members and member organizations by developing women and by creating an environment of unity and fairness.

The Panhellenic Association serves the Greek community by planning educational, philanthropic, academic, and other events for the community.

^These organizations hold dual membership in Panhellenic and National Pan-Hellenic Conference.

*These organizations are Associate Members of Panhellenic Association.



Alpha Delta Pi	Chi Omega	Phi Mu
Alpha Gamma Delta	Delta Sigma Theta^	Sigma Alpha*
Alpha Kappa Alpha^	Delta Zeta	Sigma Gamma Rho^
Alpha Omicron Pi	Kappa Delta	Sigma Kappa
Alpha Xi Delta	Omega Phi Alpha*	Zeta Phi Beta^

SORORITY RECRUITMENT STAFF

The Recruitment Staff is made up of women from Panhellenic's Executive Council who are passionate about strengthening WKU's Greek life and welcoming new members into our community. These women work alongside Gamma Chi's as disaffiliated members of the Greek community to counsel women interested in joining Greek life. The Recruitment Staff also spends countless hours behind the scenes working to ensure that the recruitment process runs as smoothly as possible. The Recruitment Staff is secondary to your Gamma Chi's during this week and is always open to any questions or concerns during the recruitment process.



+ Staff pictured from left to right

+ 1st Vice President- Harlee Havens	+ Treasurer- Caroline Simpson
+ President- Cejay Moore	+ Gamma Chi Director- Anna Baldree
+ Secretary- Imagine Mccollum	+ 2nd Vice President- Hannah Beth Brackin
+ Recruitment Director- Kylie Schaefer	

GAMMA CHI

A Recruitment Counselor (Gamma Chi) is assigned to a group of Potential New Members (PNM) to assist during Formal Recruitment. Her job is to navigate you through recruitment week by providing information and answers to all of your questions concerning Greek life. Do not hesitate to discuss your thoughts with your Gamma Chi throughout the recruitment process.

In order to remain unbiased, Gamma Chi's disaffiliate from their chapters during the summer and rejoin their chapters on Bid Day. Your Gamma Chi's affiliation will be revealed at the end of the week. We encourage you to embrace the anonymity of your Gamma Chi to allow for a more objective experience.



WHAT TO WEAR

MEET THE GREEKS

August 20, 2018

Downing Student Union
Auditorium

At orientation, you will meet the Recruitment Staff, receive information about recruitment week and meet your recruitment counselor, also known as a Gamma Chi! You'll also participate in our Values Activity, to help you further understand the things you are looking to get out of sorority life! You will not go to any sorority house, but you will have an opportunity to meet some of the sorority women at "Meet the Greeks."

What to Wear!

This is a good night to wear something casual like shorts, capris, or skirts with a light weight blouse. Flats or sandals are appropriate. Something to keep you comfortable as you are walking around and meeting new people.



GO GREEK

August 21 & 22, 2018

Downing Student Union

On these two nights, you will meet the nine sorority chapters participating in Formal Recruitment for 20 minutes each. The purpose of these parties is to give you a feel for Greek life and opportunities that sorority membership will present you. This is your chance to see every chapter and let them know who you are.

What to Wear!

For this night comfort is key! You will be provided with a uniform t-shirt that you can pair with shorts, jeans or a skirt and sandals or flats. No need to wear any sort of wedge or heel on this casual round.



GETTING TO KNOW YOU

August 17, 2018

Various Locations

You will receive your Getting to Know You schedule in the afternoon from your Gamma Chi. This day you will be spending 30 minutes with each sorority on your party list. Don't be afraid to ask questions! Remember, each sorority wants to get to know you. Just relax, have fun, and above all, be yourself!

What to Wear!

On this night you are free to wear a cute outfit of dressy shorts or a skirt with a nice blouse, or a sundress. Keep in mind that you will be walking the most of this night and outside in the heat a lot. Sandals or flats are still the best option!



WHAT TO WEAR CONTINUED

PHILANTHROPY

August 24, 2018

Various Locations

You will receive your Philanthropy round schedule in the afternoon from your Gamma Chi. This day you will be spending 40 minutes with each sorority on your party list. These longer parties give you the opportunity to make friends within the sororities you visit. Begin to pay attention as to where you would feel most comfortable.

What to Wear!

This is the round to begin wearing nice dresses or skirt outfits. Dressy shoes or wedges with simple jewelry are also acceptable. You want to leave a good impression as it gets closer to the end of the week.



PREFERENCE

August 25, 2018

Various Locations

You will receive your Preference schedule in the afternoon from your Gamma Chi. This day, you could visit a maximum of two chapters, spending an hour with each sorority. During these parties, think back to previous rounds and recall what you liked best about these sororities and why you would choose to join a particular group of women. These sororities invited you back because they believe you would fit in as a sister! You will have from 2:00pm-7:30pm to sign your preference cards.

What to Wear!

This day is more elaborate in a classy cocktail dress or fancy skirt outfit paired with heels or dress shoes and nice jewelry. It is a very serious and beautiful day compared to the others so you want to look your absolute best!




ALPHA DELTA PI



Chapter Name	Epsilon Delta
Established on Campus	1965
Founding Date	May 15, 1851
Colors	Azure Blue and White
Philanthropy	Ronald McDonald House
Website	www.wkuadpi.org

ALPHA GAMMA DELTA



Chapter Name	Theta Iota
Established on Campus	1990
Founding Date	May 30, 1904
Colors	Red, Buff and Green
Philanthropy	Fighting Hunger in North America
Website	wku.wkualphagammadelta.org

ALPHA OMICRON PI



Chapter Name	Alpha Chi
Established on Campus	1965
Founding Date	January 2, 1897
Colors	Cardinal
Philanthropy	Arthritis Foundation
Website	www.alphaomicronpi.org

ALPHA XI DELTA



Chapter Name	Epsilon Kappa
Established on Campus	1967
Founding Date	April 17, 1893
Colors	Dark Blue, Light Blue, and Gold
Philanthropy	Autism Speaks
Website	www.wku.alphaxidelta.org

CHI OMEGA



Chapter Name	Chi Theta
Established on Campus	1965
Founding Date	April 5, 1895
Colors	Cardinal and Straw
Philanthropy	Make-A-Wish Foundation and Boys and Girls Club
Website	WKU.chiomega.com

DELTA ZETA



Chapter Name	Pi Chi
Established on Campus	2015
Founding Date	October 24, 1902
Colors	Rose and Green
Philanthropy	Speech and hearing, with national philanthropy partner Starkey Hearing Foundation
Website	www.deltazetawku.com

KAPPA DELTA



Chapter Name	Delta Gamma
Established on Campus	1965
Founding Date	October 23, 1897
Colors	Olive Green and Pearl White
Philanthropy	Girl Scouts of the USA, Prevent Child Abuse America, Children's Hospital, Richmond Virginia, and Orthopedic Research Awards
Website	wku.kappadelta.org

OMEGA PHI ALPHA



Chapter Name	Rho
Established on Campus	1993
Founding Date	June 15, 1967
Colors	Dark Blue, Light Blue, Golden Yellow
Philanthropy	St. Baldricks and Hope Heart Institute
Website	omegaphialpha.org

PHI MU



Chapter Name | Delta Tau

Established on Campus | 1965


Founding Date | March 4, 1852

Colors | Rose and White

Philanthropy | Children's Miracle Network Hospitals
(CMNH)


Website | www.phimu.org

SIGMA ALPHA



Chapter Name	Beta Sigma
Established on Campus	2014
Founding Date	1978
Colors	Emerald and Maize
Philanthropy	Agriculture in the Community

SIGMA KAPPA



Chapter Name | Epsilon Zeta

Established on Campus | 1965

Founding Date | November 9, 1874

Colors | Lavender and Maroon

Philanthropy | S- Sigma Kappa Foundation
I- Inherit the Earth
G- Gerontology
M-Maine Sea Coast Mission
A- Alzheimer's Disease Research

Website | www.sigmakappa.org

NATIONAL PAN-HELLENIC COUNCIL

The National Pan-Hellenic Council (NPHC) is the governing body for WKU's nine historically African-American sororities and fraternities.

These member organizations include:

Sororities

Alpha Kappa Alpha
Delta Sigma Theta
Zeta Phi Beta
Sigma Gamma Rho

Fraternities

Alpha Phi Alpha
Kappa Alpha Psi
Omega Psi Phi
Phi Beta Sigma
Iota Phi Theta

The National Pan-Hellenic Council was formed as a permanent organization on May 10, 1930 on the campus of Howard University, in Washington DC, with the following stated purpose and mission:

“Unanimity of thought and action as far as possible in the conduct of Greek letter collegiate fraternities and sororities, and to consider problems of mutual interest to its member organizations.”

The WKU NPHC provides many on and off campus activities during the school year such as educational programs, community service opportunities, weekend mixers, and the Homecoming Scholarship Step Show.



ALPHA PHI ALPHA



Chapter Name	Eta Rho
Established on Campus	1971
Founding Date	December 4, 1906
Colors	Old Gold and Black
Philanthropy	A Voteless People is a Hopeless People, My Brothers Keeper, Go-To-High-School, Go-To-College and Project Alpha

ALPHA KAPPA ALPHA



Chapter Name	Epsilon Zeta
Established on Campus	1968
Founding Date	January 15, 1908
Colors	Salmon Pink and Apple Green
Philanthropy	American Cancer Society, American Heart Association, and American Diabetes

KAPPA ALPHA PSI



Chapter Name	Epsilon Rho
Established on Campus	1969
Founding Date	January 5, 1911
Colors	Crimson and Crème
Philanthropy	St. Jude
Website	www.edu/epnupes

OMEGA PSI PHI



Chapter Name	Gamma Theta
Established on Campus	1969
Founding Date	November 17, 1911
Colors	Royal Purple and Old Gold
Philanthropy	United Negro College Fund
Website	www.omegapsiphifraternity.org

DELTA SIGMA THETA



Chapter Name | Eta Zeta

Established on Campus | 1970

Founding Date | January 13, 1913

Colors | Crimson and Cream

Philanthropy | Habitat for Humanity

PHI BETA SIGMA



Chapter Name	Epsilon Theta
Established on Campus	1971
Founding Date	January 9, 1914
Colors	Royal Blue and Pure White
Philanthropy	American Cancer Society and March of Dimes
Website	www.pbs1914.org

ZETA PHI BETA



Chapter Name	Omega Delta
Established on Campus	1972
Founding Date	January 16, 1920
Colors	Royal Blue and White
Philanthropy	American Cancer Society, March of Dimes, American Heart Association and National Educational Foundation
Website	www.zphib1920.com

SIGMA GAMMA RHO



Chapter Name	Eta Phi
Established on Campus	1978
Founding Date	November 12, 1922
Colors	Royal Blue and Gold
Philanthropy	Operation Big BookBag, Project Reassurance, National Marrow Donor Program, Hattie McDaniel Cancer Awareness, Africa Youth Symposium

IOTA PHI THETA



Chapter Name	Eta Rho
Established on Campus	2010
Founding Date	September 19, 1963
Colors	Charcoal Brown and Gilded Gold
Philanthropy	AIDS/HIV Awareness and Prevention and St. Jude's Children's Hospital

NPHC INTAKE PROCESS

- + Please note that the National Pan-Hellenic Council (NPHC) organizations at WKU do not allow undergraduates to join until they have completed at least one semester of school and have proven themselves academically. Some organizations require that one full year of academics be completed before they can begin to discuss the membership intake process for their organization. The intake process varies between the fall and spring semesters depending on each NPHC organization.
- + Greek 101 is mandatory of all persons interested in pursuing membership in any National Pan-Hellenic Council Organization.
- + Greeks 101 sessions include important information on the role of fraternity and sorority life at WKU, leadership, hazing prevention, and membership requirements. Participants will have the opportunity to ask questions and participate in discussion.
- + Each NPHC organization has their own requirements for minimum standards for academics, community service and leadership. However, each group requires a minimum grade point average and an official transcript.
- + Generally, the intake process begins with an informational meeting. Most of these informational meetings are advertised for a short period of time either by flyers or word of mouth from members. At an informational meeting, interested students are invited to learn more about a specific organization.
- + For more information on the NPHC Membership Intake Process, please contact Randall P. Bogard at (270)-745-5809.

SORORITY AND FRATERNITY FINANCES

- + It is important for students and parents to be as informed as possible regarding the financial obligations associated with fraternity and sorority membership.
- + Students interested in joining a Greek organization should be aware of the dues, fees, and other expenses involved and should consider these when making financial plans to attend college. During Formal Recruitment, a potential new member should ask chapter members about their chapter's financial obligations and payment options. Each organization sets their own dues, housing costs and payment schedules.
- + For men, the cost of fraternity membership varies among chapters. It is so important to familiarize yourself with the dues associated with each fraternity so you can make an educated decision, should you choose to accept a bid. During the first semester of fraternity membership, the groups that participate in Formal Recruitment range from \$300 to \$700. After the first year, you can expect to pay between \$350 and \$750.
- + For women, the first year of sorority membership will be the most expensive. There are a variety of one time expenses and fees that must be paid during the first year.
- + As chapters individually determine their cost to join, you will find during Formal Recruitment that some sororities are more expensive than others. It is important to ask the chapter members what the money pays for. Some chapters include your new member education materials, sorority badge, social functions, T-shirts and bags, composite pictures and much more in their fees.
- + For the first semester of sorority membership, the groups that participate in Formal Recruitment range from \$650 to \$1,100.
- + After the first semester, the cost of membership declines. After the first year, you can expect to pay between \$350 and \$600 per semester. The sororities Omega Phi Alpha and Sigma Alpha implement a different dues structure than those organizations participating in Formal Recruitment. The first semester of membership in Omega Phi Alpha is \$275, and every semester thereafter, the cost of membership is \$250.
- + Information concerning dues for the NPHC organizations will be given during their recruitment events. Potential new members are highly encouraged to discuss the financial responsibility of joining a Greek Organization with their parents.

HAZING POLICY

- + Hazing is strictly prohibited by Western Kentucky University and all fraternities and sororities.
- + Hazing is defined as an action or situation with or without consent that recklessly, intentionally or unintentionally.
- + Hazing acts include but are not limited to the following:
 - endangers the mental or physical health or safety of a student
 - creates risk or injury
 - causes discomfort, embarrassment, harassment or ridicule
 - forcing someone to eat or drink against his or her will
 - requiring personal servitude
 - the presence or use of alcohol in any new member activity
 - that willfully destroys or removes public or private property for the purpose of initiation or admission into or affiliation with, or as a condition for continued membership in a chapter or colony of any sorority or fraternity
 - paddling or striking in any manner
 - sleep deprivation
 - requiring exercise
 - forcing someone to publicly wear apparel that is conspicuous and not “normally” in good taste
 - yelling at members
 - not permitting members to talk for extended periods of time
- + If you witness or have knowledge about improper activities occurring in the Greek community, you are encouraged to contact the Greek Affairs at 270-745-2484

FRATERNITY ADDRESSES

Alpha Gamma Rho
1436 Chestnut Street
BG, KY 42101

Alpha Phi Alpha
1906 College Heights Blvd.
#11044
BG, KY 42101

Alpha Tau Omega
1346 Center Street
BG, KY 42101

Farm House
1544 Chestnut Street
BG, KY 42101

Iota Phi Theta
1906 College Heights Blvd.
#11044
BG, KY 42101

Kappa Alpha Order
1349 College Street
BG, KY 42101

Kappa Alpha Psi
1906 College Heights Blvd.
#11044
BG, KY 42101

Kappa Sigma
1215 College Street
BG, KY 42101

Lambda Chi Alpha
1504 Chestnut Street
BG, KY 42101

Omega Psi Phi
1906 College Heights Blvd.
#11044
BG, KY 42101

Phi Beta Sigma
1906 College Heights Blvd.
#1104
BG, KY 42101

Phi Delta Theta
330 Alumni Ave.
BG, KY 42101

Phi Gamma Delta
1311 College Street
BG, KY 42101

Pi Kappa Alpha
1328 Center Street
BG, KY 42101

Sigma Chi
1336 Center Street
BG, KY 42101

Sigma Nu
311 Alumni Ave.
BG, KY 42101

Sigma Phi Epsilon
1415 College Street
BG, KY 42101

SORORITY ADDRESSES

Alpha Delta Pi
1633 Chestnut Street
BG, KY 42101

Alpha Gamma Delta
1540 Chestnut Street
BG, KY 42101

Alpha Kappa Alpha
1906 College Heights Blvd.
BG, KY 42101

Alpha Omicron Pi
1566 Normal Drive
BG, KY 42101

Alpha Xi Delta
1508 Chestnut Street
BG, KY 42101

Chi Omega
1532 Chestnut Street
BG, KY 42101

Delta Sigma Theta
1906 College Heights Blvd.
#11044
BG, KY 42101

Delta Zeta
1906 College Heights Blvd
#11044
BG, KY 42101

Kappa Delta
1600 Chestnut Street
BG, KY 42101

Omega Phi Alpha
1906 College Heights Blvd.
#11044
BG, KY 42101

Phi Mu
1553 Chestnut Street
BG, KY 42101

Sigma Alpha
1906 College Heights Blvd.
#11044
BG, KY 42101

Sigma Gamma Rho
1906 College Heights Blvd.
#11044
BG, KY 42101

Sigma Kappa
1551 Chestnut Street
BG, KY 42101

Zeta Phi Beta
1906 College Heights Blvd.
#11044
BG, KY 42101

GLOSSARY

- + ACTIVE- a fully initiated member of a fraternity or sorority
Alumnus/Alumna (singular)- an initiated man/woman
Alumnus/Alumna (singular)- an initiated man/woman who is no longer in college
- + BID- a formal initiation to join a fraternity or sorority
- + CHAPTER- the local collegiate group of a national fraternity or sorority
- + COLONIZATION/RECOLONIZATION- the process of establishing a new national fraternity or sorority on campus
- + FORMAL RECRUITMENT- the period set aside for membership recruitment of Interfraternity Council fraternities and Panhellenic Association sororities
- + INITIATION- the formal ceremony that brings a new member to full fraternity or sorority membership
- + INTAKE- the process that National Pan-Hellenic Council fraternities and sororities use to select new members
- + LEGACY- a prospective new member whose relative is an alumnus/alumna or an active member of a particular fraternity or sorority
- + NEW MEMBER- a member of a fraternity or sorority that has not yet been initiated
- + NEW MEMBER EDUCATION PROGRAM- a time during which new members learn about the fraternity or sorority and its members
- + PHILANTHROPY- another term for community service
- + POTENTIAL NEW MEMBER- a person who has interest in fraternity or sorority life and participates in the recruitment process
- + PREFERENTIAL BIDDING- the system used to conclude the Formal Recruitment period, in which sororities indicate their choices for new members
- + QUOTA- the specified number of new members each sorority can accept during Formal Recruitment
- + RECOMMENDATION- a letter signed by an alumnus/alumna recommending a man/woman for membership in a fraternity/sorority who is no longer in college

GREEK ALPHABET

A A alpha (al-fah)
B B beta (bay-tah)
G Γ gamma (gam-ah)
D Δ delta (del-tah)
E E epsilon (ep-si-lon)
Z Z zeta (zay-tah)
H H eta (ay-tah)
Q Θ theta (thay-tah)
I I iota (eye-o-tah)
K K kappa (cap-ah)
L Λ lambda (lamb-dah)
M M mu (mew)

N N nu (new)
X Ξ xi (zye)
O O omicron (om-e-cron)
P Π pi (pie)
R Ρ rho (row)
S Σ sigma (sig-mah)
T Τ tau (taw)
U Υ upsilon (oop-si-lon)
F Ι phi (fie)
C Χ chi (kie)
Y Ψ psi (sigh)
W Ω omega (oh-may-gah)

GREEK LIFE
WESTERN KENTUCKY
UNIVERSITY
2018