

2020-2021 Recruitment Guide

Greek Life at
Western Kentucky University

Table of Contents

Welcome from the Greek Advisor.....	1
Scholarship.....	2
Leadership.....	3
Service.....	4
Friendship.....	5
Interfraternity Council.....	6
Fraternity Chapter Profiles.....	7
What to Wear (Fraternities).....	21
Fraternity Recruitment.....	22
Panhellenic Association.....	23
Sorority Recruitment Staff.....	24
Gamma Chi.....	25
What to Wear (Sororities).....	26
Sorority Chapter Profiles.....	28
National Pan-Hellenic Council.....	39
NPHC Chapter Profiles.....	40
NPHC Intake.....	49
Fraternity and Sorority Finances.....	50
Hazing Policy.....	53
Addresses.....	54
Glossary.....	55

Welcome from the Greek Advisor

Welcome to Western Kentucky University! We are excited that you are interested in joining Greek Life during its 55th year at WKU.

One of the easiest ways to get involved at WKU is to explore our Greek community. WKU is an amazing campus and has so many academic and extracurricular opportunities. Our experience within the Greek community helps students adjust to university life and we hope it will do the same for you.

Your experience as a member of one of our fraternity or sorority chapters will provide a framework for achievement and strong personal development that may be applied to all aspects of your life. WKU's fraternities and sororities emphasize the personal attributes that will make you a solid, well-rounded student. Academic support, lifelong friendships, community service events, and campus leadership are just a few of the opportunities available to WKU Greeks.



Scholarship

The Greek community at WKU recognizes that scholastic achievement is of the utmost importance.

- + To participate in Recruitment, WKU requires a minimum 2.5 unweighted High School GPA and a 2.5 college GPA with 12 or more attempted hours.
- + Additionally, each fraternity and sorority has a minimum grade point requirement for pledging membership.

Greek organizations were founded on the principle of academic excellence. Thus, the academic performance of each chapter is tabulated every semester to determine overall chapter ranking.

- + The Greek average has been consistently higher than the average GPA of all university non-Greek undergraduates.

WKU's Greek community wants you to excel academically. We work to make members aware of various programs in place to help you accomplish this end.

- + Many chapters have study hall hours to assist you in time management.
- + Tutor programs are available on campus to create a productive study environment.
- + Several chapters and national/international organizations offer scholarships for initiated members



Leadership

Membership in a Greek organization provides numerous opportunities for you to take on leadership roles. Whether you choose to serve

- + your own potential chapter
- + the Greek community as a whole
- + or coordinate a chapter or community event

You can develop transferable leadership skills almost anywhere with the boundless opportunities at WKU. Each fraternity and sorority has a committee structure that allows you to be involved in many operational aspects of the organization.

Additionally, chapters provide educational programming in such areas as time management, personal development, and communication.

Greek members also participate in campus-wide leadership activities such as SGA, Ambassador programs, and the Dynamic Leadership Institute.



Service

Fraternities and sororities sponsor a multitude of community service projects every year. These projects impact the Bowling Green community and raise money for individual chapters' philanthropies. Due to the Greek community's strength in numbers and organizational skills, WKU's campus and the Bowling Green community have received much aid. Last year, the WKU Greek Community raised over \$200,000 and performed over 50,000 hours of service for the WKU and Bowling Green Community.

During Greek Week, WKU Greeks hold the largest blood drive in the Kentucky/Tennessee region, collecting 1,500 pints of blood for the American Red Cross. Also during Greek Week, WKU Greeks collect canned food items for Bowling Green food banks and multiple county backpack food programs.



Friendship

One of the most enjoyable parts of joining a fraternity or sorority involves making new friends and forming bonds that will last long after college. With your fraternity brothers or sorority sisters, you will share successes, happiness and the occasional struggles. Brotherhood and sisterhood means more than wearing Greek letters, attending meetings, and going to social events. It is making friendships that will last a lifetime. It is the feeling of being a part of something larger than yourself.

During your first semester as a fraternity or sorority member, all activities are designed to orient you with your chapter's history, goals, and members while working toward initiation. Such activities include meetings, retreats, community service projects and study programs. Combined, these will help you build a strong foundation for fraternity and sorority life.



Interfraternity Council

The Interfraternity Council (IFC) is the governing body for WKU's 19 fraternities. The purpose of IFC is to foster cooperation among its members, provide services to the chapters, promote the fraternal system, enhance the relationship between its members and the University community, and to act as the judicial body for the actions of its members.

WKU's five National Pan-Hellenic Council (NPHC) fraternities hold dual membership in both IFC and NPHC. Listed below are the national fraternities that have chapters on WKU's campus.

*These members have dual membership in the Interfraternity Council and the National Pan-Hellenic Council.

Alpha Gamma Rho

Alpha Phi Alpha*

Alpha Tau Omega

Delta Tau Delta

Farmhouse

Iota Phi Theta*

Kappa Alpha Order

Kappa Alpha Psi*

Kappa Sigma

Lambda Chi Alpha

Omega Psi Phi*

Phi Beta Sigma*

Phi Gamma Delta

Phi Delta Theta

Pi Kappa Alpha

Sigma Chi

Sigma Nu

Sigma Alpha Epsilon

Sigma Phi Epsilon


WESTERN KENTUCKY UNIVERSITY

Alpha Gamma Rho



Chapter Name	Alpha Chi
Established on Campus	1964
Founding Date	October 10, 1904
Colors	Growing Green and Harvest Gold
Philanthropy	Courageous Kids Foundation and Wounded Warrior Project
Instagram	@agr_alphachi
Financial Requirements	New Member \$350 Active Member \$930
Academic Requirements	Highschool GPA 2.5 College GPA 2.5
Housing Requirements	Yes

Alpha Tau Omega



Chapter Name	Zeta Omega
Established on Campus	1967
Founding Date	September 11, 1865
Colors	Azure and Gold
Philanthropy	National Alliance on Mental Illness
Instagram	@ato_wku
Financial Requirements	New Member \$400 Active Member \$400
Academic Requirements	High School GPA 2.7 College GPA 2.7
Housing Requirements	None

Delta Tau Delta



Chapter Name	Epsilon Xi
Established on Campus	1967
Founding Date	1858
Colors	Royal Purple, White, and Yellow Gold
Philanthropy	Juvenile Diabetes Research Foundation
Instagram	@wkudelts
Financial Requirements	New Members \$585 Active Members \$520
Academic Requirements	High School GPA 2.75 College GPA 2.75
Housing Requirements	None

Farmhouse



Chapter Name	Alpha Xi
Established on Campus	1995
Founding Date	April 15, 1905
Colors	Green, White, and Gold
Philanthropy	LLS and Be the Match
Instagram	@wku_farmhouse
Financial Requirements	New Member \$419 Active Member \$550
Academic Requirements	High School GPA 2.7 College GPA 2.7
Housing Requirements	None

Kappa Alpha Order



Chapter Name	Epsilon Theta
Established on Campus	1979
Founding Date	December 21, 1865
Colors	Crimson and Old Gold
Philanthropy	Goodnight Foundation
Instagram	@kappaalpha_wku
Financial Requirements	New Member \$445 Active Member \$400
Academic Requirements	High School GPA 2.70 College GPA 2.70
Housing Requirements	Over 30 credit hours

Kappa Sigma



Chapter Name	Theta Theta
Established on Campus	1965
Founding Date	December 10, 1869
Colors	Scarlet, Emerald, and White
Philanthropy	Fisher House Toys for Tots and Military Heroes Campaign
Instagram	@wkukappasigma
Financial Requirements	New Member \$450 Active Member \$800
Academic Requirements	High School GPA 2.6 College GPA 2.6
Housing Requirements	None

Lambda Chi Alpha



Chapter Name	Lambda Lambda Zeta
Established on Campus	1965
Founding Date	November 2, 1909
Colors	Green, Gold, and Purple
Philanthropy	Hope Harbor and Feeding America
Instagram	@lxa_wku
Financial Requirements	New Member \$600 Active Member \$600
Academic Requirements	High School GPA 2.5 College GPA 2.5
Housing Requirements	None

Phi Delta Theta




Chapter Name	Kentucky Eta
Established on Campus	1966
Founding Date	December 26, 1848
Colors	Azure Blue and Argent
Philanthropy	The ALS Foundation
Instagram	@wkuphidelt
Financial Requirements	New Member \$650 Active Member \$460
Academic Requirements	High School GPA 2.75 College GPA 2.75
Housing Requirements	None

Phi Gamma Delta




Chapter Name	Chi Eta
Established on Campus	2010
Founding Date	May 1, 1848
Colors	Royal Purple
Philanthropy	American Red Cross, Alzheimer's Association, USO
Instagram	@wkufiji
Financial Requirements	New Member \$530 Active Member \$465
Academic Requirements	High School GPA 3.0 College GPA 2.75
Housing Requirements	None

Pi Kappa Alpha



Chapter Name	Zeta Epsilon
Established on Campus	1965
Founding Date	March 1, 1868
Colors	Garnet and Old Gold
Philanthropy	St. Jude Children's Research Hospital
Instagram	@wkupikes
Financial Requirements	New Member: \$600 Active Member: \$600
Academic Requirements	High School GPA 2.5 College GPA 2.5
Housing Requirements	Yes

Sigma Chi



Chapter Name	Zeta Mu
Established on Campus	1965
Founding Date	June 28, 1855
Colors	Blue and Old Gold
Philanthropy	The Jimmy V Foundation
Instagram	@sigmach_i_wku
Financial Requirements	New Member \$700 Active Member \$600
Academic Requirements	High School GPA 2.5 College GPA 2.5
Housing Requirements	Not required, but preferred during Sophomore year

Sigma Nu



Chapter Name	Eta Rho
Established on Campus	1965
Founding Date	January 1, 1869
Colors	White, Gold, and Black
Philanthropy	St. Jude Children's Research Hospital
Instagram	@sigmanuwku
Financial Requirements	New Member \$630 Active Member \$650
Academic Requirements	High School GPA 2.5 College GPA 2.5
Housing Requirements	None

Sigma Alpha Epsilon



Chapter Name	KY Beta
Established on Campus	1965
Founding Date	March 9th, 1856
Colors	Old Gold and Royal Purple
Philanthropy	World Bicycle Relief (Global), Kelly Autism (Local)
Instagram	@wku_sae
Financial Requirements	New Member \$880 Active Member \$880
Academic Requirements	High School GPA 2.5 College GPA 2.5
Housing Requirements	Not required but preferred during sophomore year

Sigma Phi Epsilon



Chapter Name	Kentucky Delta
Established on Campus	1967
Founding Date	November 1, 1901
Colors	Red and Violet
Philanthropy	Big Brothers Big Sisters
Instagram	@wkusigep
Financial Requirements	New Member \$600 I Active Member \$600
Academi Requirements	Highschool GPA 2.9 I College GPA 2.75
Housing Requirements	President only

What to Wear

ORIENTATION:

At fraternity recruitment orientation, you will meet the Interfraternity Council Officers, receive information about recruitment week, and meet your recruitment counselor also known as a Rho Alpha



ROTATION ROUNDS:

On Rotation Nights you will meet the remainder of the fraternities before the Open House Round in which you can choose which fraternity houses to visit again



PREFERENCE NIGHT:

On this night you will select those fraternities that you have a serious interest in joining. You will meet the chapter members for the last time and view a formal presentation about their fraternity.



Fraternity Recruitment

To participate in Formal Recruitment, one must be a full-time, undergraduate enrolled at WKU with a minimum 2.5 unweighted high school GPA or a 2.5 college GPA with 12 or more earned hours. There will be a recruitment orientation designed to educate people about the fraternity recruitment process - this is important so you know what the week entails.

There will be a \$25 fee to join a fraternity on Bid Day. For more information on fraternity recruitment, please e-mail Andrew.rash@wku.edu.

For the rotation nights of fall Formal Recruitment, recruitment groups will be used. Potential new members will be divided into groups and led to each fraternity by two members of different fraternities. These fraternity men will be known as Rho Alphas and are there to answer any questions. Between the two nights of Rotation Parties, groups will visit each fraternity chapter for 20 minutes.

The second night is an Open House round in which potential new members can visit the fraternities of their choice .

The third night is Preference Night, where potential new members can visit up to three fraternities and view a formal presentation about the fraternity. To sign up, go to www.wku.edu/wkugreeks.

WESTERN KENTUCKY UNIVERSITY

Panhellenic Association

The Panhellenic Association at Western Kentucky University is the governing body of the 9 National Panhellenic Association organizations and strives to create the best possible collegiate experience for all of its members and member organizations by striving to promote positive, panhellenic women and by creating an environment of unity and fairness. The Panhellenic Association serves the Greek community by planning educational, philanthropic, academic, and other events for the community.

^These organizations hold dual membership in Panhellenic and National Pan-Hellenic Conference.

*These organizations are associate members of the Panhellenic Association

Alpha Delta Pi
Alpha Gamma Delta
Alpha Kappa Alpha^
Alpha Omicron Pi
Alpha Xi Delta

Chi Omega
Delta Sigma Theta^
Delta Zeta
Kappa Delta
Omega Phi Alpha*

Phi Mu
Sigma Alpha*
Sigma Gamma Rho^
Sigma Kappa
Zeta Phi Beta^

Sorority Recruitment Staff

The Recruitment Staff is made up of women from Panhellenic's Executive Council who are passionate about strengthening WKU's Greek life and welcoming new members into our community.

These women work alongside Gamma Chi's as disaffiliated members of the Greek community to counsel women interested in joining Greek life. The Recruitment Staff also spends countless hours behind the scenes working to ensure that the recruitment process runs as smoothly as possible. The Recruitment Staff is secondary to your Gamma Chi's during this week and is always open to any questions or concerns during the recruitment process.

President: Maddie White
1st Vice President: Lucy Hubbs
2nd Vice President: Gabbi Sledge
Recruitment Director: Sydney Riley
Gamma Chi Director: Chloe Benningfield
Treasurer: Kate Adams
Secretary: Clara Kaelin

Gamma Chi

A Recruitment Counselor (Gamma Chi) is assigned to a group of Potential New Members (PNM) to assist during Formal Recruitment. Her job is to navigate you through recruitment week by providing information and answers to all of your questions concerning Greek life. Do not hesitate to discuss your thoughts with your Gamma Chi throughout the recruitment process.

In order to remain unbiased, Gamma Chi's disaffiliate from their chapters during the summer and rejoin their chapters on Bid Day. Your Gamma Chi's affiliation will be revealed at the end of the week. We encourage you to embrace the anonymity of your Gamma Chi to allow for a more objective experience.

What to Wear

MEET THE GREEKS

At orientation, you will meet the Recruitment Staff, receive information about recruitment week and meet your recruitment counselor aka your Gamma Chi! You'll also participate in our Values Activity, to help you further understand the things you are looking to get out of sorority life. You will not go to any sorority house, but you will have an opportunity to meet some of the sorority women at "Meet the Greeks."

What to Wear

This is a good night to wear something casual like shorts, capris, or skirts with a light weight blouse. Flats or sandals are appropriate. Something to keep you comfortable as you are walking around and meeting new people



GO GREEK

On these two nights, you will meet the nine sorority chapters participating in Formal Recruitment for 20 minutes each. The purpose of these parties is to give you a feel for Greek life and opportunities that sorority membership will present you. This is your chance to see every chapter and let them know who you are.

What to Wear

For this night comfort is key! You will be provided with a uniform t-shirt that you can pair with shorts, jeans, or a skirt and sandals or flats. No need to wear any sort of wedge or heel on this casual round.



GETTING TO KNOW YOU

You will receive your Getting to Know You schedule in the afternoon from your Gamma Chi. This day you will be spending 30 minutes with each sorority on your party list. Don't be afraid to ask questions. Remember, each sorority wants to get to know you. Just, relax, have fun, and above all, be yourself.

What to Wear

On this night you are free to wear a cute outfit of dressy shorts or a skirt with a nice blouse, or a sundress. Keep in mind that you will be walking most of this night and outside in the heat. Sandals or flats are still the best option.



What to Wear cont.

PHILANTHROPY

You will receive your Philanthropy round schedule in the afternoon from your Gamma Chi. This day you will be spending 40 minutes with each sorority on your party list. These longer parties give you the opportunity to make friends within the sororities you visit. Begin to pay attention as to where you would feel most comfortable.

What to Wear

This is the round to begin wearing nice dresses or skirt outfits. Dressy shoes or wedges with simple jewelry are also acceptable. You want to leave a good impression as it gets closer to the end of the week.



PREFERENCE

You will receive your Preference schedule in the afternoon from your Gamma Chi. This day you could visit a maximum of two chapters, spending an hour with each sorority. During these parties, think back to previous rounds and recall what you liked best about these sororities and why you would choose to join a particular group of women. These sororities invited you back because they believe you would fit in as a sister.

What to Wear

This day is more elaborate in a classy cocktail dress or fancy skirt outfit paired with heels or dress shoes and nice jewelry. It is the last time you will meet with the chapters, so you will want to look your absolute best.



Alpha Delta Pi



Chapter Name	Epsilon Delta
Established on Campus	1965
Founding Date	May 15, 1851
Colors	Azure Blue and White
Philanthropy	Ronald McDonald House Charities
Instagram	@wkuadpi
Financial Requirements (per semester)	New Member \$1,081 Active Member \$515
Academic Requirements	High School GPA 3.0 College GPA 2.8
Housing Requirements	Only for some Executive Council members

Alpha Gamma Delta



Chapter Name	Theta Iota
Established on Campus	1989
Founding Date	May 30, 1904
Colors	Red, Buff and Green
Philanthropy	Fighting Hunger in North America
Instagram	@wku_alphagammadelta
Financial Requirements (per semester)	New Member \$1,052 Active Member \$437
Academic Requirements	High School GPA 2.75 College GPA 2.5
Housing Requirements	Only for some Executive Council positions

Alpha Omicron Pi



Chapter Name	Alpha Chi
Established on Campus	1965
Founding Date	January 2, 1897
Colors	Cardinal
Philanthropy	Arthritis Foundation
Instagram	@wkuaonii
Financial Requirements (per semester)	New Member \$1,115 Active Member \$750
Academic Requirements	High School GPA 3.0 College GPA 2.8
Housing Requirements	Some Executive Positions

Alpha Xi Delta



Chapter Name	Epsilon Kappa
Established on Campus	1965
Founding Date	April 17, 1893
Colors	Dark Blue, Light Blue, and Gold
Philanthropy	Autism Speaks
Instagram	@wku_alphaxi
Financial Requirements (per semester)	New Member \$867 Active Member \$676
Academic Requirements	High School GPA 2.75 College GPA 2.75
Housing Requirements	None

Chi Omega



Chapter Name	Chi Theta
Established on Campus	1965
Founding Date	April 5, 1895
Colors	Cardinal and Straw
Philanthropy	Make-A-Wish Foundation and Boys and Girls Club
Instagram	@chiomegawku
Financial Requirements (per semester)	New Member \$745 Active Member \$635
Academic Requirements	High School GPA 3.0 College GPA 2.8
Housing Requirements	Executive Council members

Delta Zeta



Chapter Name	Pi Chi
Established on Campus	2015
Founding Date	October 24, 1902
Colors	Rose and Green
Philanthropy	Speech and Hearing, with national partner Starkey Hearing Foundation
Instagram	@wkudz
Financial Requirements (per semester)	New Member \$820 Active Member \$550
Academic Requirements	High School GPA 2.7 College GPA 2.7
Housing Requirements	Certain officers live in house

Kappa Delta



Chapter Name	Delta Gamma
Established on Campus	1965
Founding Date	October 23, 1897
Colors	Olive Green and Pearl White
Philanthropy	Girl Scouts of America, Prevent Child Abuse America
Instagram	@wkukd
Financial Requirements (per semester)	New Member \$1010 Active Member \$769
Academic Requirements	High School GPA 3.1 College GPA 2.8
Housing Requirements	None

Omega Phi Alpha



Chapter Name	Rho
Established on Campus	1993
Founding Date	June 15, 1967
Colors	Dark Blue, Light Blue, Golden Yellow
Philanthropy	St. Baldricks and Hope Heart Institute
Instagram	@wkuopa
Financial Requirements (per semester)	New Member: \$275 Active Member \$250
Academic Requirements	High School 3.0 College 2.7

Phi Mu




Chapter Name	Delta Tau
Established on Campus	1965
Founding Date	March 4, 1852
Colors	Rose and White
Philanthropy	Children's Miracle Network Hospitals
Instagram	@phimuwku
Financial Requirements (per semester)	New Member \$900 Active Member \$550
Academic Requirements	High School GPA 3.0 College GPA 2.8
Housing Requirements	Only for some Executive Council members

Sigma Alpha



Chapter Name	Beta Sigma
Established on Campus	2014
Founding Date	1978
Colors	Emerald and Maize
Philanthropy	Agriculture in the Community
Instagram	@wku_sigmaalpha
Financial Requirements (per semester)	New Member \$320 Active Member \$220
Academic Requirements	High School 2.5 College 2.5

Sigma Kappa



Chapter Name	Epsilon Zeta
Established on Campus	1965
Founding Date	November 9, 1874
Colors	Lavender and Maroon
Philanthropy	Pulse Foundation, Inherit the Earth, Maine Sea Coast Mission, Alzheimer's Disease Research
Instagram	@wkusigmakappa
Financial Requirements (per semester)	New Member \$1,281 Active Member \$850
Academic Requirements	High School GPA 2.8 College GPA 2.5
Housing Requirements	If house is not filled, some positions are required to fill empty spots

NPHC Intake Process

Please note that the National Pan-Hellenic Council (NPHC) organizations at WKU do not allow undergraduates to join until they have completed at least one semester of school and have proven themselves academically. Some organizations require that one full year of academics be completed before they can begin to discuss the membership intake process for their organization. The intake process varies between the fall and spring semesters depending on each NPHC organization.

Greeks 101 is mandatory of all persons interested in pursuing membership in any National Pan-Hellenic Council Organization.

Greeks 101 sessions include important information on the role of fraternity and sorority life at colleges and universities, leadership, hazing prevention, and time management. Participants will have the opportunity to ask questions and participate in discussion.

Each NPHC organization has their own requirements for minimum standards for academics, community service and leadership. However, each group requires a minimum grade point average and an official transcript. Generally, the intake process begins with an informational meeting. Most of these informational meetings are advertised for a short period of time either by flyers or word of mouth from members. At an informational meeting, interested students are invited to learn more about a specific organization. For more information on the NPHC Membership Intake Process, please contact Randall Bogard at (270) 745-5809.

National Pan-Hellenic Council

Alpha Phi Alpha



Chapter Name

Eta Rho

Established on Campus

1971

Founding Date

December 4, 1906

Colors

Old Gold and Black

Philanthropy

A voteless people is a
hopeless people, My Brothers
Keeper, Go-to-High-School,
Go-To-College and
Project Alpha

Instagram

@wkualphas

Alpha Kappa Alpha



Chapter Name

Epsilon Zeta

Established on Campus

1968

Founding Date

January 15, 1908

Colors

Salmon Pink and Apple Green

Philanthropy

American Cancer Society,
American Heart Association
and American Diabetes
Association

Instagram

@epsilonzeta_akas

Kappa Alpha Psi



Chapter Name

Epsilon Rho

Established on Campus

1969

Founding Date

January 5, 1911

Colors

Crimson and Crème

Philanthropy

St. Jude Children's
Research Hospital

Instagram

@epnupes1969

Omega Psi Phi



Chapter Name

Gamma Theta

Established on Campus

1969

Founding Date

November 17, 1911

Colors

Royal Purple and Old Gold

Philanthropy

United Negro College Fund

Instagram

@gammatheta_ques

Delta Sigma Theta



Chapter Name	Eta Zeta
Established on Campus	1970
Founding Date	January 13, 1913
Colors	Crimson and Crème
Philanthropy	Habitat for Humanity
Instagram	@wkudeltas70

Phi Beta Sigma



Chapter Name	Epsilon Theta
Established on Campus	1971
Founding Date	January 9, 1914
Colors	Royal Blue and Pure White
Philanthropy	American Cancer Society and March of Dimes
Instagram	@epsilontheta1971

Zeta Phi Beta



Chapter Name	Omega Delta
Established on Campus	1972
Founding Date	January 16, 1920
Colors	Royal Blue and White
Philanthropy	American Cancer Society, March of Dimes, American Heart Association and National Educational Foundation
Instagram	@wku_zetas

Sigma Gamma Rho



Chapter Name	Eta Phi
Established on Campus	1978
Founding Date	November 12, 1922
Colors	Royal Blue and Gold
Philanthropy	Operation Big BookBag, Project Reassurance, National Marrow Donor Program, Hattie McDaniel Cancer Awareness, Africa Youth Symposium
Instagram	@wku_sgrhos

Iota Phi Theta



Chapter Name	Eta Rho
Established on Campus	2010
Founding Date	September 19, 1963
Colors	Charcoal Brown and Gilded Goal
Philanthropy	AIDS/HIV Awareness and Prevention and St.Jude's Childrens Research Hospital
Instagram	@etarhoiotas

NPHC Intake Process

+ Please note that the National Pan-Hellenic Council (NPHC) organizations at WKU do not allow undergraduates to join until they have completed at least one semester of school and have proven themselves academically. Some organizations require that one full year of academics be completed before they can begin to discuss the membership intake process for their organization. The intake process varies between the fall and spring semesters depending on each NPHC organization.

+ Greek 101 is mandatory of all persons interested in pursuing membership in any National Pan-hellenic Council Organization.

+ Greek 101 sessions include important information on the role of fraternity and sorority life at WKU, leadership, hazing prevention, and membership requirements. Participants will have the opportunity to ask questions and participate in discussion.

+ Each NPHC organization has their own requirements for minimum standards for academics, community service, and leadership. However, each group requires minimum grade point average and an official transcript.

+ Generally, the intake process begins with an informational meeting. Most of these informational meetings are advertised for a short period of time either by flyers or word of mouth from members. At an informational meeting, interested students are invited to learn more about specific organizations.

+ For more information on NPHC Membership Intake Process, please contact Randall P. Bogard at (270)-745-5809.

Sorority and Fraternity Finances

- + It is important for students and parents to be as informed as possible regarding the financial obligations associated with fraternity and sorority membership.
- + Students interested in joining a Greek organization should be aware of the dues, fees, and other expenses involved and should consider these when making financial plans to attend college. During Formal Recruitment, a potential new member should ask chapter members about their chapter's financial obligations and payment options. Each organization sets their own dues, housing costs and payment schedules.
- + For men, the cost of fraternity membership varies among chapters. It is so important to familiarize yourself with the dues associated with each fraternity so you can make an educated decision, should you choose to accept a bid. During the first semester of fraternity membership, the groups that participate in Formal Recruitment range from \$385 to \$860. After the first year, you can expect to pay between \$400 and \$930.
- + For women, the first year of sorority membership will be the most expensive. There are a variety of one time expenses and fees that must be paid during the first year.

Sorority and Fraternity Finances

- + As chapters individually determine their cost to join, you will find during Formal Recruitment that some sororities are more expensive than others. It is important to ask the chapter members what the money pays for. Some chapters include you new member education materials, sorority badge, social functions, t-shirts and bags, composite pictures and much more in their fees.
- + For the first semester of sorority membership, the groups that participate in Formal Recruitment range from \$750 to \$1,300.
- + After the first semester, the cost of membership declines. After the first year, you can expect to pay between \$400 and \$850 per semester. The sororities Omega Phi Alpha and Sigma Alpha implement a different due structure than those organizations participating in Formal Recruitment. The first semester of membership in Omega Phi Alpha is \$275, and every semester thereafter, the cost of membership is \$250.
- + Information concerning dues for the NPHC organizations will be given during their recruitment events. Potential new members are highly encouraged to discuss the financial responsibility of joining a Greek Organization with their parents.

Hazing Policy

- + Hazing is strictly prohibited by Western Kentucky University and all fraternities and sororities.
- + Hazing is defined as an action or situation with or without consent that is reckless, intentional, and unintentional
- + Hazing acts include but are not limited to the following
 - * endangers the mental or physical health or safety of a student
 - * creates risk or injury
 - * causes discomfort, embarrassment, harassment or ridicule
 - * forcing someone to eat or drink against his or her will
 - * requiring personal servitude
 - * the presence or use of alcohol in any new member activity
 - * that willfully destroys or removes public or private property for the purpose of initiation or admission into or affiliation with, or as a condition for continued membership in a chapter or colony of any sorority or fraternity
 - * paddling or striking in any manner
 - * sleep deprivation
 - * requiring exercise
 - * forcing someone to publicly wear apparel that is conspicuous and not “normally” in good taste
 - * yelling at members
 - * not permitting members to talk for extended periods of time
- + If you witness or have knowledge about improper activities occurring in the Greek community, you are encouraged to contact the Greek Affairs at 270-745-2484

Fraternity Addresses

Alpha Gamma Rho

1436 Chestnut Street
BG, KY 42101

Iota Phi Theta

1906 College Heights Blvd.
BG, KY 42101

Omega Psi Phi

1906 College Heights Blvd.
BG, KY 42101

Sigma Alpha Epsilon

300 Alumni Ave.
BG, KY 42101

Alpha Phi Alpha

1906 College Heights Blvd.
BG, KY 42101

Kappa Alpha Order

1349 College Street
BG, KY 42101

Phi Beta Sigma

1906 College Heights Blvd.
BG, KY 42101

Sigma Chi

1336 Center Street
BG, KY 42101

Alpha Tau Omega

1346 Center Street
BG, KY 42101

Kappa Alpha Psi

1906 College Heights Blvd.
BG, KY 42101

Phi Delta Theta

330 Alumni Ave.
BG, KY 42101

Sigma Nu

311 Alumni Ave.
BG, KY 42101

Delta Tau Delta

1906 College Heights Blvd.
BG, KY 42101

Kappa Sigma

1215 College Street
BG, KY 42101

Phi Gamma Delta

1311 College Street
BG, KY 42101

Sigma Phi Epsilon

1415 College Street
BG, KY 42101

FarmHouse

1544 Chestnut Street
BG, KY 42101

Lambda Chi Alpha

1504 Chestnut Street
BG, KY 42101

Pi Kappa Alpha

1328 Center Street
BG, KY 42101

Sorority Addresses

Alpha Delta Pi

1633 Chestnut Street
BG, KY 42101

Alpha Xi Delta

1508 Chestnut Street
BG, KY 42101

Kappa Delta

1600 Chestnut Street
BG, KY 42101

Sigma Gamma Rho

1906 College Heights Blvd.
BG, KY 42101

Alpha Gamma Delta

1540 Chestnut Street
BG, KY 42101

Chi Omega

1532 Chestnut Street
BG, KY 42101

Omega Phi Alpha

1906 College Heights Blvd.
BG, KY 42101

Sigma Kappa

1551 Chestnut Street
BG, KY 42101

Alpha Kappa Alpha

1906 College Heights Blvd.
BG, KY 42101

Delta Sigma Theta

1906 College Heights Blvd.
BG, KY 42101

Phi Mu

1553 Chestnut Street
BG, KY 42101

Zeta Phi Beta

1906 College Heights Blvd.
BG, KY 42101

Alpha Omicron Pi

1438 Chestnut Street
BG, KY 42101

Delta Zeta

1510 Chestnut Street
BG, KY 42101

Sigma Alpha

1906 College Heights Blvd.
BG, KY 42101

Glossary

Active - a fully initiated member of a fraternity or sorority

Alumnus/Alumna (singular) - an initiated man/woman who is no longer in college

Bid - a formal initiation to join a fraternity or sorority

Chapter - the local collegiate group of a national fraternity or sorority

Colonization/Recolonization - the process of establishing a new national fraternity or sorority on campus

Formal Recruitment - the period set aside for membership recruitment of Interfraternity Council fraternities and Panhellenic Association sororities

Initiation - the formal ceremony that brings a new member to full fraternity or sorority membership

Intake - the process that National Pan-Hellenic Council fraternities and sororities use to select new members

Legacy - a prospective new member whose relative is an alumnus/alumna or an active member of a particular fraternity or sorority

New Member - a member of a fraternity or sorority that has not yet been initiated

New Member Education Program - a time during which new members learn about the fraternity or sorority and its members

Philanthropy - another term for community service

Potential New Member - a person who has interest in fraternity or sorority life and participates in the recruitment process

Preferential Bidding - the system used to conclude the Formal Recruitment period, in which sororities indicate their choices for new members

Quota - the specified number of new members each sorority can accept during Formal Recruitment

Recommendation - a letter signed by an alumnus/alumna recommending a man/woman for membership in a fraternity/sorority who is no longer in college



WESTERN
KENTUCKY
UNIVERSITY