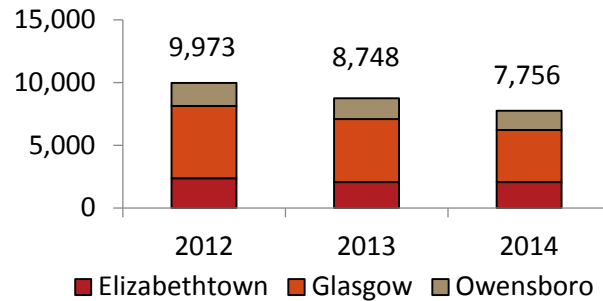


Spring 2014 Regional Campus Enrollment Report

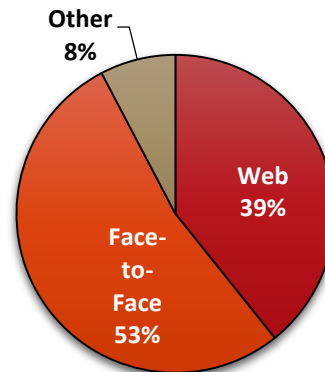


Total Regional Campus Spring Course Enrollments



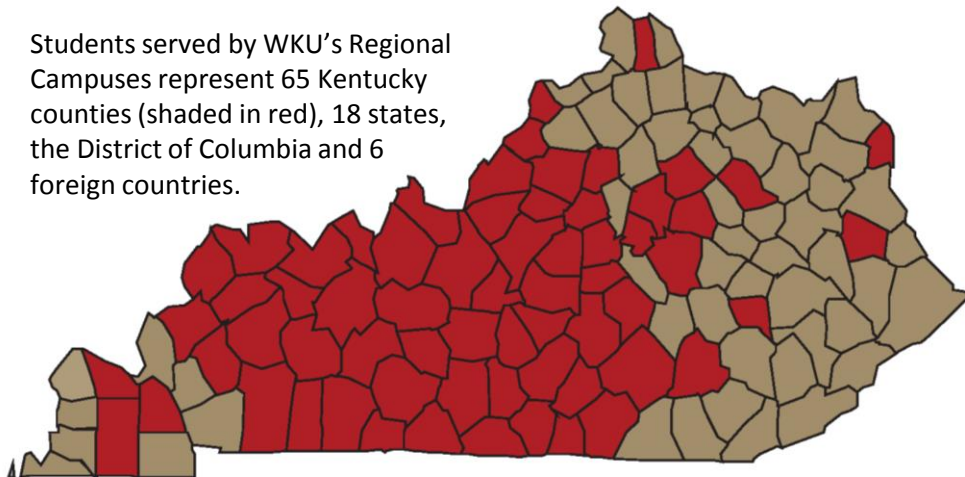
Total course enrollments reflect the count of each course in which a student is enrolled. Includes all course enrollments credited to any regional campus. See Regional Campus Enrollment Report Definitions for further clarification.

Spring 2014 Course Enrollments by Type



KY Counties Represented at Regional Campuses

Students served by WKU's Regional Campuses represent 65 Kentucky counties (shaded in red), 18 states, the District of Columbia and 6 foreign countries.



Regional Campus Students (3,019*)

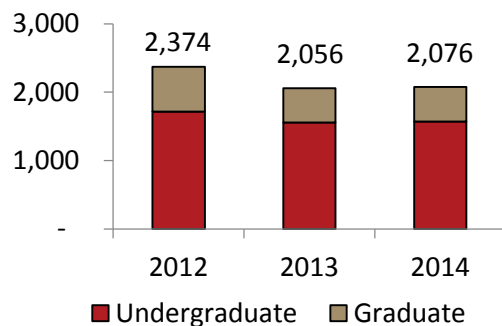
Status:	Full-time	1,235	41%
	Part-time	1,784	59%
Level:	Undergraduate	2,504	83%
	Graduate	515	17%
Ethnicity:	American Indian/Alaska Native	9	<1%
	Asian	20	1%
	Black or African American	149	5%
	Hispanic	57	2%
	Native Hawaiian/Pacific Islander	4	<1%
	Non Resident Alien	17	1%
	White	2,678	89%
	Two or More Races	40	1%
	Not Reported	45	2%
Gender:	Female	2,079	69%
	Male	940	31%
Age (Under-graduate Only):	Traditional	1,410	56%
	Non-Traditional	1,094	44%
Classification:	Freshmen	220	7%
	Sophomore	356	12%
	Junior	492	16%
	Senior	950	31%
	Non-Degree	519	17%
	Post. Baccalaureate	68	2%
	Masters/Specialist	411	14%
	Doctoral	3	<1%
Transfers from:	KCTCS	85	67%
	Other Kentucky Institution	16	13%
	Out-of-State Institution	26	21%

*Represents the number of individual students served by the Regional Campuses.

Spring 2014 Elizabethtown | Ft. Knox Regional Campus Enrollment Report

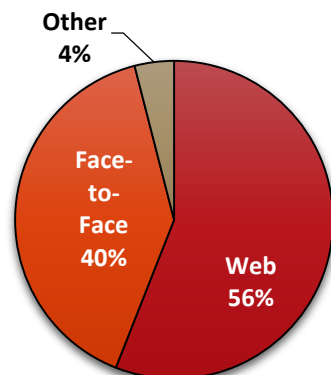


Elizabethtown|Ft. Knox Course Enrollments



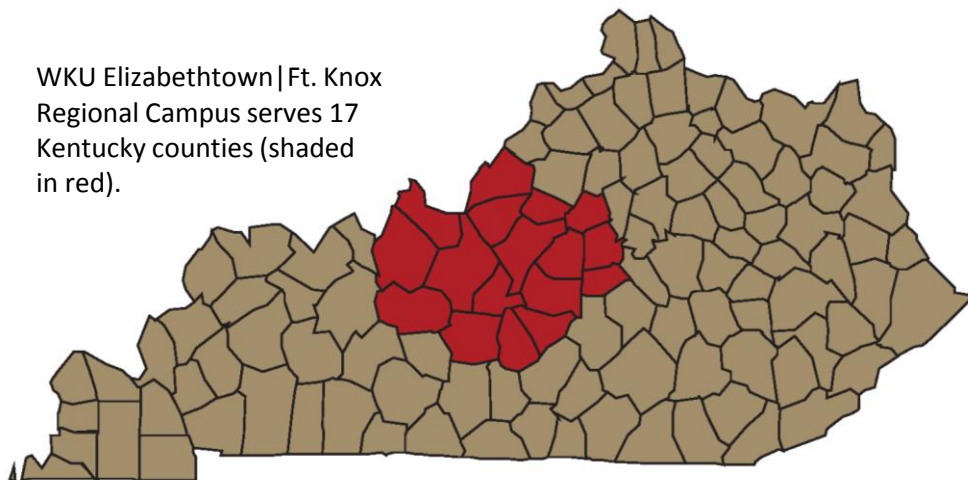
Total course enrollments reflect the count of each course in which a student is enrolled. Includes all course enrollments credited to Elizabethtown|Ft. Knox Regional Campus. See Regional Campus Enrollment Report Definitions for further clarification.

Spring 2014 Course Enrollments by Type



WKU Elizabethtown Regional Campus Service Region

WKU Elizabethtown|Ft. Knox Regional Campus serves 17 Kentucky counties (shaded in red).



Spring 2014 Elizabethtown Students (854*)

Status:	Full-time	279	33%
	Part-time	575	67%
Level:	Undergraduate	595	70%
	Graduate	259	30%
Ethnicity:	American Indian/Alaska Native	4	<1%
	Asian	10	1%
	Black or African American	85	10%
	Hispanic	27	3%
	Native Hawaiian/Pacific Islander	1	<1%
	Non Resident Alien	6	<1%
	White	690	81%
	Two or More Races	16	2%
	Not Reported	15	2%
Gender:	Female	591	69%
	Male	263	31%
Age (Under-graduate Only):	Traditional	230	39%
	Non-Traditional	365	61%
Classification:	Freshmen	12	1%
	Sophomore	23	3%
	Junior	136	16%
	Senior	352	41%
	Non-Degree	94	11%
	Post. Baccalaureate	26	3%
	Masters/Specialist	210	25%
	Doctoral	1	<1%
Transfers from:	KCTCS	46	78%
	Other Kentucky Institution	2	3%
	Out-of-State Institution	11	19%

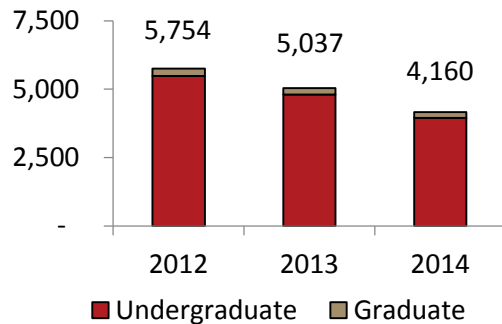
*Represents the number of individual students served by Elizabethtown|Ft. Knox Regional Campus.

Report prepared by the WKU Office of Institutional Research April 21, 2014.

Spring 2014 Glasgow Regional Campus Enrollment Report

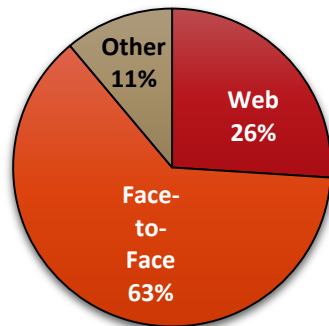


Glasgow Course Enrollments



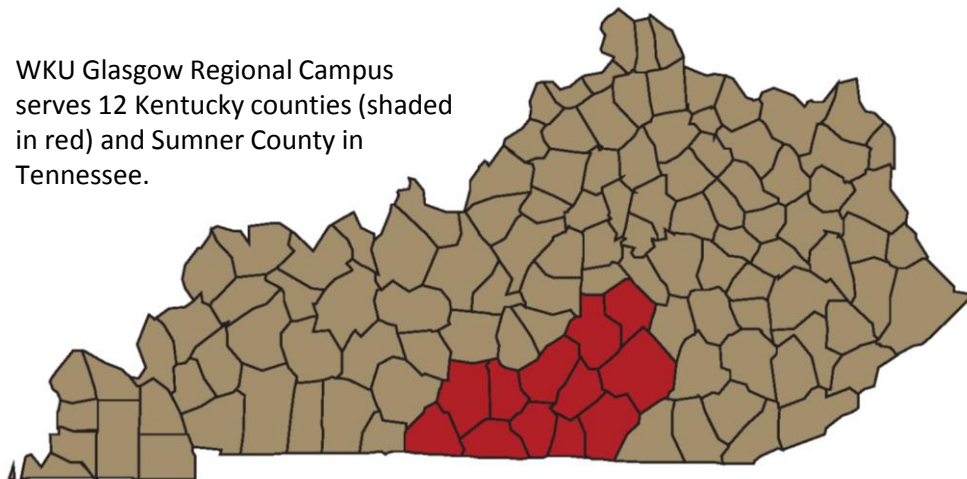
Total course enrollments reflect the count of each course in which a student is enrolled. Includes all course enrollments credited to Glasgow Regional Campus. See Regional Campus Enrollment Report Definitions for further clarification.

Spring 2014 Course Enrollments by Type



WKU Glasgow Regional Campus Service Region

WKU Glasgow Regional Campus serves 12 Kentucky counties (shaded in red) and Sumner County in Tennessee.



Spring 2014 Glasgow Students (1,569*)

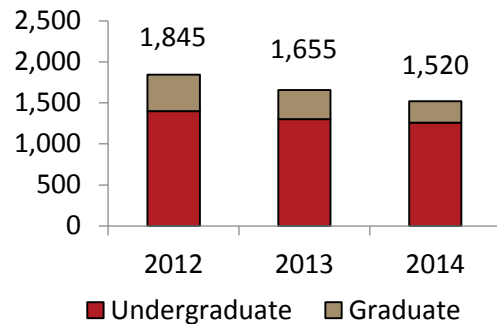
Status:	Full-time	771	49%
	Part-time	798	51%
Level:	Undergraduate	1,457	93%
	Graduate	112	7%
Ethnicity:	American Indian/Alaska Native	2	<1%
	Asian	8	<1%
	Black or African American	42	3%
	Hispanic	24	2%
	Native Hawaiian/Pacific Islander	2	<1%
	Non Resident Alien	9	<1%
	White	1,438	92%
	Two or More Races	20	1%
	Not Reported	24	2%
Gender:	Female	1,078	69%
	Male	491	31%
Age (Under-graduate Only):	Traditional	999	69%
	Non-Traditional	458	31%
Classification:	Freshmen	202	13%
	Sophomore	320	20%
	Junior	271	17%
	Senior	311	20%
	Non-Degree	351	22%
	Post. Baccalaureate	24	2%
	Masters/Specialist	88	6%
	Doctoral	2	<1%
Transfers from:	KCTCS	13	35%
	Other Kentucky Institution	10	27%
	Out-of-State Institution	14	38%

*Represents the number of individual students served by the Glasgow Regional Campus.

Spring 2014 Owensboro Regional Campus Enrollment Report

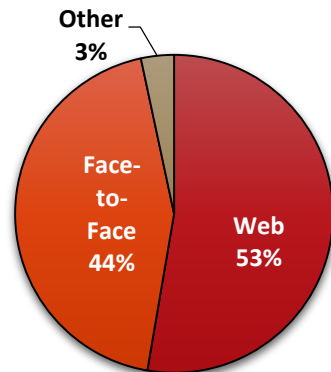


Owensboro Course Enrollments



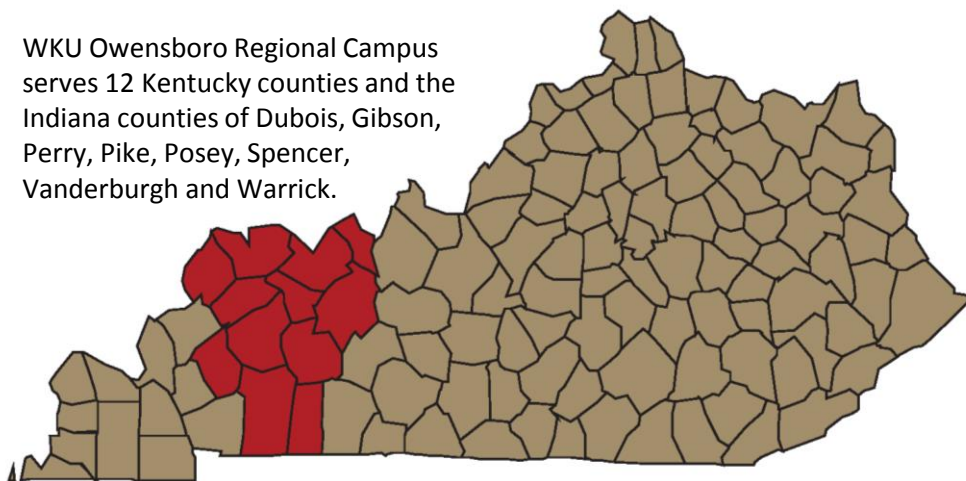
Total course enrollments reflect the count of each course in which a student is enrolled. Includes all course enrollments credited to Owensboro Regional Campus. See Regional Campus Enrollment Report Definitions for further clarification.

Spring 2014 Course Enrollments by Type



WKU Owensboro Regional Campus Service Region

WKU Owensboro Regional Campus serves 12 Kentucky counties and the Indiana counties of Dubois, Gibson, Perry, Pike, Posey, Spencer, Vanderburgh and Warrick.



Spring 2014 Owensboro Students (613*)

Status:	Full-time	197	32%
	Part-time	416	68%
Level:	Undergraduate	468	76%
	Graduate	145	24%
Ethnicity:	American Indian/Alaska Native	3	<1%
	Asian	3	<1%
	Black or African American	23	4%
	Hispanic	6	1%
	Native Hawaiian/Pacific Islander	1	<1%
	Non Resident Alien	2	<1%
	White	563	92%
	Two or More Races	5	1%
	Not Reported	7	1%
Gender:	Female	419	68%
	Male	194	32%
Age (Under-graduate Only):	Traditional	187	40%
	Non-Traditional	281	60%
Classification:	Freshmen	6	1%
	Sophomore	13	2%
	Junior	91	15%
	Senior	297	48%
	Non-Degree	74	12%
	Post. Baccalaureate	18	3%
	Masters/Specialist	114	19%
	Doctoral	0	0%
Transfers from:	KCTCS	26	81%
	Other Kentucky Institution	4	13%
	Out-of-State Institution	2	6%

*Represents the number of individual students served by the Owensboro Regional Campus.

Regional Campus Enrollment Report Definitions



How Enrollments Are Credited to Regional Campuses

Due to the close proximity of WKU's campuses, students often take courses at multiple campuses. Additionally, students take advantage of face-to-face, as well as distance learning opportunities. Therefore, students can rarely be classified as belonging to a single campus.

While not perfect, we have developed a methodology to credit the regional campuses with the students they most likely serve. The following table provides the specific courses credited to the regional campuses, along with course-taking scenarios that result in students and their enrollments being credited to the regional campuses. The methodology allows for a student to be counted at multiple regional campuses as well as the main campus. Therefore, the sum of the students will be greater than WKU's headcount enrollment.

Courses/Course-Taking Scenarios		Enrollment Credited to:
Courses	Any Face-to-Face (F2F) courses, including IVS courses, taken at a regional campus	Regional Campus at which the student took the course
	Any courses taken at Glasgow High School and the following Kentucky county high schools: Adair, Barren, Metcalfe, Monroe, Russell	Glasgow Regional Campus
Scenarios	Student taking only distance learning courses	Distance learning enrollment credited to regional campus that serves the county in which the student's local zip code resides
	Student taking F2F course(s) at <u>one</u> regional campus plus distance learning courses (even if also taking courses at the Bowling Green campuses)	Distance learning enrollment credited to regional campus at which the F2F course(s) were taken
	Student taking F2F course(s) at <u>two or more</u> regional campuses plus distance learning courses (even if also taking courses at the Bowling Green campuses)	Distance learning enrollment credited to regional campus that serves the county in which the student's local zip code resides

Regional Campus Service Counties

Elizabethtown | Ft. Knox

Kentucky:

Anderson
Boyle
Breckinridge
Bullitt
Grayson
Green
Hardin
Hart
Jefferson
Larue
Marion
Meade
Mercer
Nelson
Spencer
Taylor
Washington

Glasgow

Kentucky:

Adair
Allen
Barren
Casey
Clinton
Cumberland
Lincoln
Metcalfe
Monroe
Pulaski
Russell
Wayne

Tennessee:

Sumner

Owensboro

Kentucky:

Caldwell
Christian
Davies
Hancock
Henderson
Hopkins
McLean
Muhlenberg
Ohio
Todd
Union
Webster

Indiana:

Dubois
Gibson
Perry
Pike
Posey
Spencer
Vanderburgh
Warrick