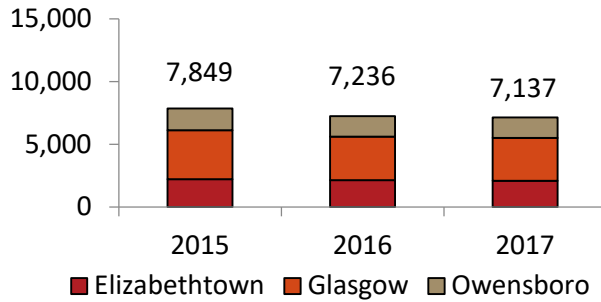


Fall 2017 Regional Campus Enrollment Report

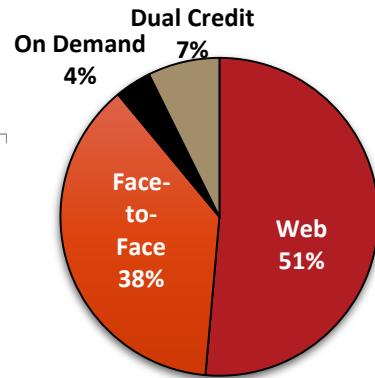


Total Regional Campus Fall Course Enrollments



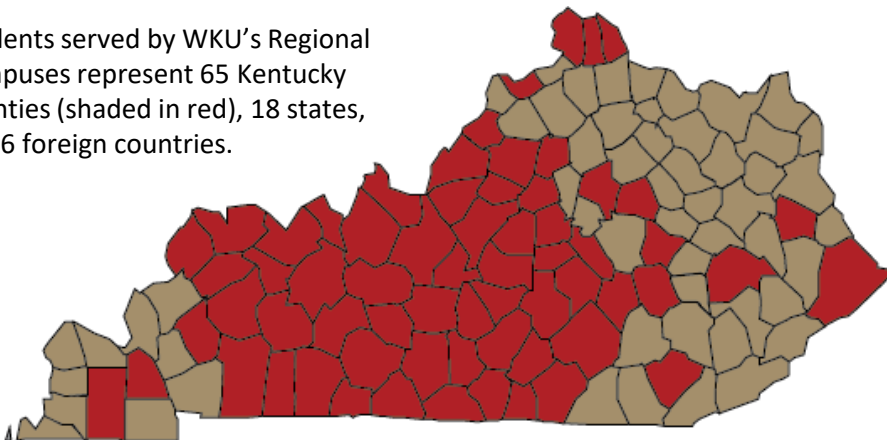
Total course enrollments reflect the count of each course in which a student is enrolled. Includes all course enrollments credited to any regional campus. See Regional Campus Enrollment Report Definitions for further clarification.

Fall 2017 Course Enrollments by Type



KY Counties Represented at Regional Campuses

Students served by WKU's Regional Campuses represent 65 Kentucky counties (shaded in red), 18 states, and 6 foreign countries.



Regional Campus Students (3,043*)

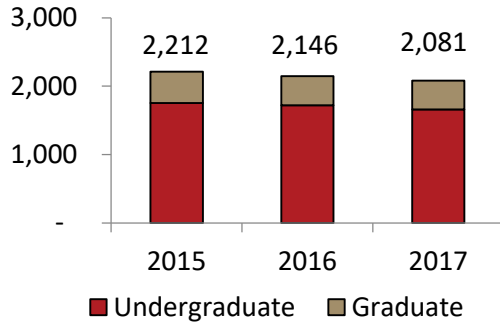
Status:	Full-time	982	32%
	Part-time	2,061	68%
Level:	Undergraduate	2,593	85%
	Graduate	450	15%
Ethnicity:	American Indian/Alaska Native	9	<1%
	Asian	28	1%
	Black or African American	134	4%
	Hispanic	78	3%
	Native Hawaiian/Pacific Islander	3	<1%
	Non Resident Alien	53	2%
	White	2,610	86%
	Two or More Races	67	2%
	Not Reported	61	2%
Gender:	Female	2,074	68%
	Male	969	32%
Age (Under-graduate Only):	Traditional	1,813	70%
	Non-Traditional	780	30%
Classification:	Freshmen	189	6%
	Sophomore	227	7%
	Junior	391	13%
	Senior	803	26%
	Non-Degree	1,008	33%
	Post. Baccalaureate	44	1%
	Masters/Specialist	358	12%
	Doctoral	23	1%
Transfers from:	KCTCS	189	77%
	Other Kentucky Institution	27	11%
	Out-of-State Institution	31	13%

*Represents the number of individual students served by the Regional Campuses.

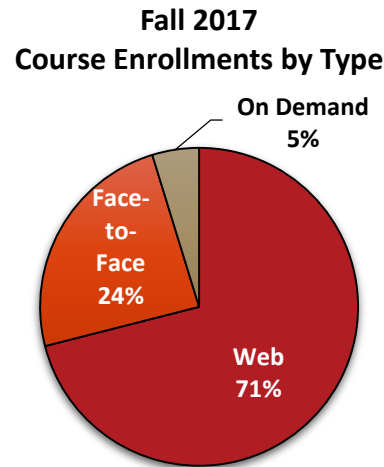
Fall 2017 Elizabethtown | Ft. Knox Regional Campus Enrollment Report



Elizabethtown|Ft. Knox Course Enrollments



Total course enrollments reflect the count of each course in which a student is enrolled. Includes all course enrollments credited to Elizabethtown|Ft. Knox Regional Campus. See Regional Campus Enrollment Report Definitions for further clarification.



Fall 2017 Elizabethtown Students (887*)

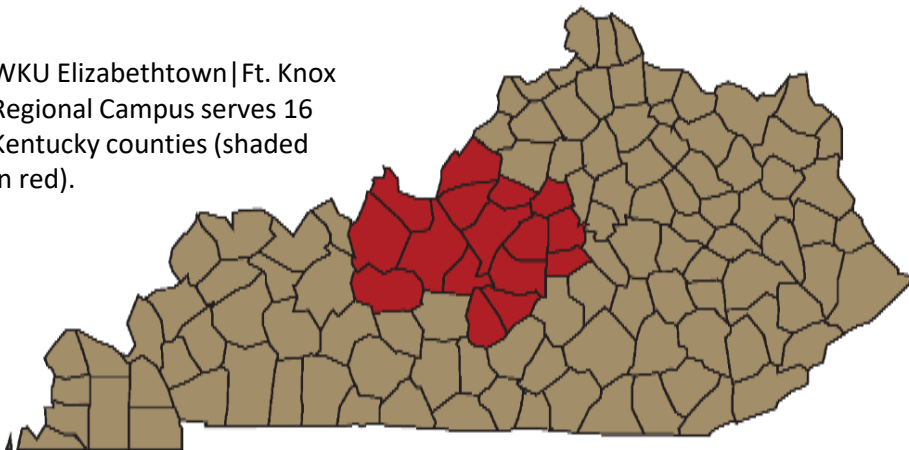
Status:	Full-time	241	27%	
	Part-time	646	73%	
Level:	Undergraduate	655	74%	
	Graduate	232	26%	
Ethnicity:	American Indian/Alaska Native	5	<1%	
	Asian	14	2%	
	Black or African American	75	9%	
	Hispanic	29	3%	
	Native Hawaiian/Pacific Islander	1	<1%	
	Non Resident Alien	0	0%	
	White	724	82%	
	Two or More Races	25	3%	
	Not Reported	14	2%	
Gender:	Female	620	70%	
	Male	267	30%	
Age (Under-graduate Only):	Traditional	388	59%	
	Non-Traditional	267	41%	
Classification:	Freshmen	17	2%	
	Sophomore	19	2%	
	Junior	113	13%	
	Senior	285	32%	
	Non-Degree	232	26%	
	Post. Baccalaureate	16	2%	
	Masters/Specialist	198	22%	
	Doctoral	7	1%	
	Transfers from:	KCTCS	77	82%
		Other Kentucky Institution	7	8%
Out-of-State Institution		10	11%	

*Represents the number of individual students served by Elizabethtown|Ft. Knox Regional Campus.

Report prepared by the WKU Office of Institutional Research Dec 13, 2017.

WKU Elizabethtown Regional Campus Service Region

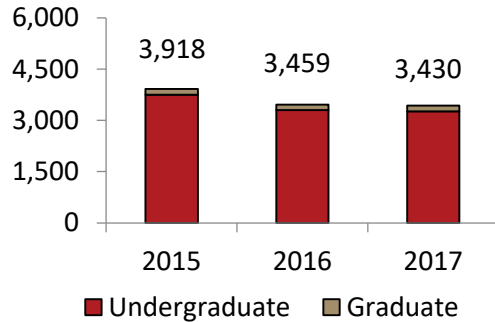
WKU Elizabethtown | Ft. Knox Regional Campus serves 16 Kentucky counties (shaded in red).



Fall 2017 Glasgow Regional Campus Enrollment Report

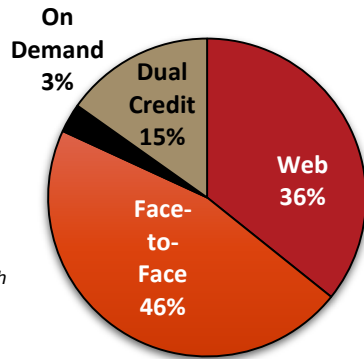


Glasgow Course Enrollments



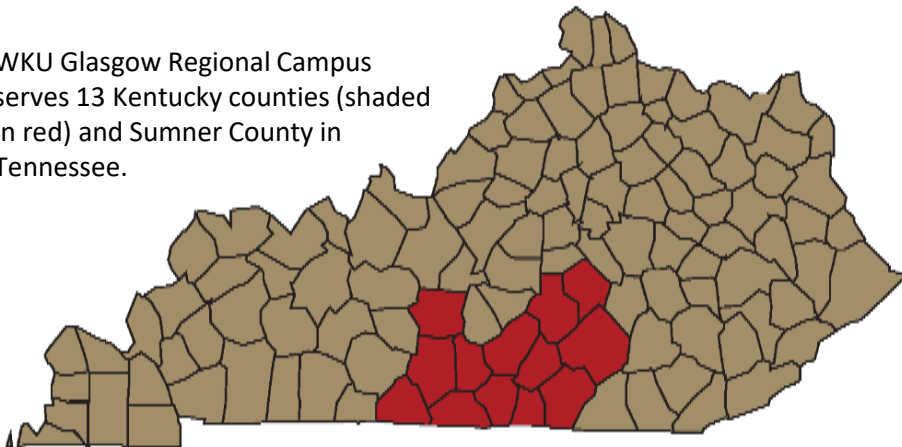
Total course enrollments reflect the count of each course in which a student is enrolled. Includes all course enrollments credited to Glasgow Regional Campus. See Regional Campus Enrollment Report Definitions for further clarification.

Fall 2017 Course Enrollments by Type



WKU Glasgow Regional Campus Service Region

WKU Glasgow Regional Campus serves 13 Kentucky counties (shaded in red) and Sumner County in Tennessee.



Fall 2017 Glasgow Students (1,490*)

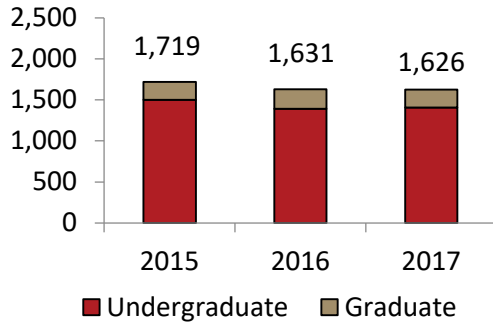
Status:	Full-time	556	37%
	Part-time	934	63%
Level:	Undergraduate	1,393	93%
	Graduate	97	7%
Ethnicity:	American Indian/Alaska Native	4	<1%
	Asian	9	<1%
	Black or African American	37	3%
	Hispanic	38	3%
	Native Hawaiian/Pacific Islander	1	<1%
	Non Resident Alien	52	4%
	White	1,287	86%
	Two or More Races	23	2%
	Not Reported	39	3%
Gender:	Female	990	66%
	Male	500	34%
Age (Under-graduate Only):	Traditional	1,111	80%
	Non-Traditional	282	20%
Classification:	Freshmen	164	11%
	Sophomore	194	13%
	Junior	166	11%
	Senior	249	17%
	Non-Degree	620	42%
	Post. Baccalaureate	16	1%
	Masters/Specialist	73	5%
	Doctoral	8	1%
	Transfers from:	KCTCS	20
Other Kentucky Institution		14	28%
Out-of-State Institution		16	32%

*Represents the number of individual students served by the Glasgow Regional Campus.

Fall 2017 Owensboro Regional Campus Enrollment Report

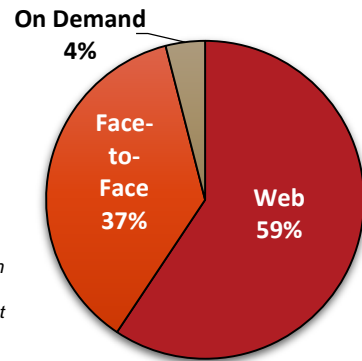


Owensboro Course Enrollments



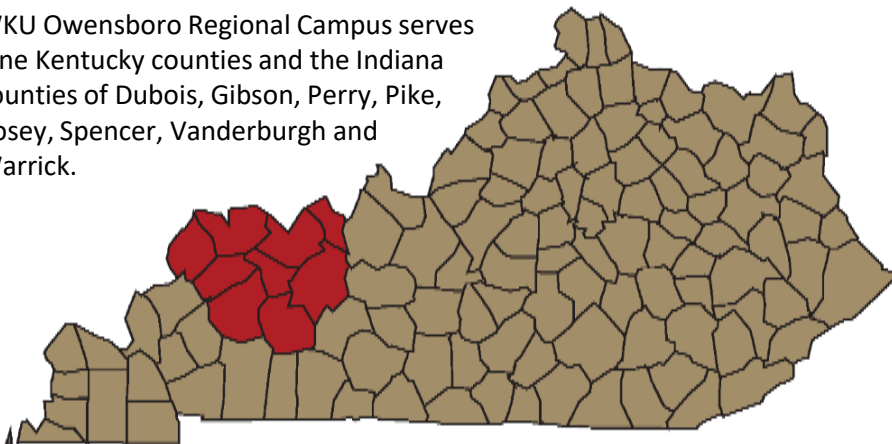
Total course enrollments reflect the count of each course in which a student is enrolled. Includes all course enrollments credited to Owensboro Regional Campus. See Regional Campus Enrollment Report Definitions for further clarification.

Fall 2017 Course Enrollments by Type



WKU Owensboro Regional Campus Service Region

WKU Owensboro Regional Campus serves nine Kentucky counties and the Indiana counties of Dubois, Gibson, Perry, Pike, Posey, Spencer, Vanderburgh and Warrick.



Fall 2017 Owensboro Students (676*)

Status:	Full-time	194	29%
	Part-time	482	71%
Level:	Undergraduate	555	82%
	Graduate	121	18%
Ethnicity:	American Indian/Alaska Native	0	0%
	Asian	5	<1%
	Black or African American	22	3%
	Hispanic	11	2%
	Native Hawaiian/Pacific Islander	1	<1%
	Non Resident Alien	2	<1%
	White	607	90%
	Two or More Races	20	3%
	Not Reported	8	1%
Gender:	Female	469	69%
	Male	207	31%
Age (Under-graduate Only):	Traditional	321	58%
	Non-Traditional	234	42%
Classification:	Freshmen	8	1%
	Sophomore	15	2%
	Junior	114	17%
	Senior	276	41%
	Non-Degree	156	23%
	Post. Baccalaureate	12	2%
	Masters/Specialist	87	13%
	Doctoral	8	1%
	Transfers from:	KCTCS	92
Other Kentucky Institution		6	6%
Out-of-State Institution		5	5%

*Represents the number of individual students served by the Owensboro Regional Campus.

Regional Campus Enrollment Report Definitions



How Enrollments Are Credited to Regional Campuses

Due to the close proximity of WKU's campuses, students often take courses at multiple campuses. Additionally, students take advantage of face-to-face, as well as distance learning opportunities. Therefore, students can rarely be classified as belonging to a single campus.

While not perfect, we have developed a methodology to credit the regional campuses with the students they most likely serve. The following table provides the specific courses credited to the regional campuses, along with course-taking scenarios that result in students and their enrollments being credited to the regional campuses. The methodology allows for a student to be counted at multiple regional campuses as well as the main campus. Therefore, the sum of the students will be greater than WKU's headcount enrollment.

Courses/Course-Taking Scenarios		Enrollment Credited to:
Courses	Any Face-to-Face (F2F) courses, including IVS courses, taken at a regional campus	Regional Campus at which the student took the course
	Any courses taken at Glasgow High School and the following Kentucky county high schools: Adair, Barren, Metcalfe, Monroe, Russell	Glasgow Regional Campus
Scenarios	Student taking only distance learning courses	Distance learning enrollment credited to regional campus that serves the county in which the student's local zip code resides
	Student taking F2F course(s) at <u>one</u> regional campus plus distance learning courses and are not taking courses at the Bowling Green campuses	Distance learning enrollment credited to regional campus at which the F2F course(s) were taken
	Student taking F2F course(s) at <u>two or more</u> regional campuses plus distance learning courses and are not taking courses at the Bowling Green campuses	Distance learning enrollment credited to regional campus that serves the county in which the student's local zip code resides

Regional Campus Service Counties

Elizabethtown | Ft. Knox

Kentucky:

- Anderson
- Boyle
- Breckinridge
- Bullitt
- Grayson
- Green
- Hardin
- Jefferson
- Larue
- Marion
- Meade
- Mercer
- Nelson
- Spencer
- Taylor
- Washington

Glasgow

Kentucky:

- Adair
- Allen
- Barren
- Casey
- Clinton
- Cumberland
- Hart
- Lincoln
- Metcalfe
- Monroe
- Pulaski
- Russell
- Wayne

Tennessee:

- Sumner

Owensboro

Kentucky:

- Daviess
- Hancock
- Henderson
- Hopkins
- McLean
- Muhlenberg
- Ohio
- Union
- Webster

Indiana:

- Dubois
- Gibson
- Perry
- Pike
- Posey
- Spencer
- Vanderburgh
- Warrick