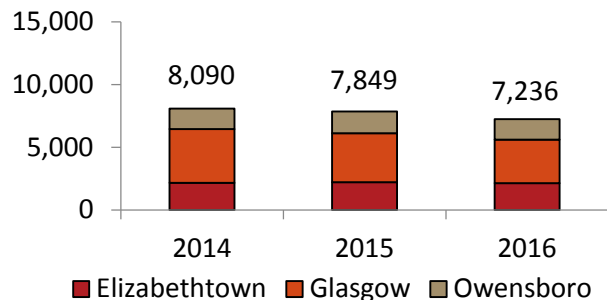


# Fall 2016 Regional Campus Enrollment Report

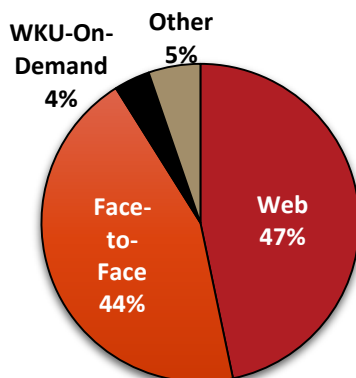


## Total Regional Campus Fall Course Enrollments



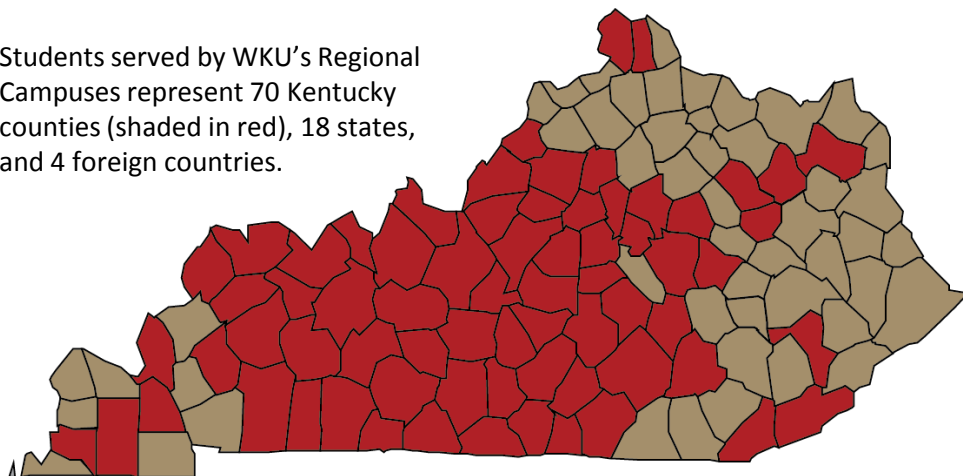
Total course enrollments reflect the count of each course in which a student is enrolled. Includes all course enrollments credited to any regional campus. See Regional Campus Enrollment Report Definitions for further clarification.

## Fall 2016 Course Enrollments by Type



## KY Counties Represented at Regional Campuses

Students served by WKU's Regional Campuses represent 70 Kentucky counties (shaded in red), 18 states, and 4 foreign countries.



## Regional Campus Students (2,983\*)

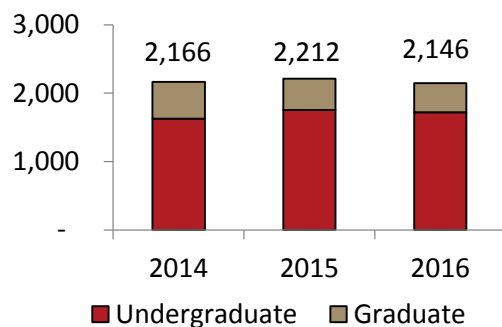
Status:	Full-time	1,036	35%
	Part-time	1,947	65%
Level:	Undergraduate	2,533	85%
	Graduate	450	15%
Ethnicity:	American Indian/Alaska Native	6	<1%
	Asian	14	<1%
	Black or African American	122	4%
	Hispanic	63	2%
	Native Hawaiian/Pacific Islander	2	<1%
	Non Resident Alien	37	1%
	White	2,607	87%
	Two or More Races	63	2%
	Not Reported	69	2%
Gender:	Female	2,067	69%
	Male	916	31%
Age (Under-graduate Only):	Traditional	1,676	66%
	Non-Traditional	857	34%
Classification:	Freshmen	237	8%
	Sophomore	230	8%
	Junior	433	15%
	Senior	824	28%
	Non-Degree	827	28%
	Post. Baccalaureate	48	2%
	Masters/Specialist	377	13%
	Doctoral	7	<1%
Transfers from:	KCTCS	216	79%
	Other Kentucky Institution	27	10%
	Out-of-State Institution	31	11%

\*Represents the number of individual students served by the Regional Campuses.

# Fall 2016 Elizabethtown|Ft. Knox Regional Campus Enrollment Report

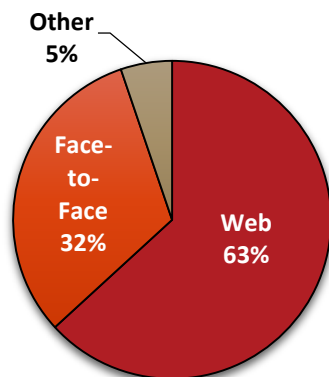


## Elizabethtown|Ft. Knox Course Enrollments



Total course enrollments reflect the count of each course in which a student is enrolled. Includes all course enrollments credited to Elizabethtown|Ft. Knox Regional Campus. See Regional Campus Enrollment Report Definitions for further clarification.

## Fall 2016 Course Enrollments by Type



## Fall 2016 Elizabethtown Students (881\*)

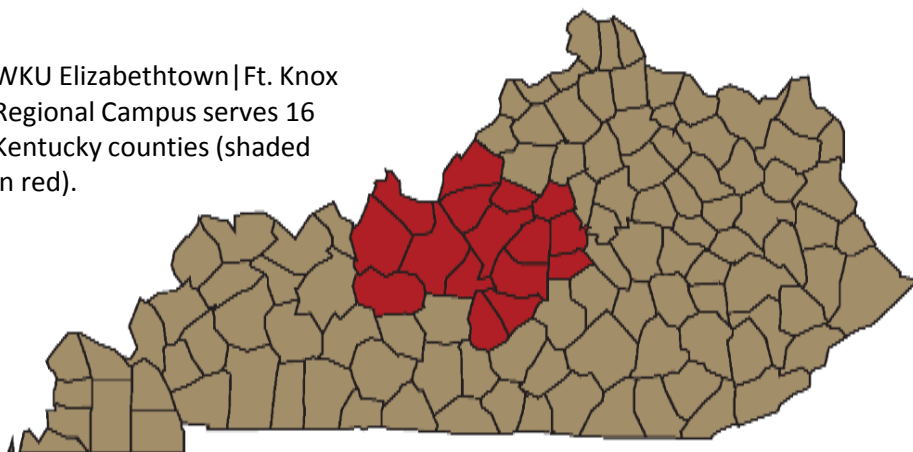
<b>Status:</b>	Full-time	265	30%
	Part-time	616	70%
<b>Level:</b>	Undergraduate	648	74%
	Graduate	233	26%
<b>Ethnicity:</b>	American Indian/Alaska Native	2	<1%
	Asian	4	<1%
	Black or African American	71	8%
	Hispanic	22	3%
	Native Hawaiian/Pacific Islander	0	0%
	Non Resident Alien	2	<1%
	White	739	84%
	Two or More Races	21	2%
	Not Reported	20	2%
<b>Gender:</b>	Female	615	70%
	Male	266	30%
<b>Age (Under-graduate Only):</b>	Traditional	347	54%
	Non-Traditional	301	46%
<b>Classification:</b>	Freshmen	17	2%
	Sophomore	25	3%
	Junior	148	17%
	Senior	305	35%
	Non-Degree	158	18%
	Post. Baccalaureate	16	2%
	Masters/Specialist	210	24%
	Doctoral	2	<1%
<b>Transfers from:</b>	KCTCS	96	83%
	Other Kentucky Institution	10	9%
	Out-of-State Institution	10	9%

\*Represents the number of individual students served by Elizabethtown|Ft. Knox Regional Campus.

Report prepared by the WKU Office of Institutional Research Nov 4, 2016.

## WKU Elizabethtown Regional Campus Service Region

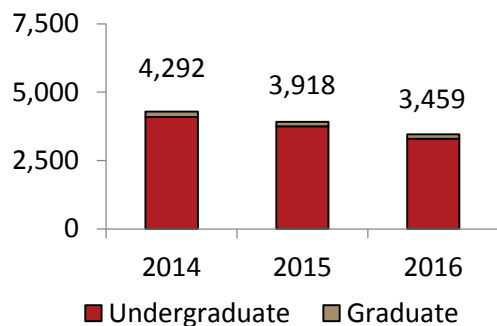
WKU Elizabethtown|Ft. Knox Regional Campus serves 16 Kentucky counties (shaded in red).



# Fall 2016 Glasgow Regional Campus Enrollment Report

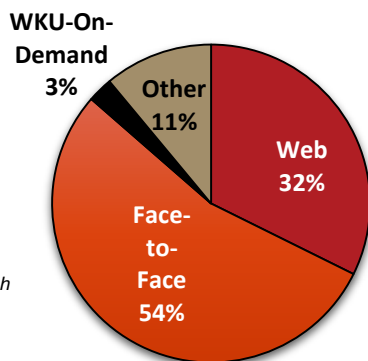


## Glasgow Course Enrollments



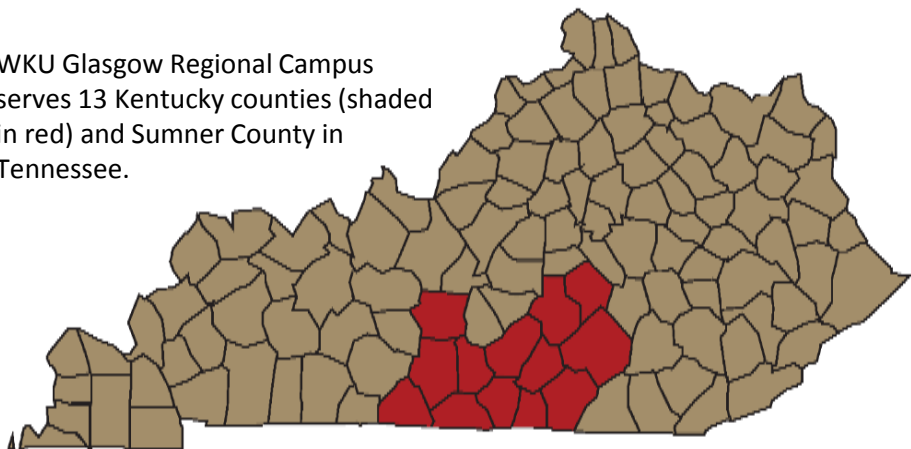
Total course enrollments reflect the count of each course in which a student is enrolled. Includes all course enrollments credited to Glasgow Regional Campus. See Regional Campus Enrollment Report Definitions for further clarification.

## Fall 2016 Course Enrollments by Type



## WKU Glasgow Regional Campus Service Region

WKU Glasgow Regional Campus serves 13 Kentucky counties (shaded in red) and Sumner County in Tennessee.



## Fall 2016 Glasgow Students (1,430\*)

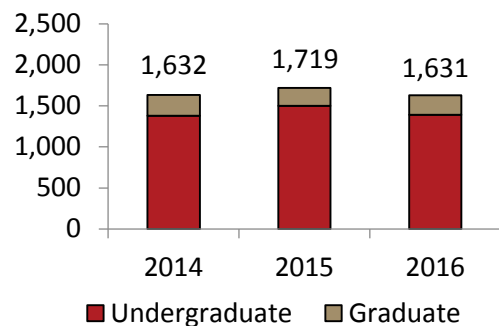
<b>Status:</b>	Full-time	585	41%
	Part-time	845	59%
<b>Level:</b>	Undergraduate	1,340	94%
	Graduate	90	6%
<b>Ethnicity:</b>	American Indian/Alaska Native	4	<1%
	Asian	5	<1%
	Black or African American	31	2%
	Hispanic	37	3%
	Native Hawaiian/Pacific Islander	1	<1%
	Non Resident Alien	31	2%
	White	1,253	88%
	Two or More Races	30	2%
	Not Reported	38	3%
<b>Gender:</b>	Female	971	68%
	Male	459	32%
<b>Age (Under-graduate Only):</b>	Traditional	1,032	77%
	Non-Traditional	308	23%
<b>Classification:</b>	Freshmen	216	15%
	Sophomore	188	13%
	Junior	177	12%
	Senior	238	17%
	Non-Degree	517	36%
	Post. Baccalaureate	19	1%
	Masters/Specialist	73	5%
	Doctoral	2	<1%
<b>Transfers from:</b>	KCTCS	24	44%
	Other Kentucky Institution	11	20%
	Out-of-State Institution	19	35%

\*Represents the number of individual students served by the Glasgow Regional Campus.

# Fall 2016 Owensboro Regional Campus Enrollment Report

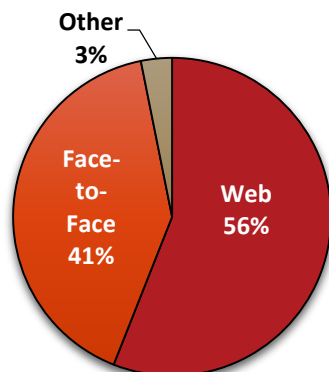


## Owensboro Course Enrollments



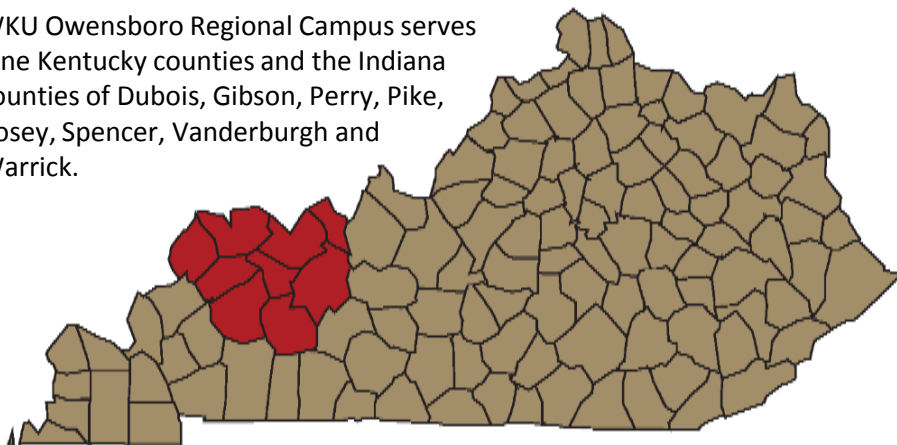
Total course enrollments reflect the count of each course in which a student is enrolled. Includes all course enrollments credited to Owensboro Regional Campus. See Regional Campus Enrollment Report Definitions for further clarification.

## Fall 2016 Course Enrollments by Type



## WKU Owensboro Regional Campus Service Region

WKU Owensboro Regional Campus serves nine Kentucky counties and the Indiana counties of Dubois, Gibson, Perry, Pike, Posey, Spencer, Vanderburgh and Warrick.



## Fall 2016 Owensboro Students (676\*)

<b>Status:</b>	Full-time	188	28%
	Part-time	488	72%
<b>Level:</b>	Undergraduate	549	81%
	Graduate	127	19%
<b>Ethnicity:</b>	American Indian/Alaska Native	0	0%
	Asian	5	<1%
	Black or African American	20	3%
	Hispanic	5	<1%
	Native Hawaiian/Pacific Islander	1	<1%
	Non Resident Alien	4	<1%
	White	618	91%
	Two or More Races	12	2%
	Not Reported	11	2%
<b>Gender:</b>	Female	484	72%
	Male	192	28%
<b>Age (Under-graduate Only):</b>	Traditional	300	55%
	Non-Traditional	249	45%
<b>Classification:</b>	Freshmen	5	<1%
	Sophomore	17	3%
	Junior	109	16%
	Senior	283	42%
	Non-Degree	152	22%
	Post. Baccalaureate	13	2%
	Masters/Specialist	94	14%
	Doctoral	3	<1%
<b>Transfers from:</b>	KCTCS	97	92%
	Other Kentucky Institution	6	6%
	Out-of-State Institution	2	2%

\*Represents the number of individual students served by the Owensboro Regional Campus.

# Regional Campus Enrollment Report Definitions



## How Enrollments Are Credited to Regional Campuses

Due to the close proximity of WKU's campuses, students often take courses at multiple campuses. Additionally, students take advantage of face-to-face, as well as distance learning opportunities. Therefore, students can rarely be classified as belonging to a single campus.

While not perfect, we have developed a methodology to credit the regional campuses with the students they most likely serve. The following table provides the specific courses credited to the regional campuses, along with course-taking scenarios that result in students and their enrollments being credited to the regional campuses. The methodology allows for a student to be counted at multiple regional campuses as well as the main campus. Therefore, the sum of the students will be greater than WKU's headcount enrollment.

Courses/Course-Taking Scenarios		Enrollment Credited to:
Courses	Any Face-to-Face (F2F) courses, including IVS courses, taken at a regional campus	Regional Campus at which the student took the course
	Any courses taken at Glasgow High School and the following Kentucky county high schools: Adair, Barren, Metcalfe, Monroe, Russell	Glasgow Regional Campus
Scenarios	Student taking only distance learning courses	Distance learning enrollment credited to regional campus that serves the county in which the student's local zip code resides
	Student taking F2F course(s) at <u>one</u> regional campus plus distance learning courses and are not taking courses at the Bowling Green campuses	Distance learning enrollment credited to regional campus at which the F2F course(s) were taken
	Student taking F2F course(s) at <u>two or more</u> regional campuses plus distance learning courses and are not taking courses at the Bowling Green campuses	Distance learning enrollment credited to regional campus that serves the county in which the student's local zip code resides

## Regional Campus Service Counties

### Elizabethtown | Ft. Knox

#### Kentucky:

Anderson  
Boyle  
Breckinridge  
Bullitt  
Grayson  
Green  
Hardin  
Jefferson  
Larue  
Marion  
Meade  
Mercer  
Nelson  
Spencer  
Taylor  
Washington

### Glasgow

#### Kentucky:

Adair  
Allen  
Barren  
Casey  
Clinton  
Cumberland  
Hart  
Lincoln  
Metcalf  
Monroe  
Pulaski  
Russell  
Wayne

#### Tennessee:

Sumner

### Owensboro

#### Kentucky:

Daviess  
Hancock  
Henderson  
Hopkins  
McLean  
Muhlenberg  
Ohio  
Union  
Webster

#### Indiana:

Dubois  
Gibson  
Perry  
Pike  
Posey  
Spencer  
Vanderburgh  
Warrick