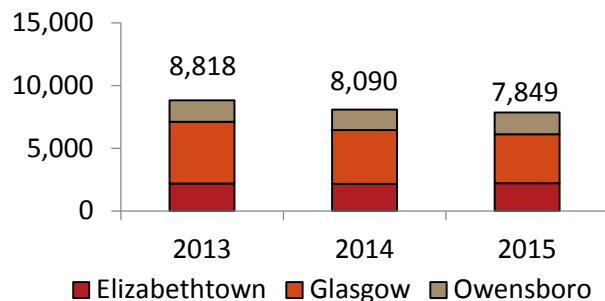


# Fall 2015 Regional Campus Enrollment Report

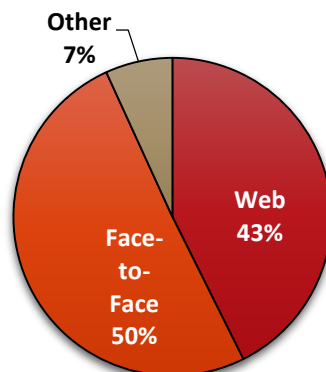


## Total Regional Campus Fall Course Enrollments



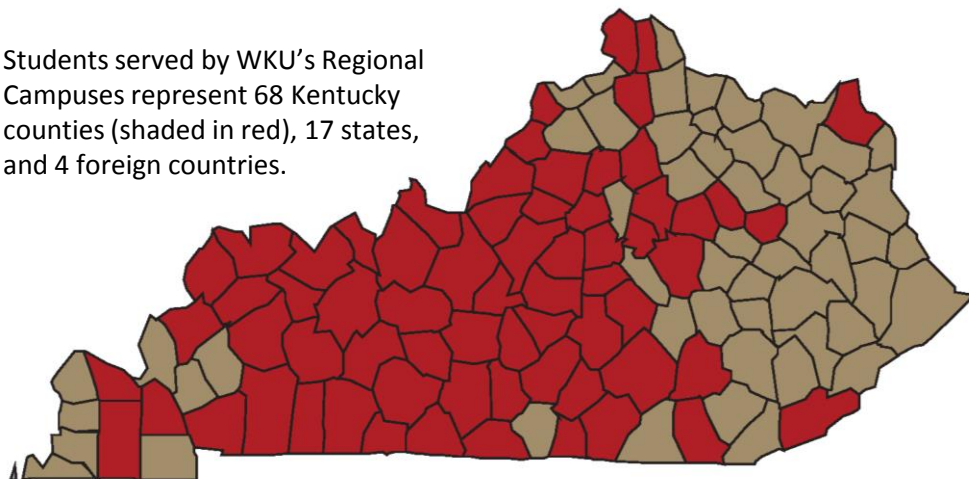
Total course enrollments reflect the count of each course in which a student is enrolled. Includes all course enrollments credited to any regional campus. See Regional Campus Enrollment Report Definitions for further clarification.

## Fall 2015 Course Enrollments by Type



## KY Counties Represented at Regional Campuses

Students served by WKU's Regional Campuses represent 68 Kentucky counties (shaded in red), 17 states, and 4 foreign countries.



## Regional Campus Students (3,102\*)

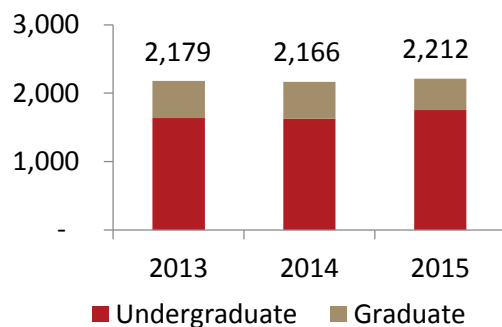
Status:	Full-time	1,248	40%
	Part-time	1,854	60%
Level:	Undergraduate	2,627	85%
	Graduate	475	15%
Ethnicity:	American Indian/Alaska Native	9	<1%
	Asian	17	1%
	Black or African American	158	5%
	Hispanic	64	2%
	Native Hawaiian/Pacific Islander	3	<1%
	Non Resident Alien	39	1%
	White	2,693	87%
	Two or More Races	59	2%
	Not Reported	60	2%
Gender:	Female	2,109	68%
	Male	993	32%
Age (Under-graduate Only):	Traditional	1,611	61%
	Non-Traditional	1,016	39%
Classification:	Freshmen	268	9%
	Sophomore	313	10%
	Junior	497	16%
	Senior	953	31%
	Non-Degree	628	20%
	Post. Baccalaureate	61	2%
	Masters/Specialist	371	12%
	Doctoral	11	<1%
Transfers from:	KCTCS	218	79%
	Other Kentucky Institution	31	11%
	Out-of-State Institution	27	10%

\*Represents the number of individual students served by the Regional Campuses.

# Fall 2015 Elizabethtown|Ft. Knox Regional Campus Enrollment Report

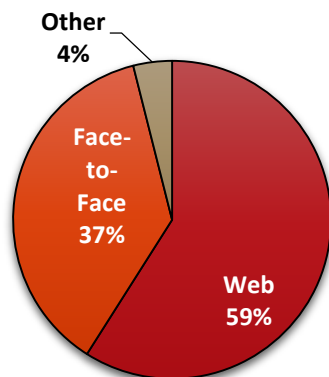


## Elizabethtown|Ft. Knox Course Enrollments



Total course enrollments reflect the count of each course in which a student is enrolled. Includes all course enrollments credited to Elizabethtown|Ft. Knox Regional Campus. See Regional Campus Enrollment Report Definitions for further clarification.

### Fall 2015 Course Enrollments by Type



## Fall 2015 Elizabethtown Students (912\*)

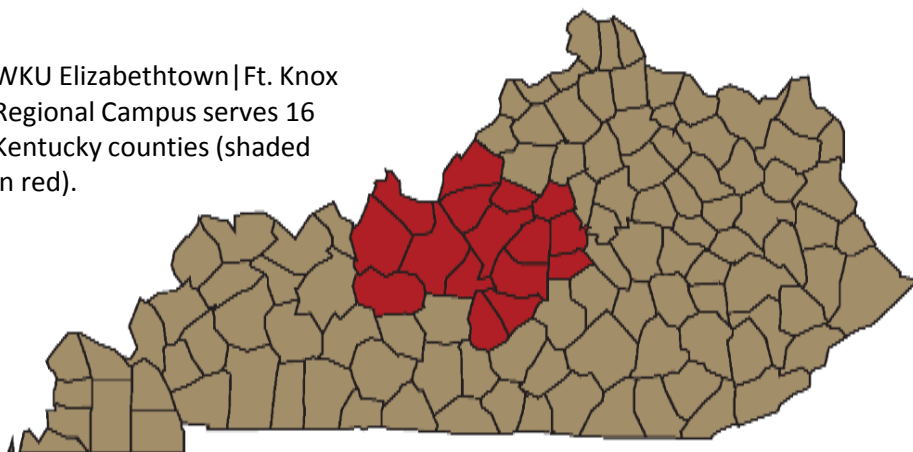
Status:	Full-time	273	30%
	Part-time	639	70%
Level:	Undergraduate	659	72%
	Graduate	253	28%
Ethnicity:	American Indian/Alaska Native	4	<1%
	Asian	6	1%
	Black or African American	95	10%
	Hispanic	30	3%
	Native Hawaiian/Pacific Islander	2	<1%
	Non Resident Alien	1	<1%
	White	730	80%
	Two or More Races	22	2%
	Not Reported	22	2%
Gender:	Female	640	70%
	Male	272	30%
Age (Under-graduate Only):	Traditional	314	48%
	Non-Traditional	345	52%
Classification:	Freshmen	7	1%
	Sophomore	33	4%
	Junior	151	17%
	Senior	330	36%
	Non-Degree	161	18%
	Post. Baccalaureate	21	2%
	Masters/Specialist	206	23%
	Doctoral	3	<1%
Transfers from:	KCTCS	93	82%
	Other Kentucky Institution	12	11%
	Out-of-State Institution	9	8%

\*Represents the number of individual students served by Elizabethtown|Ft. Knox Regional Campus.

Report prepared by the WKU Office of Institutional Research Nov 6, 2015.

## WKU Elizabethtown Regional Campus Service Region

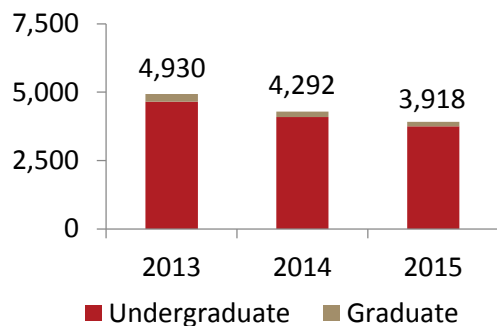
WKU Elizabethtown|Ft. Knox Regional Campus serves 16 Kentucky counties (shaded in red).



# Fall 2015 Glasgow Regional Campus Enrollment Report

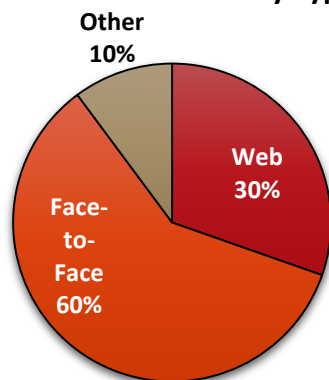


## Glasgow Course Enrollments



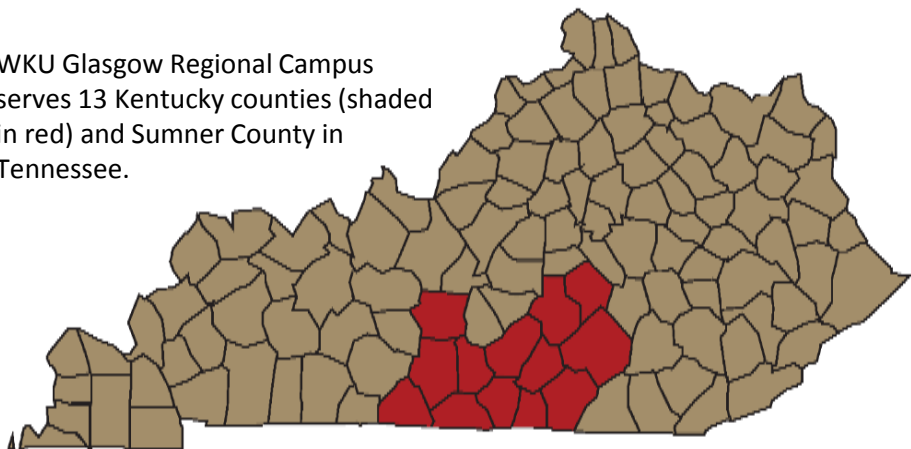
Total course enrollments reflect the count of each course in which a student is enrolled. Includes all course enrollments credited to Glasgow Regional Campus. See Regional Campus Enrollment Report Definitions for further clarification.

## Fall 2015 Course Enrollments by Type



## WKU Glasgow Regional Campus Service Region

WKU Glasgow Regional Campus serves 13 Kentucky counties (shaded in red) and Sumner County in Tennessee.



## Fall 2015 Glasgow Students (1,537\*)

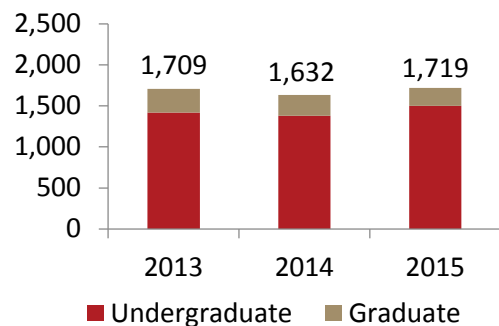
Status:	Full-time	767	50%
	Part-time	770	50%
Level:	Undergraduate	1,435	93%
	Graduate	102	7%
Ethnicity:	American Indian/Alaska Native	3	<1%
	Asian	7	<1%
	Black or African American	43	3%
	Hispanic	25	2%
	Native Hawaiian/Pacific Islander	0	0%
	Non Resident Alien	35	2%
	White	1,367	89%
	Two or More Races	30	2%
	Not Reported	27	2%
Gender:	Female	1,012	66%
	Male	525	34%
Age (Under-graduate Only):	Traditional	1,026	71%
	Non-Traditional	409	29%
Classification:	Freshmen	258	17%
	Sophomore	269	18%
	Junior	247	16%
	Senior	306	20%
	Non-Degree	352	23%
	Post. Baccalaureate	25	2%
	Masters/Specialist	77	5%
	Doctoral	3	<1%
Transfers from:	KCTCS	35	54%
	Other Kentucky Institution	14	22%
	Out-of-State Institution	16	25%

\*Represents the number of individual students served by the Glasgow Regional Campus.

# Fall 2015 Owensboro Regional Campus Enrollment Report

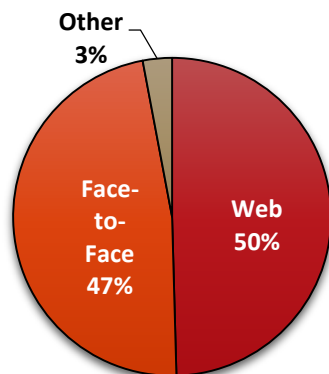


## Owensboro Course Enrollments



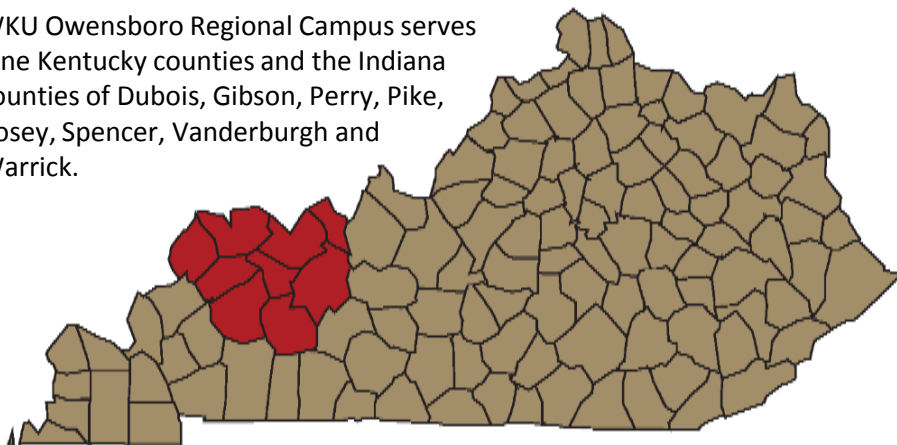
Total course enrollments reflect the count of each course in which a student is enrolled. Includes all course enrollments credited to Owensboro Regional Campus. See Regional Campus Enrollment Report Definitions for further clarification.

## Fall 2015 Course Enrollments by Type



## WKU Owensboro Regional Campus Service Region

WKU Owensboro Regional Campus serves nine Kentucky counties and the Indiana counties of Dubois, Gibson, Perry, Pike, Posey, Spencer, Vanderburgh and Warrick.



## Fall 2015 Owensboro Students (668\*)

<b>Status:</b>	Full-time	216	32%
	Part-time	452	68%
<b>Level:</b>	Undergraduate	545	82%
	Graduate	123	18%
<b>Ethnicity:</b>	American Indian/Alaska Native	2	<1%
	Asian	4	1%
	Black or African American	21	3%
	Hispanic	9	1%
	Native Hawaiian/Pacific Islander	1	<1%
	Non Resident Alien	3	<1%
	White	610	91%
	Two or More Races	7	1%
	Not Reported	11	2%
<b>Gender:</b>	Female	467	70%
	Male	201	30%
<b>Age (Under-graduate Only):</b>	Traditional	277	51%
	Non-Traditional	268	49%
<b>Classification:</b>	Freshmen	3	<1%
	Sophomore	12	2%
	Junior	100	15%
	Senior	327	49%
	Non-Degree	116	17%
	Post. Baccalaureate	15	2%
	Masters/Specialist	90	13%
	Doctoral	5	1%
<b>Transfers from:</b>	KCTCS	90	93%
	Other Kentucky Institution	5	5%
	Out-of-State Institution	2	2%

\*Represents the number of individual students served by the Owensboro Regional Campus.

# Regional Campus Enrollment Report Definitions



## How Enrollments Are Credited to Regional Campuses

Due to the close proximity of WKU's campuses, students often take courses at multiple campuses. Additionally, students take advantage of face-to-face, as well as distance learning opportunities. Therefore, students can rarely be classified as belonging to a single campus.

While not perfect, we have developed a methodology to credit the regional campuses with the students they most likely serve. The following table provides the specific courses credited to the regional campuses, along with course-taking scenarios that result in students and their enrollments being credited to the regional campuses. The methodology allows for a student to be counted at multiple regional campuses as well as the main campus. Therefore, the sum of the students will be greater than WKU's headcount enrollment.

Courses/Course-Taking Scenarios		Enrollment Credited to:
Courses	Any Face-to-Face (F2F) courses, including IVS courses, taken at a regional campus	Regional Campus at which the student took the course
	Any courses taken at Glasgow High School and the following Kentucky county high schools: Adair, Barren, Metcalfe, Monroe, Russell	Glasgow Regional Campus
Scenarios	Student taking only distance learning courses	Distance learning enrollment credited to regional campus that serves the county in which the student's local zip code resides
	Student taking F2F course(s) at <u>one</u> regional campus plus distance learning courses (even if also taking courses at the Bowling Green campuses)	Distance learning enrollment credited to regional campus at which the F2F course(s) were taken
	Student taking F2F course(s) at <u>two or more</u> regional campuses plus distance learning courses (even if also taking courses at the Bowling Green campuses)	Distance learning enrollment credited to regional campus that serves the county in which the student's local zip code resides

## Regional Campus Service Counties

### Elizabethtown | Ft. Knox

#### Kentucky:

Anderson  
Boyle  
Breckinridge  
Bullitt  
Grayson  
Green  
Hardin  
Jefferson  
Larue  
Marion  
Meade  
Mercer  
Nelson  
Spencer  
Taylor  
Washington

### Glasgow

#### Kentucky:

Adair  
Allen  
Barren  
Casey  
Clinton  
Cumberland  
Hart  
Lincoln  
Metcalf  
Monroe  
Pulaski  
Russell  
Wayne

#### Tennessee:

Sumner

### Owensboro

#### Kentucky:

Daviess  
Hancock  
Henderson  
Hopkins  
McLean  
Muhlenberg  
Ohio  
Union  
Webster

#### Indiana:

Dubois  
Gibson  
Perry  
Pike  
Posey  
Spencer  
Vanderburgh  
Warrick