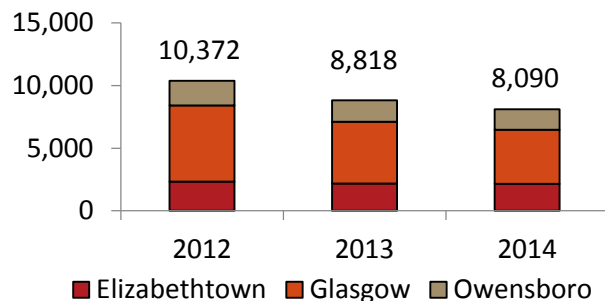


Fall 2014 Regional Campus Enrollment Report

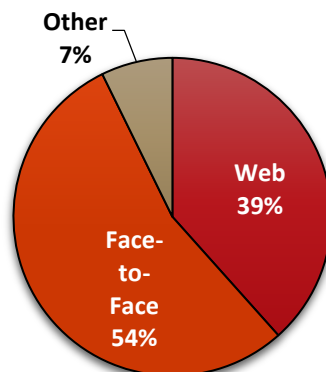


Total Regional Campus Fall Course Enrollments



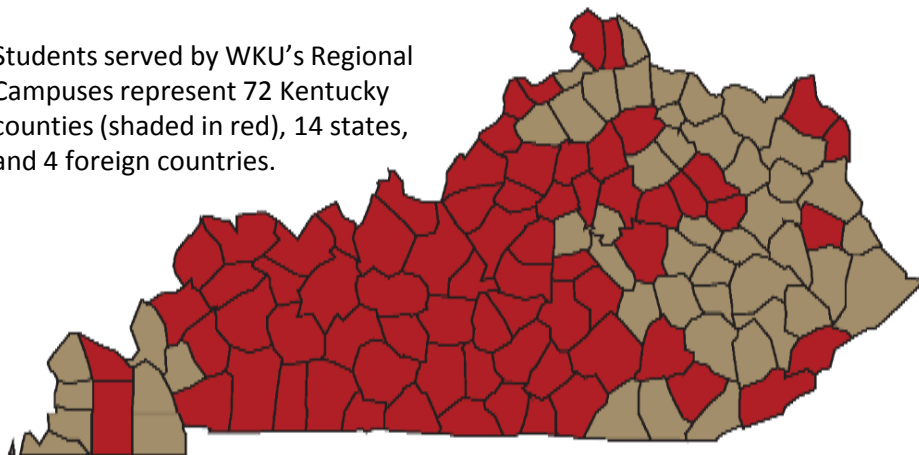
Total course enrollments reflect the count of each course in which a student is enrolled. Includes all course enrollments credited to any regional campus. See Regional Campus Enrollment Report Definitions for further clarification.

Fall 2014 Course Enrollments by Type



KY Counties Represented at Regional Campuses

Students served by WKU's Regional Campuses represent 72 Kentucky counties (shaded in red), 14 states, and 4 foreign countries.



Regional Campus Students (3,198*)

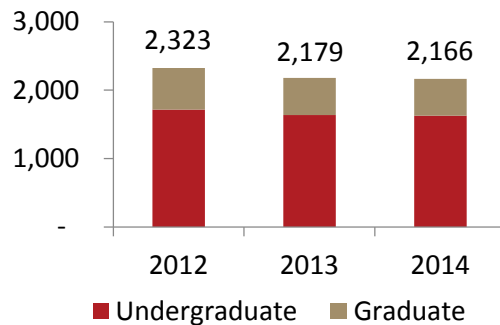
Status:	Full-time	1,254	39%
	Part-time	1,944	61%
Level:	Undergraduate	2,661	83%
	Graduate	537	17%
Ethnicity:	American Indian/Alaska Native	8	<1%
	Asian	18	1%
	Black or African American	163	5%
	Hispanic	61	2%
	Native Hawaiian/Pacific Islander	2	<1%
	Non Resident Alien	32	1%
	White	2,807	88%
	Two or More Races	46	1%
	Not Reported	61	2%
Gender:	Female	2,188	68%
	Male	1,010	32%
Age (Under-graduate Only):	Traditional	1,556	58%
	Non-Traditional	1,105	42%
Classification:	Freshmen	298	9%
	Sophomore	347	11%
	Junior	549	17%
	Senior	939	29%
	Non-Degree	591	18%
	Post. Baccalaureate	61	2%
	Masters/Specialist	405	13%
	Doctoral	8	<1%
Transfers from:	KCTCS	273	84%
	Other Kentucky Institution	24	7%
	Out-of-State Institution	29	9%

*Represents the number of individual students served by the Regional Campuses.

Fall 2014 Elizabethtown|Ft. Knox Regional Campus Enrollment Report

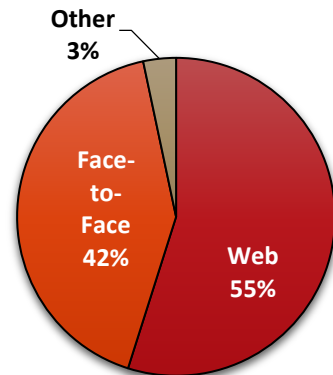


Elizabethtown|Ft. Knox Course Enrollments



Total course enrollments reflect the count of each course in which a student is enrolled. Includes all course enrollments credited to Elizabethtown|Ft. Knox Regional Campus. See Regional Campus Enrollment Report Definitions for further clarification.

Fall 2014 Course Enrollments by Type



Fall 2014 Elizabethtown Students (890*)

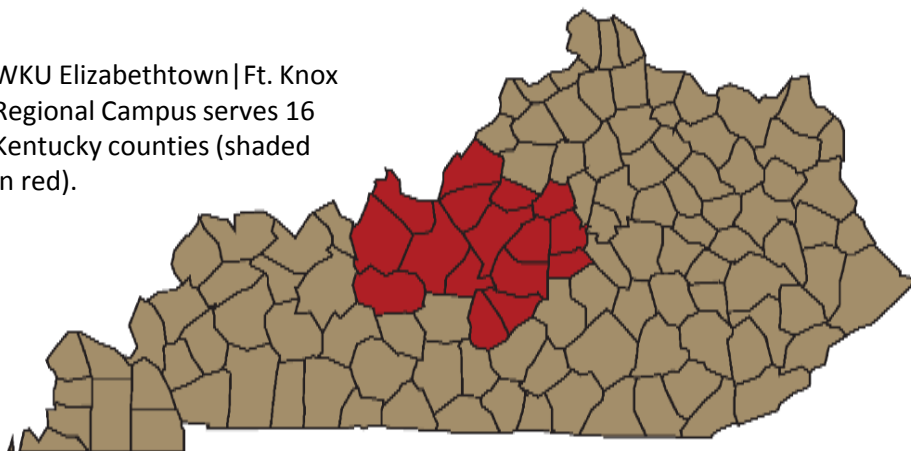
Status:	Full-time	255	29%
	Part-time	635	71%
Level:	Undergraduate	599	67%
	Graduate	291	33%
Ethnicity:	American Indian/Alaska Native	4	<1%
	Asian	10	1%
	Black or African American	95	11%
	Hispanic	26	3%
	Native Hawaiian/Pacific Islander	1	<1%
	Non Resident Alien	4	<1%
	White	711	80%
	Two or More Races	21	2%
	Not Reported	18	2%
Gender:	Female	606	68%
	Male	284	32%
Age (Under-graduate Only):	Traditional	234	39%
	Non-Traditional	365	61%
Classification:	Freshmen	12	1%
	Sophomore	41	5%
	Junior	122	14%
	Senior	346	39%
	Non-Degree	134	15%
	Post. Baccalaureate	20	2%
	Masters/Specialist	215	24%
	Doctoral	0	0%
Transfers from:	KCTCS	114	90%
	Other Kentucky Institution	4	3%
	Out-of-State Institution	9	7%

*Represents the number of individual students served by Elizabethtown|Ft. Knox Regional Campus.

Report prepared by the WKU Office of Institutional Research Nov 3, 2014.

WKU Elizabethtown Regional Campus Service Region

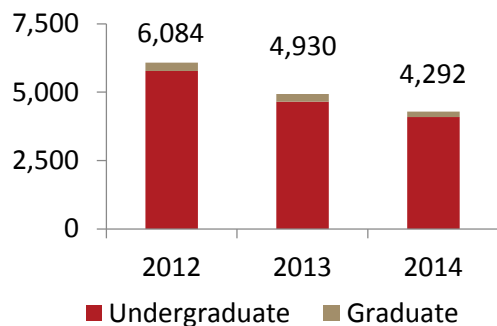
WKU Elizabethtown|Ft. Knox Regional Campus serves 16 Kentucky counties (shaded in red).



Fall 2014 Glasgow Regional Campus Enrollment Report

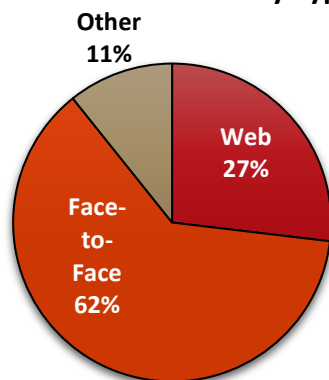


Glasgow Course Enrollments



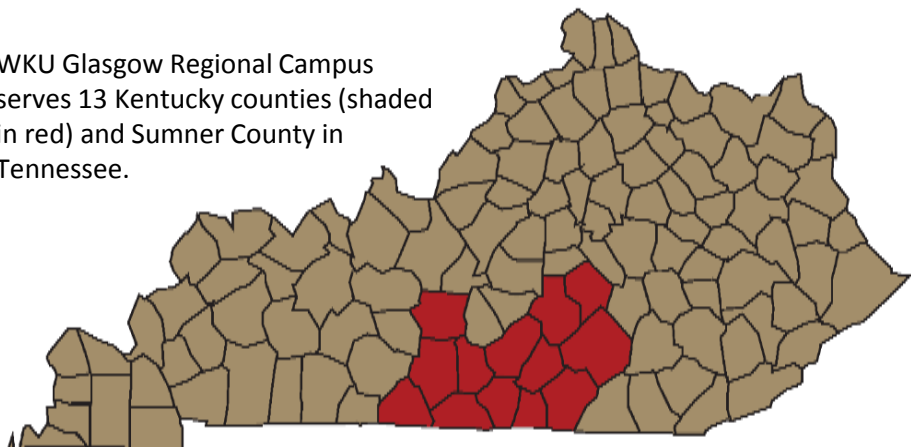
Total course enrollments reflect the count of each course in which a student is enrolled. Includes all course enrollments credited to Glasgow Regional Campus. See Regional Campus Enrollment Report Definitions for further clarification.

Fall 2014 Course Enrollments by Type



WKU Glasgow Regional Campus Service Region

WKU Glasgow Regional Campus serves 13 Kentucky counties (shaded in red) and Sumner County in Tennessee.



Fall 2014 Glasgow Students (1,671*)

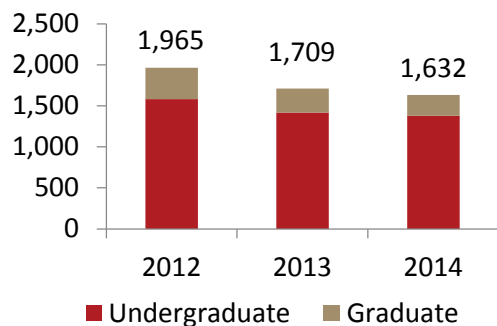
Status:	Full-time	787	47%
	Part-time	884	53%
Level:	Undergraduate	1,561	93%
	Graduate	110	7%
Ethnicity:	American Indian/Alaska Native	2	<1%
	Asian	6	<1%
	Black or African American	47	3%
	Hispanic	28	2%
	Native Hawaiian/Pacific Islander	0	0%
	Non Resident Alien	24	1%
	White	1,513	91%
	Two or More Races	18	1%
	Not Reported	33	2%
Gender:	Female	1,149	69%
	Male	522	31%
Age (Under-graduate Only):	Traditional	1,104	71%
	Non-Traditional	457	29%
Classification:	Freshmen	280	17%
	Sophomore	289	17%
	Junior	280	17%
	Senior	318	19%
	Non-Degree	389	23%
	Post. Baccalaureate	28	2%
	Masters/Specialist	84	5%
	Doctoral	3	<1%
Transfers from:	KCTCS	27	48%
	Other Kentucky Institution	14	25%
	Out-of-State Institution	15	27%

*Represents the number of individual students served by the Glasgow Regional Campus.

Fall 2014 Owensboro Regional Campus Enrollment Report

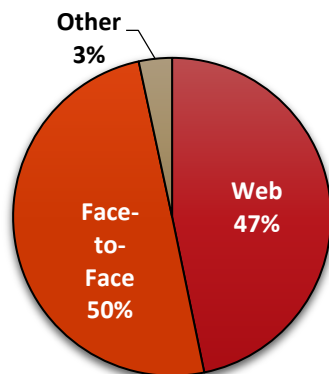


Owensboro Course Enrollments



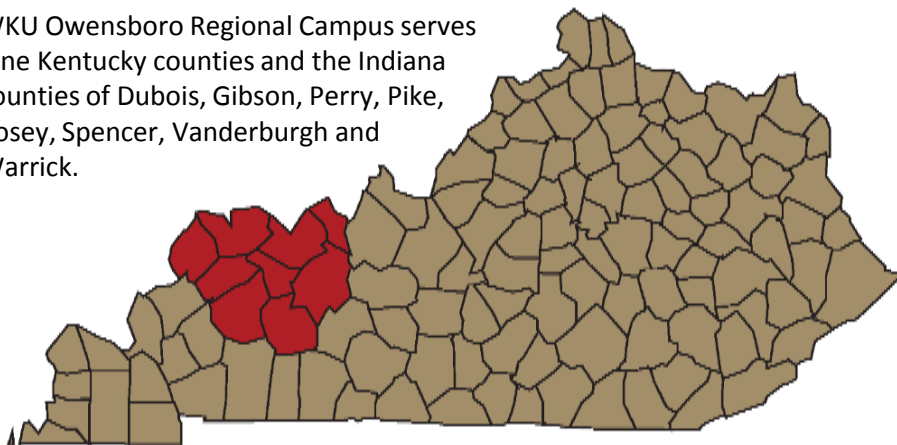
Total course enrollments reflect the count of each course in which a student is enrolled. Includes all course enrollments credited to Owensboro Regional Campus. See Regional Campus Enrollment Report Definitions for further clarification.

Fall 2014 Course Enrollments by Type



WKU Owensboro Regional Campus Service Region

WKU Owensboro Regional Campus serves nine Kentucky counties and the Indiana counties of Dubois, Gibson, Perry, Pike, Posey, Spencer, Vanderburgh and Warrick.



Fall 2014 Owensboro Students (654*)

Status:	Full-time	226	35%
	Part-time	428	65%
Level:	Undergraduate	518	79%
	Graduate	136	21%
Ethnicity:	American Indian/Alaska Native	2	<1%
	Asian	2	<1%
	Black or African American	23	4%
	Hispanic	7	1%
	Native Hawaiian/Pacific Islander	1	<1%
	Non Resident Alien	4	1%
	White	597	91%
	Two or More Races	8	1%
	Not Reported	10	2%
Gender:	Female	444	68%
	Male	210	32%
Age (Under-graduate Only):	Traditional	223	43%
	Non-Traditional	295	57%
Classification:	Freshmen	6	1%
	Sophomore	17	3%
	Junior	151	23%
	Senior	286	44%
	Non-Degree	68	10%
	Post. Baccalaureate	15	2%
	Masters/Specialist	106	16%
	Doctoral	5	1%
Transfers from:	KCTCS	135	93%
	Other Kentucky Institution	6	4%
	Out-of-State Institution	5	3%

*Represents the number of individual students served by the Owensboro Regional Campus.

Regional Campus Enrollment Report Definitions



How Enrollments Are Credited to Regional Campuses

Due to the close proximity of WKU's campuses, students often take courses at multiple campuses. Additionally, students take advantage of face-to-face, as well as distance learning opportunities. Therefore, students can rarely be classified as belonging to a single campus.

While not perfect, we have developed a methodology to credit the regional campuses with the students they most likely serve. The following table provides the specific courses credited to the regional campuses, along with course-taking scenarios that result in students and their enrollments being credited to the regional campuses. The methodology allows for a student to be counted at multiple regional campuses as well as the main campus. Therefore, the sum of the students will be greater than WKU's headcount enrollment.

Courses/Course-Taking Scenarios		Enrollment Credited to:
Courses	Any Face-to-Face (F2F) courses, including IVS courses, taken at a regional campus	Regional Campus at which the student took the course
	Any courses taken at Glasgow High School and the following Kentucky county high schools: Adair, Barren, Metcalfe, Monroe, Russell	Glasgow Regional Campus
Scenarios	Student taking only distance learning courses	Distance learning enrollment credited to regional campus that serves the county in which the student's local zip code resides
	Student taking F2F course(s) at <u>one</u> regional campus plus distance learning courses (even if also taking courses at the Bowling Green campuses)	Distance learning enrollment credited to regional campus at which the F2F course(s) were taken
	Student taking F2F course(s) at <u>two or more</u> regional campuses plus distance learning courses (even if also taking courses at the Bowling Green campuses)	Distance learning enrollment credited to regional campus that serves the county in which the student's local zip code resides

Regional Campus Service Counties

Elizabethtown | Ft. Knox

Kentucky:

Anderson
Boyle
Breckinridge
Bullitt
Grayson
Green
Hardin
Jefferson
Larue
Marion
Meade
Mercer
Nelson
Spencer
Taylor
Washington

Glasgow

Kentucky:

Adair
Allen
Barren
Casey
Clinton
Cumberland
Hart
Lincoln
Metcalfe
Monroe
Pulaski
Russell
Wayne

Tennessee:

Sumner

Owensboro

Kentucky:

Daviess
Hancock
Henderson
Hopkins
McLean
Muhlenberg
Ohio
Union
Webster

Indiana:

Dubois
Gibson
Perry
Pike
Posey
Spencer
Vanderburgh
Warrick