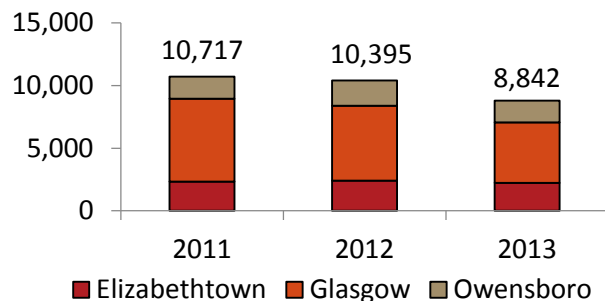


# Fall 2013 Regional Campus Enrollment Report

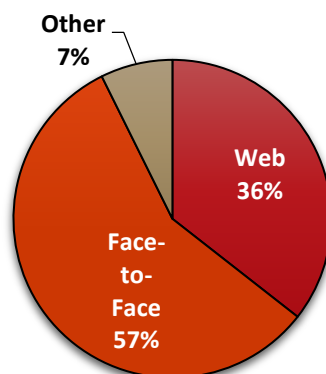


## Total Regional Campus Fall Course Enrollments



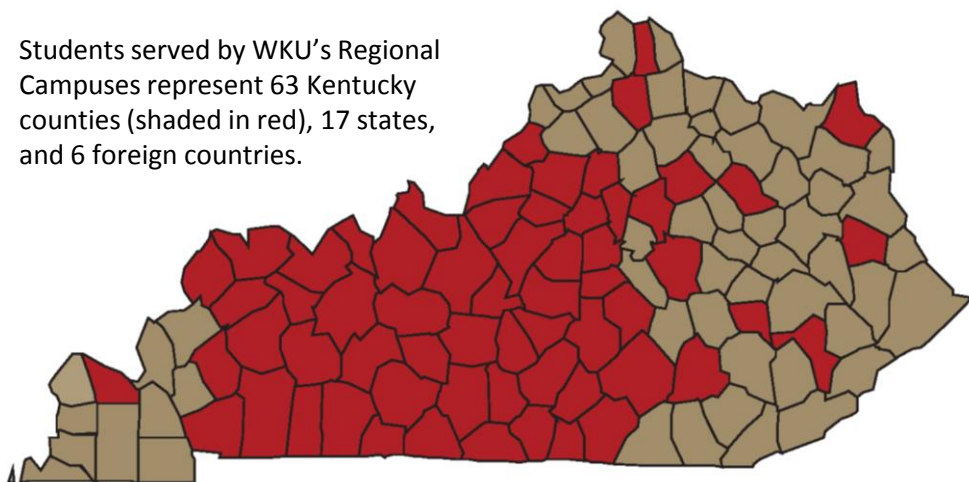
Total course enrollments reflect the count of each course in which a student is enrolled. Includes all courses enrollments credited to any regional campus. See Regional Campus Enrollment Report Definitions for further clarification.

Fall 2013  
Course Enrollments by Type



## KY Counties Represented at Regional Campuses

Students served by WKU's Regional Campuses represent 63 Kentucky counties (shaded in red), 17 states, and 6 foreign countries.



## Regional Campus Students (3,422\*)

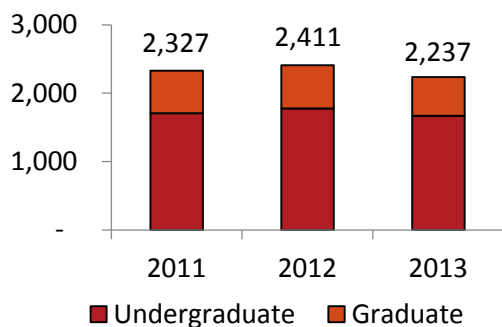
<b>Status:</b>	Full-time	1,326	39%
	Part-time	2,096	61%
<b>Level:</b>	Undergraduate	2,839	83%
	Graduate	583	17%
<b>Ethnicity:</b>	American Indian/Alaska Native	12	<1%
	Asian	20	<1%
	Black or African American	178	5%
	Hispanic	67	2%
	Native Hawaiian/Pacific Islander	3	<1%
	Non Resident Alien	8	<1%
	White	3,030	89%
	Two or More Races	41	1%
	Not Reported	63	2%
<b>Gender:</b>	Female	2,335	68%
	Male	1,087	32%
<b>Age (Under-graduate Only):</b>	Traditional	1,602	56%
	Non-Traditional	1,237	44%
<b>Classification:</b>	Freshmen	346	10%
	Sophomore	371	11%
	Junior	545	16%
	Senior	1,022	30%
	Non-Degree	589	17%
	Post. Baccalaureate	73	2%
	Masters/Specialist	471	14%
	Doctoral	5	<1%
<b>Transfers from:</b>	KCTCS	241	76%
	Other Kentucky Institution	34	11%
	Out-of-State Institution	44	13%

\*Represents the number of individual students served by the Regional Campuses.

# Fall 2013 Elizabethtown|Ft. Knox Regional Campus Enrollment Report

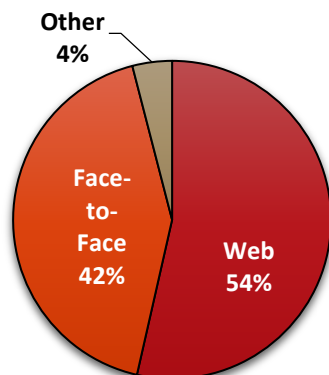


## Elizabethtown|Ft. Knox Course Enrollments



Total course enrollments reflect the count of each course in which a student is enrolled. Includes all courses enrollments credited to Elizabethtown|Ft. Knox Regional Campus. See Regional Campus Enrollment Report Definitions for further clarification.

Fall 2013  
Course Enrollments by Type



## Fall 2013 Elizabethtown Students (929\*)

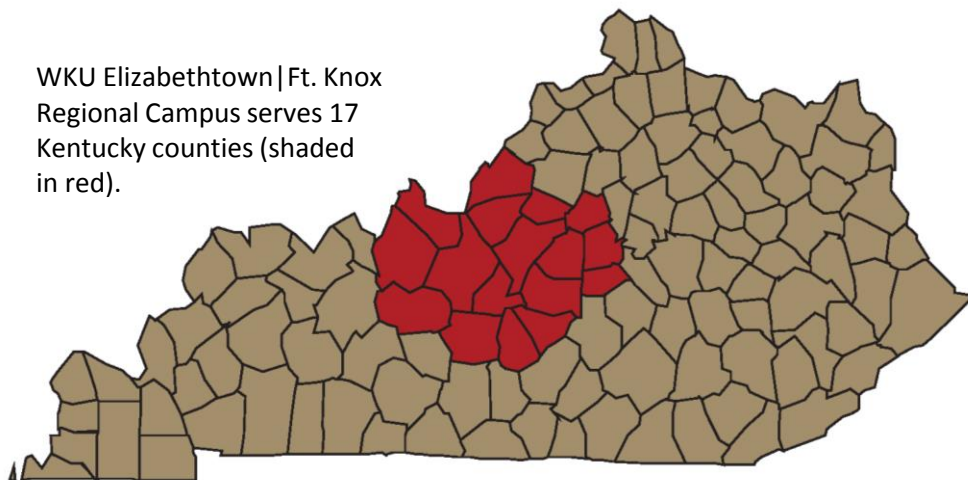
<b>Status:</b>	Full-time	261	28%
	Part-time	668	72%
<b>Level:</b>	Undergraduate	650	70%
	Graduate	279	30%
<b>Ethnicity:</b>	American Indian/Alaska Native	4	<1%
	Asian	11	1%
	Black or African American	91	10%
	Hispanic	28	3%
	Native Hawaiian/Pacific Islander	2	<1%
	Non Resident Alien	1	<1%
	White	759	82%
	Two or More Races	12	1%
	Not Reported	21	2%
<b>Gender:</b>	Female	653	70%
	Male	276	30%
<b>Age (Under-graduate Only):</b>	Traditional	253	39%
	Non-Traditional	397	61%
<b>Classification:</b>	Freshmen	15	2%
	Sophomore	40	4%
	Junior	148	16%
	Senior	374	40%
	Non-Degree	92	10%
	Post. Baccalaureate	26	3%
	Masters/Specialist	233	25%
	Doctoral	1	<1%
<b>Transfers from:</b>	KCTCS	111	84%
	Other Kentucky Institution	8	6%
	Out-of-State Institution	14	11%

\*Represents the number of individual students served by Elizabethtown|Ft. Knox Regional Campus.

Report prepared by the WKU Office of Institutional Research April 2, 2014.

## WKU Elizabethtown Regional Campus Service Region

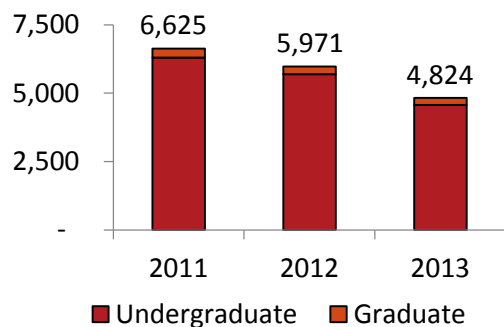
WKU Elizabethtown|Ft. Knox Regional Campus serves 17 Kentucky counties (shaded in red).



# Fall 2013 Glasgow Regional Campus Enrollment Report

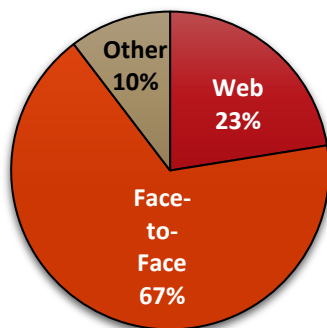


## Glasgow Course Enrollments



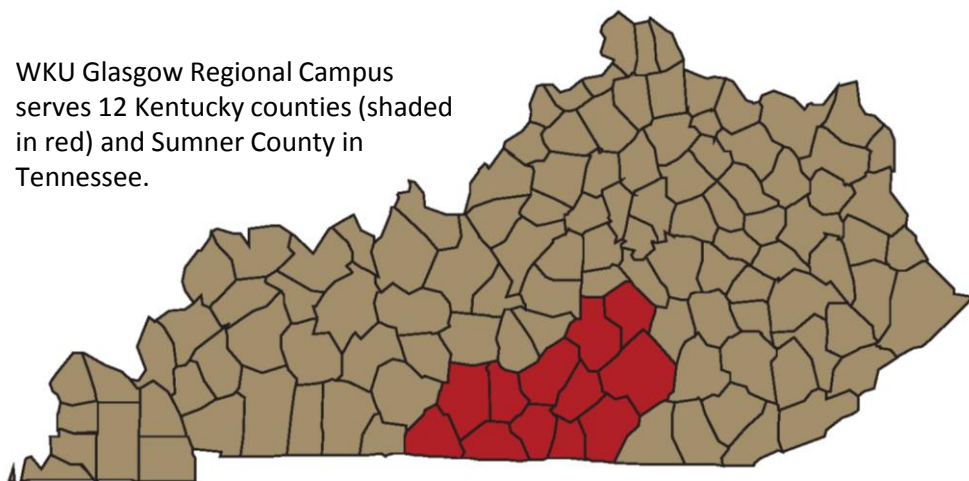
Total course enrollments reflect the count of each course in which a student is enrolled. Includes all courses enrollments credited to Glasgow Regional Campus. See Regional Campus Enrollment Report Definitions for further clarification.

Fall 2013  
Course Enrollments by Type



## WKU Glasgow Regional Campus Service Region

WKU Glasgow Regional Campus serves 12 Kentucky counties (shaded in red) and Sumner County in Tennessee.



## Fall 2013 Glasgow Students (1,782\*)

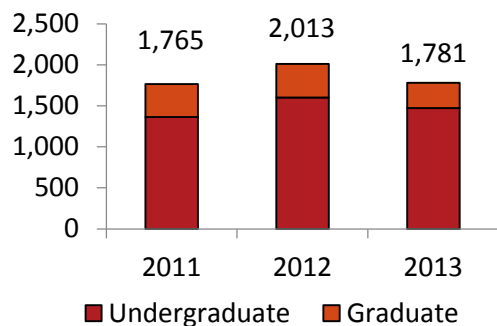
<b>Status:</b>	Full-time	844	47%
	Part-time	938	53%
<b>Level:</b>	Undergraduate	1,644	92%
	Graduate	138	8%
<b>Ethnicity:</b>	American Indian/Alaska Native	5	<1%
	Asian	5	<1%
	Black or African American	55	3%
	Hispanic	28	2%
	Native Hawaiian/Pacific Islander	1	<1%
	Non Resident Alien	6	<1%
	White	1,626	91%
	Two or More Races	23	1%
	Not Reported	33	2%
<b>Gender:</b>	Female	1,225	69%
	Male	557	31%
<b>Age (Under-graduate Only):</b>	Traditional	1,130	69%
	Non-Traditional	514	31%
<b>Classification:</b>	Freshmen	320	18%
	Sophomore	314	18%
	Junior	273	15%
	Senior	322	18%
	Non-Degree	416	23%
	Post. Baccalaureate	27	2%
	Masters/Specialist	107	6%
	Doctoral	3	<1%
<b>Transfers from:</b>	KCTCS	26	45%
	Other Kentucky Institution	12	21%
	Out-of-State Institution	20	34%

\*Represents the number of individual students served by the Glasgow Regional Campus.

# Fall 2013 Owensboro Regional Campus Enrollment Report

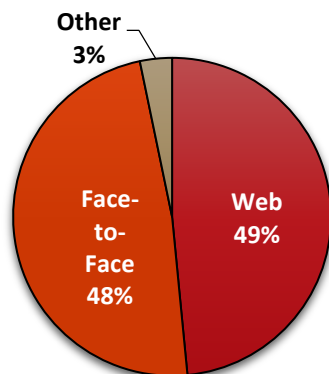


## Owensboro Course Enrollments



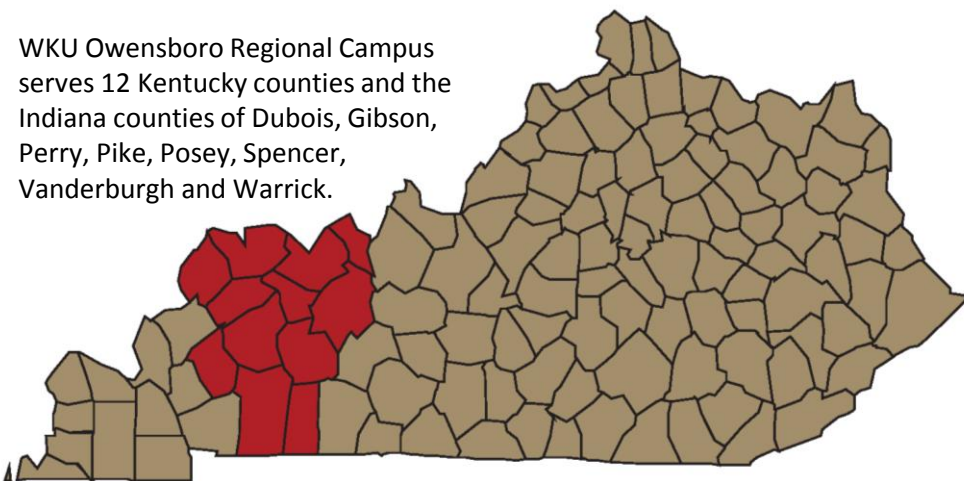
Total course enrollments reflect the count of each course in which a student is enrolled. Includes all courses enrollments credited to Owensboro Regional Campus. See Regional Campus Enrollment Report Definitions for further clarification.

Fall 2013 Course Enrollments by Type



## WKU Owensboro Regional Campus Service Region

WKU Owensboro Regional Campus serves 12 Kentucky counties and the Indiana counties of Dubois, Gibson, Perry, Pike, Posey, Spencer, Vanderburgh and Warrick.



## Fall 2013 Owensboro Students (711\*)

<b>Status:</b>	Full-time	221	31%
	Part-time	490	69%
<b>Level:</b>	Undergraduate	545	77%
	Graduate	166	23%
<b>Ethnicity:</b>	American Indian/Alaska Native	3	<1%
	Asian	4	1%
	Black or African American	32	5%
	Hispanic	11	2%
	Native Hawaiian/Pacific Islander	0	0%
	Non Resident Alien	1	<1%
	White	645	91%
	Two or More Races	6	1%
	Not Reported	9	1%
<b>Gender:</b>	Female	457	64%
	Male	254	36%
<b>Age (Under-graduate Only):</b>	Traditional	219	40%
	Non-Traditional	326	60%
<b>Classification:</b>	Freshmen	11	2%
	Sophomore	17	2%
	Junior	124	17%
	Senior	326	46%
	Non-Degree	81	11%
	Post. Baccalaureate	20	3%
	Masters/Specialist	131	18%
	Doctoral	1	<1%
<b>Transfers from:</b>	KCTCS	104	81%
	Other Kentucky Institution	14	11%
	Out-of-State Institution	10	8%

\*Represents the number of individual students served by the Owensboro Regional Campus.

# Regional Campus Enrollment Report Definitions



## How Enrollments Are Credited to Regional Campuses

Due to the close proximity of WKU's campuses, students often take courses at multiple campuses. Additionally, students take advantage of face-to-face, as well as distance learning opportunities. Therefore, students can rarely be classified as belonging to a single campus.

While not perfect, we have developed a methodology to credit the regional campuses with the students they most likely serve. The following table provides the specific courses credited to the regional campuses, along with course-taking scenarios that result in students and their enrollments being credited to the regional campuses. The methodology allows for a student to be counted at multiple regional campuses as well as the main campus. Therefore, the sum of the students will be greater than WKU's headcount enrollment.

Courses/Course-Taking Scenarios		Enrollment Credited to:
Courses	Any Face-to-Face (F2F) courses, including IVS courses, taken at a regional campus	Regional Campus at which the student took the course
	Any courses taken at Glasgow High School and the following Kentucky county high schools: Adair, Barren, Metcalfe, Monroe, Russell	Glasgow Regional Campus
Scenarios	Student taking only distance learning courses	Distance learning enrollment credited to regional campus that serves the county in which the student's local zip code resides
	Student taking F2F course(s) at <u>one</u> regional campus plus distance learning courses (even if also taking courses at the Bowling Green campuses)	Distance learning enrollment credited to regional campus at which the F2F course(s) were taken
	Student taking F2F course(s) at <u>two or more</u> regional campuses plus distance learning courses (even if also taking courses at the Bowling Green campuses)	Distance learning enrollment credited to regional campus that serves the county in which the student's local zip code resides

## Regional Campus Service Counties

### Elizabethtown | Ft. Knox

#### Kentucky:

Anderson  
Boyle  
Breckinridge  
Bullitt  
Grayson  
Green  
Hardin  
Hart  
Jefferson  
Larue  
Marion  
Meade  
Mercer  
Nelson  
Spencer  
Taylor  
Washington

### Glasgow

#### Kentucky:

Adair  
Allen  
Barren  
Casey  
Clinton  
Cumberland  
Lincoln  
Metcalfe  
Monroe  
Pulaski  
Russell  
Wayne

#### Tennessee:

Sumner

### Owensboro

#### Kentucky:

Caldwell  
Christian  
Davies  
Hancock  
Henderson  
Hopkins  
McLean  
Muhlenberg  
Ohio  
Todd  
Union  
Webster

#### Indiana:

Dubois  
Gibson  
Perry  
Pike  
Posey  
Spencer  
Vanderburgh  
Warrick