



All intramural participants will be required to create an account on **IMLeagues.com**.

**\*\*\*IMLeagues now has a mobile app (called IMLeagues) that can be downloaded for free from the App Store and Google Play Store! It can be used to signup and create/join teams!!!!!!**

To create an **IMLeagues** account: **\*\*Note\*\*** IMLeagues offers a **live support button** in the bottom right corner of all pages, please use this button if you encounter any difficulties.


- i. Go to [www.imleagues.com/WKU/Registration](http://www.imleagues.com/WKU/Registration)

**OR**

Go to [www.imleagues.com](http://www.imleagues.com) and click **SIGN UP**

**OR**

Go to [www.imleagues.com](http://www.imleagues.com) and click “Log in with Facebook” if you have a facebook account with your school email attached - this will automatically create an account, fill in your info, and join you to the school (steps 2-4)

Select School/Organization

Email

Password

☐ Remember Me?

Forgot your password?

Login

Login With Facebook

New to IMLeagues?

Create Account



- ii. Enter your information, **and use your School email if applicable (@wku.edu)** and submit.
- iii. You will be sent an activation email, **click the link in the email to login and activate your IMLeagues account.**
- iv. You should be automatically joined to your school – If not you can search schools by clicking the “Schools” link

How to sign up for an intramural sport:

- i. Log in to your **IMLeagues.com** account.

- ii. Click the **“Get Involved” button** at the top right of your User Homepage page  
OR  
Click on the **“Western Kentucky University”** link at the top to go to your school’s homepage on IMLeagues.
- iii. The current sports will be displayed, click on the sport you wish to join.

## Spring 2016

	<b>Co-Rec Basketball</b>	Registration	Season
Co-Rec	Closed	<b>Feb 29 8:00AM - Mar 11 8:00AM</b> Join Teams Until:04/18/16 11:59 PM	<b>Mar 21 - Apr 18</b>
	<b>Sand Volleyball</b>	Registration	Season
Sand Volleyball	Closed	<b>Mar 14 8:00AM - Mar 25 8:00AM</b> Join Teams Until:04/14/16 11:30 PM	<b>Mar 28 - Apr 14</b>

-Choose the league you wish to play in (Men’s, Women’s, Co-Rec, etc.)

- iv. Choose the division you’d like to play in (Monday 5PM, Tuesday 5PM, etc.)
- v. You can join the sport one of three ways:
  - i. **Create a team (For team captains) (When naming teams, please use the Gamertag, PSID, Steam ID, etc. to name your team). This will allow for easier matchmaking during play.**
    - i. Captains can invite members to their team by clicking “Team Options” and then “Invite Members” link on the team page. Any invited members must accept the invitation to be joined to your team.
      - i. If they’ve already registered on IMLeagues: search for their name, and invite them
      - ii. If they haven’t yet registered on IMLeagues: scroll down to the “Invite by Email Address” box, and input their email address.
  - ii. **Join a team**
    - i. Find existing teams on the league page and click the “join team” button to send a request to join a team
    - ii. Accepting a request from the captain to join a team
    - iii. Finding the team and captain name on division/league page and requesting to join
    - iv. Going to the captain’s playercard page, viewing the team, and requesting to join
  - iii. **Join as a Free Agent (if applicable)**
    - i. You can list yourself as a free agent in as many divisions within a league as you’d like. You will be visible to all members of the site and can request to join teams, or post information about yourself so teams can request to add you to their team.