

First Time Guest

When setting up an account, follow this [link](#) and you will see the following page. You will need to sign up as a **guest** using the *Become a Guest* button.

The screenshot shows the WKU Intramural Recreational Sports website. At the top is a red navigation bar with the WKU logo and links for About WKU, Academics, Admissions & Aid, Athletics, and Student Life. Below this is a dark grey header for 'Intramural Recreational Sports' with a sub-header containing links for Home, Facilities, Health & Fitness, Programs, Health Education, and WellU®. A 'Login' button is visible. The main content area is divided into two sections: 'Already an existing member' and 'Not a guest yet?'. The 'Already an existing member' section contains fields for Username and Password, a 'Forgot your username/password?' link, a 'Do not have a login?' link, a 'Login' button, and social media sign-in options for Facebook and Yahoo. The 'Not a guest yet?' section features a large blue button with a play icon and the text 'Become a Guest', with a link for 'Guest Privileges' below it. The footer is dark grey and contains the WKU logo, address (Western Kentucky University, 1906 College Heights Blvd., Bowling Green, KY 42101), and various links including Transparency & Accountability, Accessibility, Title IX, Employment, Statement of Non-Discrimination, Contact Us, Site Index, Privacy Statement, and a 'Last Modified 10/13/17' date.

WKU

About WKU Academics Admissions & Aid Athletics Student Life

WKU / Intramural Recreational Sports

Intramural Recreational Sports

Home Facilities Health & Fitness Programs Health Education WellU®

Login

Already an existing member

Username

Password

Forgot your username/password?

Do not have a login?

Login

OR

Sign in with

Facebook Yahoo

Not a guest yet?

Become a Guest

Guest Privileges

WKU Western Kentucky University
1906 College Heights Blvd.
Bowling Green, KY 42101

Transparency & Accountability Accessibility Title IX


Employment Statement of Non-Discrimination

Contact Us Site Index

Privacy Statement


Last Modified 10/13/17

Once you click the guest button, you will see this screen. Fill out the information then click next.


[About WKU](#)
[Academics](#)
[Admissions & Aid](#)
[Athletics](#)
[Student Life](#)

Intramural Recreational Sports

[Home](#)
[Facilities](#)
[Health & Fitness](#)
[Programs](#)
[Health Education](#)
[WellU®](#)



[Login](#)

Become a Guest


Please enter following information so we can better assist you:

First Name:
 Last Name:
 Email:
 Zip Code:

[Why do we ask for this information?](#)
[Privacy Policy](#)




Western Kentucky University
 1906 College Heights Blvd.
 Bowling Green, KY 42101



You will see a screen asking you to fill out more information.

Intramural Recreational Sports

[Home](#)
[Facilities](#)
[Health & Fitness](#)
[Programs](#)
[Health Education](#)
[WellU®](#)


[Login](#)


Enter Account Information

Step 1 of 2

Your membership

Fee:	\$0.00
Tax:	\$0.00
Total:	\$0.00

Your primary club


WKU Raymond B. Preston Health & Activities Center

1906 College Heights Blvd #11097 Bowling Green, KY 42101-1097
 preston.center@wku.edu
 (270) 745-6060

Who's the head of the account?

* Required Field

Relationship:	Guest	Home Address	(Primary Address)
Salutation:	<input type="text"/>	Address:	<input type="text"/>
First Name *	<input type="text"/>		<input type="text"/>
Last Name *	<input type="text"/>		<input type="text"/>
Middle Initial:	<input type="text"/>	City/State/Province:	Beverly Hills CA, 90210
Date of Birth:	<input type="text"/>	Zip Code:	90210
(mm/dd/yyyy)			
Gender:	Male	Home	<input type="text"/>

Marital Status:	Undisclosed	Business	
Emergency Contact		Mobile	
Emergency Phone:		Other	
Email 1	email123@email.com		

[Add a Sub-Guest](#)

Online Credential Options

[+ Create Your Username and Password](#) What is this?

OR

[+ Link Your Social Account](#) What is this?

[Next](#)

The *Head of the account* section is about you the parent/guardian. You then need to click *Add a Sub-Guest* and fill out information for each child that will be attending. The screen for each child will look like this:

[About WKU](#)
[Academics](#)
[Admissions & Aid](#)
[Athletics](#)
[Student Life](#)


Who is the First member on the account? *Required Field

<p>Relationship: * Select</p> <p>Salutation: </p> <p>First Name: * </p> <p>Last Name: * </p> <p>Middle Initial: </p> <p>Date of Birth: <small>(mm/dd/yyyy)</small></p> <p>Gender: Male</p> <p>Marital Status: Undisclosed</p> <p>Emergency Contact: </p> <p>Emergency Phone: </p> <p>Email 1 email123@email.com</p>	<p>Home Address: <input checked="" type="checkbox"/> Same as main member</p> <p>(Primary Address) </p> <p></p> <p>City/State/Province: Beverly Hills CA, 90210</p> <p>Zip Code: 90210</p> <p>Home </p> <p>Business </p> <p>Mobile </p> <p>Other </p>
---------------------------------------------------------------------------------------------------------------------------------------------------------------------------------------------------------------------------------------------------------------------------------------------------------------------------------------------------------------------------------------------------------------------------------------------------------------------------------------------------------------------------------------------------------------------------------------------------------------------------------------------------------------------------------------------------------------------------------------------------------------------------------------------------------------------------------------------------------------------------------------------------------------------------------------------------------------------------------------------------------------------------------------------------------------------------------------------------------------------------------------------------------	--------------------------------------------------------------------------------------------------------------------------------------------------------------------------------------------------------------------------------------------------------------------------------------------------------------------------------------------------------------------------------------------------------------------------------------------------------------------------------------------------------------------------------------------------------------------------------------------------------------------------------------------------------------------------------------------------------------------------------------------------------------------------------------

[Cancel](#) [Add](#)

<p>Relationship: Guest</p> <p>Salutation: </p> <p>First Name: * Big</p> <p>Last Name: * Red</p> <p>Middle Initial: </p>	<p>Home Address (Primary Address)</p> <p>Address: </p> <p></p> <p>City/State/Province: Beverly Hills CA, 90210</p>
---------------------------------------------------------------------------------------------------------------------------------------------------------------------------------------------------------------------------------------------------------------------------------------------------------------------------------------------------------------------------------------------------------------------------------------------------------------------------------------------------------------------------	-------------------------------------------------------------------------------------------------------------------------------------------------------------------------------------------------------------------------------------------------------------------------------------------------------------------------------------------------------------------------------------

Fill out all of the information that you have (even what is not required) on each child. Once all children that will be attending camp are added, click the + icon and create your username and password.


[About WKU](#)
[Academics](#)
[Admissions & Aid](#)
[Athletics](#)
[Student Life](#)

Gender: More: Home: 123-456-7890

Marital Status: Undisclosed Business
Emergency Contact: Mobile:
Emergency Phone: Other:
Email 1: * email123@email.com

Add a Sub-Guest

Related accounts

Child	Child One	Male	Action <input type="button" value="v"/>
Child	Child Two	Female	Action <input type="button" value="v"/>

Online Credential Options


+ Create Your Username and Password [What is this?](#)

OR


+ Link Your Social Account [What is this?](#)

Next

Confirm the information being shown and then click next. On the following screen, click *Proceed to Home*.


[About WKU](#)
[Academics](#)
[Admissions & Aid](#)
[Athletics](#)
[Student Life](#)

Home
Facilities
Health & Fitness
Programs
Health Education
WellIU®


Login

Payment Summary
Step 2 of 2


Your account information

Big Red
Beverly Hills CA,90210 (123) 486-7530 Ext. 9
email123@email.com

[Related accounts](#)
Child One (Child) Account #g7203
Child Two (Child) Account #g7204

[Emergency Contact](#)

Your primary club


WKU Raymond B. Preston Health & Activities Center
1906 College Heights Blvd #11097 Bowling Green, KY 42101-1097
preston.center@wku.edu
Phone #(270) 745-6060

What you will need to pay today:

Fee:	\$0.00
Tax:	\$0.00
Total Amount Due Now:	\$0.00

Cancel Back Next

Once your account is successfully registered, you are finished until camp opens for enrollment.