


Summary Institution-Level Pass Rate Data: *Traditional Teacher Preparation Program Within IHE*


		HEOA - Title II 2015 - 2016 Academic Year				
Institution Name		WESTERN KENTUCKY UNIVERSITY				
Institution Code		1901				
State		Kentucky				
		February 17, 2017				
		Statewide				
Group	Number Taking Assessment¹	Number Passing Assessment²	Institutional Pass Rate	Number Taking Assessment¹	Number Passing Assessment²	Statewide Pass Rate
All program completers, 2015-16	284	265	93%	2116	1962	93%
All program completers, 2014-15	290	277	96%	1892	1810	96%
All program completers, 2013-14	406	380	94%	2339	2237	96%

Note: In cases where there are less than ten students taking the assessment or license/certificate, the number passing and pass rate are not reported.


¹ Number of completers taking one or more assessments within their area of specialization.

² Summary level "Number Taking Assessment" may differ from assessment level "Number Taking Assessment" because each student is counted once at the summary level but may be counted in multiple assessments at the assessment level.


Single Assessment Institution-Level Pass Rate Data: *Traditional Teacher Preparation Program Within IHE*

		HEOA - Title II 2015 - 2016 Academic Year									
Institution Name		WESTERN KENTUCKY UNIVERSITY									
Institution Code		1901									
State		Kentucky									
							February 17, 2017				
Assessment Information ¹	Group	Number Taking Assessment	Number Passing Assessment	Institutional Pass Rate	Institutional Average Scaled Score	Assessment Cut Score ²	Statewide				
							Number Taking Assessment	Number Passing Assessment	Statewide Pass Rate	Statewide Average Scaled Score	
AGRICULTURE (DISCONTINUED) (0700) Test Company: ETS Score Range: 250-990	All enrolled students who have completed all nonclinical courses, 2015-16						2				
	Other enrolled students, 2015-16										
	All program completers, 2015-16	1				520	13	12	92%	559	
	All program completers, 2014-15	2				520	15	12	80%	573	
	All program completers, 2013-14	4				520	27	27	100%	575	
AGRICULTURE (5701) Test Company: ETS Score Range: 100-200	All enrolled students who have completed all nonclinical courses, 2015-16						1				
	Other enrolled students, 2015-16						3				
	All program completers, 2015-16	2				147	15	14	93%	173	
	All program completers, 2014-15						1				
	All program completers, 2013-14										
ART CONTENT AND ANALYSIS (5135) Test Company: ETS Score Range: 100-200	All enrolled students who have completed all nonclinical courses, 2015-16						8				
	Other enrolled students, 2015-16						4				
	All program completers, 2015-16	5				161	36	29	81%	171	
	All program completers, 2014-15						25	25	100%	169	
	All program completers, 2013-14	7				161	35	34	97%	170	
ART CONTENT KNOWLEDGE (DISCONTINUED) (0133) Test Company: ETS Score Range: 100-200	All enrolled students who have completed all nonclinical courses, 2015-16										
	Other enrolled students, 2015-16										
	All program completers, 2015-16						1				
	All program completers, 2014-15						1				
	All program completers, 2013-14										

Single Assessment Institution-Level Pass Rate Data: Traditional Teacher Preparation Program Within IHE

		HEOA - Title II 2015 - 2016 Academic Year								
Institution Name		WESTERN KENTUCKY UNIVERSITY								
Institution Code		1901								
State		Kentucky								
							February 17, 2017			
Assessment Information ¹	Group	Number Taking Assessment	Number Passing Assessment	Institutional Pass Rate	Institutional Average Scaled Score	Assessment Cut Score ²	Statewide			
							Number Taking Assessment	Number Passing Assessment	Statewide Pass Rate	Statewide Average Scaled Score
ART MAKING (DISCONTINUED) (0131) Test Company: ETS Score Range: 100-200	All enrolled students who have completed all nonclinical courses, 2015-16									
	Other enrolled students, 2015-16									
	All program completers, 2015-16						1			
	All program completers, 2014-15									
	All program completers, 2013-14									
BIOLOGY CONTENT KNOWLEDGE (0235) Test Company: ETS Score Range: 100-200	All enrolled students who have completed all nonclinical courses, 2015-16						3			
	Other enrolled students, 2015-16						26	23	88%	162
	All program completers, 2015-16	1				146	27	27	100%	168
	All program completers, 2014-15	1				146	27	27	100%	168
	All program completers, 2013-14	5				146	41	41	100%	169
BUSINESS ED CONTENT KNOWLEDGE (5101) Test Company: ETS Score Range: 100-200	All enrolled students who have completed all nonclinical courses, 2015-16						1			
	Other enrolled students, 2015-16	1				154	9			
	All program completers, 2015-16	3				154	12	11	92%	171
	All program completers, 2014-15	3				154	10	10	100%	165
	All program completers, 2013-14	1				154	16	16	100%	177
CHEMISTRY CONTENT KNOWLEDGE (0245) Test Company: ETS Score Range: 100-200	All enrolled students who have completed all nonclinical courses, 2015-16									
	Other enrolled students, 2015-16						12	12	100%	171
	All program completers, 2015-16	1				147	9			
	All program completers, 2014-15	2				147	8			
	All program completers, 2013-14	5				147	17	16	94%	168


Single Assessment Institution-Level Pass Rate Data: Traditional Teacher Preparation Program Within IHE

	HEOA - Title II 2015 - 2016 Academic Year
	Institution Name WESTERN KENTUCKY UNIVERSITY
	Institution Code 1901
	State Kentucky


February 17, 2017

Assessment Information ¹	Group	Number Taking Assessment	Number Passing Assessment	Institutional Pass Rate	Institutional Average Scaled Score	Assessment Cut Score ²	Statewide				
							Number Taking Assessment	Number Passing Assessment	Statewide Pass Rate	Statewide Average Scaled Score	
CHINESE (MANDARIN) WORLD LANGUAGE (5665) Test Company: ETS Score Range: 100-200	All enrolled students who have completed all nonclinical courses, 2015-16										
	Other enrolled students, 2015-16										
	All program completers, 2015-16	3				164	5				
	All program completers, 2014-15										
	All program completers, 2013-14										
EARTH AND SPACE SCIENCES - CK (5571) Test Company: ETS Score Range: 100-200	All enrolled students who have completed all nonclinical courses, 2015-16										
	Other enrolled students, 2015-16						3				
	All program completers, 2015-16						5				
	All program completers, 2014-15	1				147	4				
	All program completers, 2013-14						3				
ED OF DEAF AND HARD OF HEARING (DISCONTINUED) (0271) Test Company: ETS Score Range: 100-200	All enrolled students who have completed all nonclinical courses, 2015-16										
	Other enrolled students, 2015-16										
	All program completers, 2015-16										
	All program completers, 2014-15										
	All program completers, 2013-14						1				
ED OF DEAF AND HARD OF HEARING (5272) Test Company: ETS Score Range: 100-200	All enrolled students who have completed all nonclinical courses, 2015-16										
	Other enrolled students, 2015-16										
	All program completers, 2015-16						7				
	All program completers, 2014-15						3				
	All program completers, 2013-14						10	10	100%	172	

Single Assessment Institution-Level Pass Rate Data: *Traditional Teacher Preparation Program Within IHE*

		HEOA - Title II 2015 - 2016 Academic Year								
Institution Name		WESTERN KENTUCKY UNIVERSITY								
Institution Code		1901								
State		Kentucky								
							February 17, 2017			
Assessment Information ¹	Group	Number Taking Assessment	Number Passing Assessment	Institutional Pass Rate	Institutional Average Scaled Score	Assessment Cut Score ²	Statewide			
							Number Taking Assessment	Number Passing Assessment	Statewide Pass Rate	Statewide Average Scaled Score
ED OF EXCEPTIONAL STUDENTS CORE CK(DISCONTINUED) (0353) Test Company: ETS Score Range: 100-200	All enrolled students who have completed all nonclinical courses, 2015-16									
	Other enrolled students, 2015-16									
	All program completers, 2015-16						4			
	All program completers, 2014-15						2			
	All program completers, 2013-14									
ED OF EXCEPTIONAL STUDENTS MTMD (0542) Test Company: ETS Score Range: 100-200	All enrolled students who have completed all nonclinical courses, 2015-16									
	Other enrolled students, 2015-16									
	All program completers, 2015-16						1			
	All program completers, 2014-15						2			
	All program completers, 2013-14									
ELEM ED MULTI SUBJ MATHEMATICS (DISC) (5033) Test Company: ETS Score Range: 100-200	All enrolled students who have completed all nonclinical courses, 2015-16	1				164	36	29	81%	169
	Other enrolled students, 2015-16						44	26	59%	165
	All program completers, 2015-16	18	17	94%	177	164	356	337	95%	174
	All program completers, 2014-15	107	101	94%	175	164	763	725	95%	174
	All program completers, 2013-14	171	163	95%	174	164	892	841	94%	174
ELEM ED MULTI SUBJ MATHEMATICS (5003) Test Company: ETS Score Range: 100-200	All enrolled students who have completed all nonclinical courses, 2015-16	33	29	88%	172	157	169	154	91%	176
	Other enrolled students, 2015-16	11	9	82%	177	157	182	170	93%	176
	All program completers, 2015-16	111	108	97%	176	157	633	613	97%	176
	All program completers, 2014-15	6				157	43	40	93%	168
	All program completers, 2013-14	2				157	13	11	85%	170


Single Assessment Institution-Level Pass Rate Data: *Traditional Teacher Preparation Program Within IHE*

	HEOA - Title II 2015 - 2016 Academic Year
	Institution Name WESTERN KENTUCKY UNIVERSITY
	Institution Code 1901
	State Kentucky


February 17, 2017

Assessment Information ¹	Group	Number Taking Assessment	Number Passing Assessment	Institutional Pass Rate	Institutional Average Scaled Score	Assessment Cut Score ²	Statewide			
							Number Taking Assessment	Number Passing Assessment	Statewide Pass Rate	Statewide Average Scaled Score
ELEM ED MULTI SUBJ READING LANG ARTS (DISC) (5032) Test Company: ETS Score Range: 100-200	All enrolled students who have completed all nonclinical courses, 2015-16	1				165	36	34	94%	178
	Other enrolled students, 2015-16						44	36	82%	173
	All program completers, 2015-16	18	18	100%	182	165	354	348	98%	179
	All program completers, 2014-15	106	106	100%	179	165	760	754	99%	179
	All program completers, 2013-14	170	168	99%	179	165	891	882	99%	179
ELEM ED MULTI SUBJ READING LANG ARTS (5002) Test Company: ETS Score Range: 100-200	All enrolled students who have completed all nonclinical courses, 2015-16	33	26	79%	169	157	167	144	86%	169
	Other enrolled students, 2015-16	11	7	64%	171	157	192	174	91%	170
	All program completers, 2015-16	103	102	99%	171	157	562	541	96%	170
	All program completers, 2014-15	2				157	14	14	100%	168
	All program completers, 2013-14	1				157	6			
ELEM ED MULTI SUBJ SCIENCES (DISC) (5035) Test Company: ETS Score Range: 100-200	All enrolled students who have completed all nonclinical courses, 2015-16						35	32	91%	172
	Other enrolled students, 2015-16						42	29	69%	163
	All program completers, 2015-16	18	18	100%	172	159	355	347	98%	171
	All program completers, 2014-15	106	102	96%	168	159	762	739	97%	170
	All program completers, 2013-14	170	162	95%	170	159	891	855	96%	170
ELEM ED MULTI SUBJ SCIENCES (5005) Test Company: ETS Score Range: 100-200	All enrolled students who have completed all nonclinical courses, 2015-16	34	23	68%	165	159	164	122	74%	166
	Other enrolled students, 2015-16	10	6	60%	157	159	171	135	79%	167
	All program completers, 2015-16	111	105	95%	169	159	612	576	94%	169
	All program completers, 2014-15	3				159	27	25	93%	166
	All program completers, 2013-14	2				159	7			


Single Assessment Institution-Level Pass Rate Data: Traditional Teacher Preparation Program Within IHE

		HEOA - Title II 2015 - 2016 Academic Year								
Institution Name	WESTERN KENTUCKY UNIVERSITY									
Institution Code	1901									
State	Kentucky									
							February 17, 2017			
Assessment Information ¹	Group	Number Taking Assessment	Number Passing Assessment	Institutional Pass Rate	Institutional Average Scaled Score	Assessment Cut Score ²	Statewide			
							Number Taking Assessment	Number Passing Assessment	Statewide Pass Rate	Statewide Average Scaled Score
ELEM ED MULTI SUBJ SOCIAL STUDIES (DISC) (5034) Test Company: ETS Score Range: 100-200	All enrolled students who have completed all nonclinical courses, 2015-16						35	32	91%	169
	Other enrolled students, 2015-16						42	30	71%	162
	All program completers, 2015-16	18	18	100%	168	155	355	339	95%	168
	All program completers, 2014-15	106	100	94%	165	155	761	737	97%	167
	All program completers, 2013-14	170	163	96%	166	155	891	850	95%	167
ELEM ED MULTI SUBJ SOCIAL STUDIES (5004) Test Company: ETS Score Range: 100-200	All enrolled students who have completed all nonclinical courses, 2015-16	32	21	66%	163	155	164	123	75%	163
	Other enrolled students, 2015-16	15	11	73%	161	155	180	144	80%	164
	All program completers, 2015-16	109	103	94%	164	155	603	549	91%	165
	All program completers, 2014-15	5				155	34	31	91%	162
	All program completers, 2013-14	2				155	6			
ENG LANG LIT COMP CONTENT & ANALYSIS (DISC) (5044) Test Company: ETS Score Range: 100-200	All enrolled students who have completed all nonclinical courses, 2015-16						2			
	Other enrolled students, 2015-16						8			
	All program completers, 2015-16	1				166	16	15	94%	182
	All program completers, 2014-15	5				166	43	41	95%	179
	All program completers, 2013-14	11	11	100%	177	166	107	105	98%	179
ENG LANG LIT COMP CONTENT KNOWLEDGE (DISC) (0041) Test Company: ETS Score Range: 100-200	All enrolled students who have completed all nonclinical courses, 2015-16									
	Other enrolled students, 2015-16									
	All program completers, 2015-16						1			
	All program completers, 2014-15									
	All program completers, 2013-14									


Single Assessment Institution-Level Pass Rate Data: *Traditional Teacher Preparation Program Within IHE*

		HEOA - Title II 2015 - 2016 Academic Year								
Institution Name		WESTERN KENTUCKY UNIVERSITY								
Institution Code		1901								
State		Kentucky								
							February 17, 2017			
Assessment Information ¹	Group	Number Taking Assessment	Number Passing Assessment	Institutional Pass Rate	Institutional Average Scaled Score	Assessment Cut Score ²	Statewide			
							Number Taking Assessment	Number Passing Assessment	Statewide Pass Rate	Statewide Average Scaled Score
ENG LANG LIT COMP ESSAYS (DISCONTINUED) (0042) Test Company: ETS Score Range: 100-200	All enrolled students who have completed all nonclinical courses, 2015-16									
	Other enrolled students, 2015-16									
	All program completers, 2015-16						1			
	All program completers, 2014-15									
	All program completers, 2013-14									
ENGLISH LANGUAGE ARTS: CONTENT AND ANALYSIS (5039) Test Company: ETS Score Range: 100-200	All enrolled students who have completed all nonclinical courses, 2015-16	2				168	17	16	94%	177
	Other enrolled students, 2015-16						34	26	76%	172
	All program completers, 2015-16	14	14	100%	179	168	98	96	98%	178
	All program completers, 2014-15	9				168	53	50	94%	179
	All program completers, 2013-14						1			
ENGLISH TO SPEAKERS OF OTHER LANGUAGES (5361) Test Company: ETS Score Range: 100-200	All enrolled students who have completed all nonclinical courses, 2015-16						1			
	Other enrolled students, 2015-16						1			
	All program completers, 2015-16						2			
	All program completers, 2014-15						2			
	All program completers, 2013-14									
FAMILY AND CONSUMER SCIENCES (DISCONTINUED 2) (5121) Test Company: ETS Score Range: 100-200	All enrolled students who have completed all nonclinical courses, 2015-16									
	Other enrolled students, 2015-16									
	All program completers, 2015-16						2			
	All program completers, 2014-15	4				162	9			
	All program completers, 2013-14	4				162	9			


Single Assessment Institution-Level Pass Rate Data: Traditional Teacher Preparation Program Within IHE

		HEOA - Title II 2015 - 2016 Academic Year									
Institution Name		WESTERN KENTUCKY UNIVERSITY									
Institution Code		1901									
State		Kentucky					February 17, 2017				
Assessment Information ¹	Group	Number Taking Assessment	Number Passing Assessment	Institutional Pass Rate	Institutional Average Scaled Score	Assessment Cut Score ²	Statewide				
							Number Taking Assessment	Number Passing Assessment	Statewide Pass Rate	Statewide Average Scaled Score	
FAMILY AND CONSUMER SCIENCES (5122) Test Company: ETS Score Range: 100-200	All enrolled students who have completed all nonclinical courses, 2015-16						1				
	Other enrolled students, 2015-16										
	All program completers, 2015-16	2				153	3				
	All program completers, 2014-15										
	All program completers, 2013-14										
FRENCH WORLD LANGUAGE (5174) Test Company: ETS Score Range: 100-200	All enrolled students who have completed all nonclinical courses, 2015-16						1				
	Other enrolled students, 2015-16										
	All program completers, 2015-16	1				162	4				
	All program completers, 2014-15	1				162	5				
	All program completers, 2013-14						2				
GERMAN WORLD LANGUAGE (5183) Test Company: ETS Score Range: 100-200	All enrolled students who have completed all nonclinical courses, 2015-16										
	Other enrolled students, 2015-16						1				
	All program completers, 2015-16						3				
	All program completers, 2014-15										
	All program completers, 2013-14	1				163	1				
HEALTH AND PE (DISC) (5856) Test Company: ETS Score Range: 100-200	All enrolled students who have completed all nonclinical courses, 2015-16										
	Other enrolled students, 2015-16						1				
	All program completers, 2015-16						12	11	92%	166	
	All program completers, 2014-15	1				156	42	41	98%	166	
	All program completers, 2013-14										


Single Assessment Institution-Level Pass Rate Data: Traditional Teacher Preparation Program Within IHE

		HEOA - Title II 2015 - 2016 Academic Year								
Institution Name		WESTERN KENTUCKY UNIVERSITY								
Institution Code		1901								
State		Kentucky								
							February 17, 2017			
Assessment Information ¹	Group	Number Taking Assessment	Number Passing Assessment	Institutional Pass Rate	Institutional Average Scaled Score	Assessment Cut Score ²	Statewide			
							Number Taking Assessment	Number Passing Assessment	Statewide Pass Rate	Statewide Average Scaled Score
HEALTH AND PE (5857) Test Company: ETS Score Range: 100-200	All enrolled students who have completed all nonclinical courses, 2015-16	1				160	6			
	Other enrolled students, 2015-16						3			
	All program completers, 2015-16	2				160	32	29	91%	170
	All program completers, 2014-15									
	All program completers, 2013-14									
HEALTH EDUCATION (DISCONTINUED) (5550) Test Company: ETS Score Range: 250-990	All enrolled students who have completed all nonclinical courses, 2015-16									
	Other enrolled students, 2015-16									
	All program completers, 2015-16									
	All program completers, 2014-15									
	All program completers, 2013-14						1			
HEALTH EDUCATION (5551) Test Company: ETS Score Range: 100-200	All enrolled students who have completed all nonclinical courses, 2015-16									
	Other enrolled students, 2015-16									
	All program completers, 2015-16	1				155	5			
	All program completers, 2014-15						3			
	All program completers, 2013-14						4			
INTERDIS EARLY CHILD EDUCATION (5023) Test Company: ETS Score Range: 100-200	All enrolled students who have completed all nonclinical courses, 2015-16						22	21	95%	176
	Other enrolled students, 2015-16						8			
	All program completers, 2015-16	9				166	86	84	98%	178
	All program completers, 2014-15	13	13	100%	178	166	70	68	97%	179
	All program completers, 2013-14	6				166	69	67	97%	179


Single Assessment Institution-Level Pass Rate Data: Traditional Teacher Preparation Program Within IHE

		HEOA - Title II 2015 - 2016 Academic Year								
Institution Name		WESTERN KENTUCKY UNIVERSITY								
Institution Code		1901								
State		Kentucky								
							February 17, 2017			
Assessment Information ¹	Group	Number Taking Assessment	Number Passing Assessment	Institutional Pass Rate	Institutional Average Scaled Score	Assessment Cut Score ²	Statewide			
							Number Taking Assessment	Number Passing Assessment	Statewide Pass Rate	Statewide Average Scaled Score
LATIN (DISCONTINUED) (0600) Test Company: ETS Score Range: 250-990	All enrolled students who have completed all nonclinical courses, 2015-16									
	Other enrolled students, 2015-16									
	All program completers, 2015-16						1			
	All program completers, 2014-15									
	All program completers, 2013-14									
LATIN (5601) Test Company: ETS Score Range: 100-200	All enrolled students who have completed all nonclinical courses, 2015-16									
	Other enrolled students, 2015-16									
	All program completers, 2015-16						2			
	All program completers, 2014-15									
	All program completers, 2013-14						1			
LIBRARY MEDIA SPECIALIST (5311) Test Company: ETS Score Range: 100-200	All enrolled students who have completed all nonclinical courses, 2015-16	1				156	1			
	Other enrolled students, 2015-16									
	All program completers, 2015-16	2				156	3			
	All program completers, 2014-15									
	All program completers, 2013-14	4				156	4			
MATH PROOFS MODELS PROBLEMS PART 1 (DISC) (0063) Test Company: ETS Score Range: 100-200	All enrolled students who have completed all nonclinical courses, 2015-16									
	Other enrolled students, 2015-16						3			
	All program completers, 2015-16						11	11	100%	164
	All program completers, 2014-15	1				141	21	21	100%	167
	All program completers, 2013-14	16	16	100%	163	141	73	73	100%	167


Single Assessment Institution-Level Pass Rate Data: Traditional Teacher Preparation Program Within IHE

		HEOA - Title II 2015 - 2016 Academic Year								
Institution Name	WESTERN KENTUCKY UNIVERSITY									
Institution Code	1901									
State	Kentucky									
							February 17, 2017			
Assessment Information ¹	Group	Number Taking Assessment	Number Passing Assessment	Institutional Pass Rate	Institutional Average Scaled Score	Assessment Cut Score ²	Statewide			
							Number Taking Assessment	Number Passing Assessment	Statewide Pass Rate	Statewide Average Scaled Score
MATHEMATICS CONTENT KNOWLEDGE (DISC) (0061) Test Company: ETS Score Range: 100-200	All enrolled students who have completed all nonclinical courses, 2015-16									
	Other enrolled students, 2015-16						4			
	All program completers, 2015-16						11	11	100%	147
	All program completers, 2014-15						20	20	100%	151
	All program completers, 2013-14	16	16	100%	149	125	73	73	100%	154
MATHEMATICS CONTENT KNOWLEDGE (5161) Test Company: ETS Score Range: 100-200	All enrolled students who have completed all nonclinical courses, 2015-16	1				160	7			
	Other enrolled students, 2015-16						22	11	50%	154
	All program completers, 2015-16	7				160	54	44	81%	166
	All program completers, 2014-15	7				160	47	43	91%	166
	All program completers, 2013-14						3			
MIDDLE SCHOOL ENG LANG ARTS (DISCONTINUED) (5049) Test Company: ETS Score Range: 100-200	All enrolled students who have completed all nonclinical courses, 2015-16						3			
	Other enrolled students, 2015-16						5			
	All program completers, 2015-16						7			
	All program completers, 2014-15	1				158	22	22	100%	180
	All program completers, 2013-14	21	20	95%	174	158	108	104	96%	177
MIDDLE SCHOOL ENG LANG ARTS (5047) Test Company: ETS Score Range: 100-200	All enrolled students who have completed all nonclinical courses, 2015-16	2				164	7			
	Other enrolled students, 2015-16	3				164	31	19	61%	165
	All program completers, 2015-16	12	9	75%	167	164	71	58	82%	168
	All program completers, 2014-15	23	19	83%	170	164	69	60	87%	169
	All program completers, 2013-14						2			


Single Assessment Institution-Level Pass Rate Data: Traditional Teacher Preparation Program Within IHE

		HEOA - Title II 2015 - 2016 Academic Year								
Institution Name	WESTERN KENTUCKY UNIVERSITY									
Institution Code	1901									
State	Kentucky									
							February 17, 2017			
Assessment Information ¹	Group	Number Taking Assessment	Number Passing Assessment	Institutional Pass Rate	Institutional Average Scaled Score	Assessment Cut Score ²	Statewide			
							Number Taking Assessment	Number Passing Assessment	Statewide Pass Rate	Statewide Average Scaled Score
MIDDLE SCHOOL MATHEMATICS (DISCONTINUED) (0069) Test Company: ETS Score Range: 100-200	All enrolled students who have completed all nonclinical courses, 2015-16						3			
	Other enrolled students, 2015-16						7			
	All program completers, 2015-16						12	12	100%	169
	All program completers, 2014-15	3				148	45	45	100%	169
	All program completers, 2013-14	18	18	100%	177	148	161	161	100%	174
MIDDLE SCHOOL MATHEMATICS (5169) Test Company: ETS Score Range: 100-200	All enrolled students who have completed all nonclinical courses, 2015-16	2				165	23	19	83%	173
	Other enrolled students, 2015-16	2				165	43	34	79%	171
	All program completers, 2015-16	22	22	100%	180	165	129	126	98%	176
	All program completers, 2014-15	14	14	100%	176	165	82	77	94%	175
	All program completers, 2013-14	2				165	5			
MIDDLE SCHOOL SCIENCE (DISCONTINUED) (0439) Test Company: ETS Score Range: 100-200	All enrolled students who have completed all nonclinical courses, 2015-16						2			
	Other enrolled students, 2015-16						13	11	85%	155
	All program completers, 2015-16						18	18	100%	163
	All program completers, 2014-15	5				144	83	82	99%	158
	All program completers, 2013-14	12	12	100%	155	144	107	105	98%	159
MIDDLE SCHOOL SCIENCE (5440) Test Company: ETS Score Range: 100-200	All enrolled students who have completed all nonclinical courses, 2015-16						16	13	81%	163
	Other enrolled students, 2015-16						24	21	88%	159
	All program completers, 2015-16	7				150	55	47	85%	160
	All program completers, 2014-15						6			
	All program completers, 2013-14						1			


Single Assessment Institution-Level Pass Rate Data: Traditional Teacher Preparation Program Within IHE

		HEOA - Title II 2015 - 2016 Academic Year								
Institution Name	WESTERN KENTUCKY UNIVERSITY									
Institution Code	1901									
State	Kentucky									
							February 17, 2017			
Assessment Information ¹	Group	Number Taking Assessment	Number Passing Assessment	Institutional Pass Rate	Institutional Average Scaled Score	Assessment Cut Score ²	Statewide			
							Number Taking Assessment	Number Passing Assessment	Statewide Pass Rate	Statewide Average Scaled Score
MIDDLE SCHOOL SOCIAL STUDIES (5089) Test Company: ETS Score Range: 100-200	All enrolled students who have completed all nonclinical courses, 2015-16	2				149	16	15	94%	165
	Other enrolled students, 2015-16	2				149	31	27	87%	165
	All program completers, 2015-16	9				149	108	101	94%	165
	All program completers, 2014-15	26	26	100%	170	149	123	121	98%	167
	All program completers, 2013-14	20	19	95%	162	149	120	116	97%	166
MUSIC CONCEPTS AND PROCESSES (DISCONTINUED) (0111) Test Company: ETS Score Range: 100-200	All enrolled students who have completed all nonclinical courses, 2015-16									
	Other enrolled students, 2015-16									
	All program completers, 2015-16	1				145	9			
	All program completers, 2014-15						3			
	All program completers, 2013-14						23	23	100%	166
MUSIC CONTENT & INSTRUCTION (5114) Test Company: ETS Score Range: 100-200	All enrolled students who have completed all nonclinical courses, 2015-16						15	5	33%	159
	Other enrolled students, 2015-16						9			
	All program completers, 2015-16	17	14	82%	169	162	110	96	87%	169
	All program completers, 2014-15	19	17	89%	167	162	109	96	88%	169
	All program completers, 2013-14	19	16	84%	168	162	81	71	88%	169
MUSIC CONTENT KNOWLEDGE (0113) Test Company: ETS Score Range: 100-200	All enrolled students who have completed all nonclinical courses, 2015-16									
	Other enrolled students, 2015-16									
	All program completers, 2015-16	1				154	9			
	All program completers, 2014-15						3			
	All program completers, 2013-14						23	23	100%	173


Single Assessment Institution-Level Pass Rate Data: Traditional Teacher Preparation Program Within IHE

		HEOA - Title II 2015 - 2016 Academic Year								
Institution Name		WESTERN KENTUCKY UNIVERSITY								
Institution Code		1901								
State		Kentucky								
							Statewide February 17, 2017			
Assessment Information ¹	Group	Number Taking Assessment	Number Passing Assessment	Institutional Pass Rate	Institutional Average Scaled Score	Assessment Cut Score ²	Number Taking Assessment	Number Passing Assessment	Statewide Pass Rate	Statewide Average Scaled Score
PHYSICAL ED CONTENT AND DESIGN (5095) Test Company: ETS Score Range: 100-200	All enrolled students who have completed all nonclinical courses, 2015-16	1				169	3			
	Other enrolled students, 2015-16						10	5	50%	167
	All program completers, 2015-16	6				169	61	49	80%	173
	All program completers, 2014-15	9				169	52	47	90%	174
	All program completers, 2013-14	1				169	24	19	79%	172
PHYSICAL ED CONTENT KNOWLEDGE (5091) Test Company: ETS Score Range: 100-200	All enrolled students who have completed all nonclinical courses, 2015-16									
	Other enrolled students, 2015-16						1			
	All program completers, 2015-16									
	All program completers, 2014-15									
	All program completers, 2013-14									
PHYSICS CONTENT KNOWLEDGE (5265) Test Company: ETS Score Range: 100-200	All enrolled students who have completed all nonclinical courses, 2015-16									
	Other enrolled students, 2015-16						3			
	All program completers, 2015-16						1			
	All program completers, 2014-15	1				133	3			
	All program completers, 2013-14	3				133	7			
PRINC LEARNING AND TEACHING 5-9 (DISCONTINUED) (0523) Test Company: ETS Score Range: 100-200	All enrolled students who have completed all nonclinical courses, 2015-16						1			
	Other enrolled students, 2015-16	1				161	3			
	All program completers, 2015-16						4			
	All program completers, 2014-15						3			
	All program completers, 2013-14	1				161	4			


Single Assessment Institution-Level Pass Rate Data: *Traditional Teacher Preparation Program Within IHE*

		HEOA - Title II 2015 - 2016 Academic Year									
Institution Name		WESTERN KENTUCKY UNIVERSITY									
Institution Code		1901									
State		Kentucky									
							February 17, 2017				
Assessment Information ¹		Group		Number Taking Assessment	Number Passing Assessment	Institutional Pass Rate	Institutional Average Scaled Score	Assessment Cut Score ²	Statewide		
									Number Taking Assessment	Number Passing Assessment	Statewide Pass Rate
PRINC LEARNING AND TEACHING 5-9 (5623) Test Company: ETS Score Range: 100-200	All enrolled students who have completed all nonclinical courses, 2015-16		4				160	36	34	94%	176
	Other enrolled students, 2015-16		8				160	53	43	81%	171
	All program completers, 2015-16		43	42	98%	174	160	272	268	99%	175
	All program completers, 2014-15		47	47	100%	176	160	290	289	100%	175
	All program completers, 2013-14		55	55	100%	172	160	346	342	99%	175
PRINC LEARNING AND TEACHING 7-12 (DISCONTINUED) (0524) Test Company: ETS Score Range: 100-200	All enrolled students who have completed all nonclinical courses, 2015-16										
	Other enrolled students, 2015-16							1			
	All program completers, 2015-16							6			
	All program completers, 2014-15							2			
	All program completers, 2013-14		2				161	33	33	100%	175
PRINC LEARNING AND TEACHING 7-12 (5624) Test Company: ETS Score Range: 100-200	All enrolled students who have completed all nonclinical courses, 2015-16		6				160	56	54	96%	175
	Other enrolled students, 2015-16		3				160	89	84	94%	175
	All program completers, 2015-16		49	49	100%	179	160	460	451	98%	177
	All program completers, 2014-15		62	62	100%	179	160	485	480	99%	176
	All program completers, 2013-14		81	80	99%	175	160	548	544	99%	176
PRINC LEARNING AND TEACHING K-6 (DISCONTINUED) (0522) Test Company: ETS Score Range: 100-200	All enrolled students who have completed all nonclinical courses, 2015-16							2			
	Other enrolled students, 2015-16							3			
	All program completers, 2015-16							10	10	100%	171
	All program completers, 2014-15							3			
	All program completers, 2013-14		2				161	25	25	100%	176


Single Assessment Institution-Level Pass Rate Data: Traditional Teacher Preparation Program Within IHE

		HEOA - Title II 2015 - 2016 Academic Year									
Institution Name		WESTERN KENTUCKY UNIVERSITY									
Institution Code		1901									
State		Kentucky									
							February 17, 2017				
Assessment Information ¹	Group	Number Taking Assessment	Number Passing Assessment	Institutional Pass Rate	Institutional Average Scaled Score	Assessment Cut Score ²	Statewide				
							Number Taking Assessment	Number Passing Assessment	Statewide Pass Rate	Statewide Average Scaled Score	
PRINC LEARNING AND TEACHING K-6 (5622) Test Company: ETS Score Range: 100-200	All enrolled students who have completed all nonclinical courses, 2015-16	24	23	96%	175	160	176	172	98%	176	
	Other enrolled students, 2015-16	2				160	119	113	95%	176	
	All program completers, 2015-16	162	161	99%	177	160	1129	1119	99%	176	
	All program completers, 2014-15	135	134	99%	178	160	901	897	100%	177	
	All program completers, 2013-14	207	205	99%	176	160	1087	1079	99%	177	
SE CK AND MILD TO MODERATE APPL (5543) Test Company: ETS Score Range: 100-200	All enrolled students who have completed all nonclinical courses, 2015-16	2				158	28	28	100%	175	
	Other enrolled students, 2015-16	6				158	65	63	97%	174	
	All program completers, 2015-16	13	13	100%	176	158	249	248	100%	174	
	All program completers, 2014-15	27	27	100%	177	158	232	232	100%	175	
	All program completers, 2013-14	14	14	100%	171	158	290	289	100%	173	
SE CK AND SEVERE TO PROF APPL (5545) Test Company: ETS Score Range: 100-200	All enrolled students who have completed all nonclinical courses, 2015-16						11	11	100%	176	
	Other enrolled students, 2015-16						1				
	All program completers, 2015-16	11	11	100%	178	158	55	55	100%	178	
	All program completers, 2014-15	18	18	100%	177	158	45	45	100%	178	
	All program completers, 2013-14	11	11	100%	177	158	47	47	100%	179	
SE CORE KNOWLEDGE & APPLICATIONS (5354) Test Company: ETS Score Range: 100-200	All enrolled students who have completed all nonclinical courses, 2015-16										
	Other enrolled students, 2015-16										
	All program completers, 2015-16						25	25	100%	177	
	All program completers, 2014-15	3				151	23	23	100%	177	
	All program completers, 2013-14	19	19	100%	174	151	77	77	100%	176	


Single Assessment Institution-Level Pass Rate Data: *Traditional Teacher Preparation Program Within IHE*

		HEOA - Title II 2015 - 2016 Academic Year								
Institution Name		WESTERN KENTUCKY UNIVERSITY								
Institution Code		1901								
State		Kentucky								
							February 17, 2017			
Assessment Information ¹	Group	Number Taking Assessment	Number Passing Assessment	Institutional Pass Rate	Institutional Average Scaled Score	Assessment Cut Score ²	Statewide			
							Number Taking Assessment	Number Passing Assessment	Statewide Pass Rate	Statewide Average Scaled Score
SE TEACHING STU WVVISUAL IMPAIRMENT (5282) Test Company: ETS Score Range: 100-200	All enrolled students who have completed all nonclinical courses, 2015-16									
	Other enrolled students, 2015-16									
	All program completers, 2015-16									
	All program completers, 2014-15						1			
	All program completers, 2013-14									
SOCIAL STUDIES CONTENT & INTERPRETATION (5086) Test Company: ETS Score Range: 100-200	All enrolled students who have completed all nonclinical courses, 2015-16	3				153	14	12	86%	162
	Other enrolled students, 2015-16	2				153	44	34	77%	161
	All program completers, 2015-16	10	10	100%	167	153	88	84	95%	165
	All program completers, 2014-15	19	19	100%	168	153	105	102	97%	167
	All program completers, 2013-14	17	17	100%	164	153	116	112	97%	165
SOCIAL STUDIES CONTENT KNOWLEDGE (0081) Test Company: ETS Score Range: 100-200	All enrolled students who have completed all nonclinical courses, 2015-16									
	Other enrolled students, 2015-16						2			
	All program completers, 2015-16						2			
	All program completers, 2014-15						6			
	All program completers, 2013-14									
SOCIAL STUDIES INTERPRET MATERIAL (DISC) (0083) Test Company: ETS Score Range: 100-200	All enrolled students who have completed all nonclinical courses, 2015-16									
	Other enrolled students, 2015-16						2			
	All program completers, 2015-16						2			
	All program completers, 2014-15									
	All program completers, 2013-14									

Single Assessment Institution-Level Pass Rate Data: Traditional Teacher Preparation Program Within IHE

		HEOA - Title II 2015 - 2016 Academic Year								
Institution Name		WESTERN KENTUCKY UNIVERSITY								
Institution Code		1901								
State		Kentucky								
							February 17, 2017			
Assessment Information ¹	Group	Number Taking Assessment	Number Passing Assessment	Institutional Pass Rate	Institutional Average Scaled Score	Assessment Cut Score ²	Statewide			
							Number Taking Assessment	Number Passing Assessment	Statewide Pass Rate	Statewide Average Scaled Score
SPANISH WORLD LANGUAGE (5195) Test Company: ETS Score Range: 100-200	All enrolled students who have completed all nonclinical courses, 2015-16	1				168	5			
	Other enrolled students, 2015-16						7			
	All program completers, 2015-16	3				168	19	11	58%	167
	All program completers, 2014-15	4				168	14	8	57%	163
	All program completers, 2013-14	7				168	30	21	70%	168
SPEECH LANGUAGE PATHOLOGY (DISC) (5330) Test Company: ETS Score Range: 250-990	All enrolled students who have completed all nonclinical courses, 2015-16									
	Other enrolled students, 2015-16									
	All program completers, 2015-16						5			
	All program completers, 2014-15	3				600	10	10	100%	689
	All program completers, 2013-14	38	38	100%	683	600	89	89	100%	685
SPEECH LANGUAGE PATHOLOGY (5331) Test Company: ETS Score Range: 100-200	All enrolled students who have completed all nonclinical courses, 2015-16									
	Other enrolled students, 2015-16						1			
	All program completers, 2015-16						27	25	93%	174
	All program completers, 2014-15									
	All program completers, 2013-14									
TECHNOLOGY EDUCATION (5051) Test Company: ETS Score Range: 100-200	All enrolled students who have completed all nonclinical courses, 2015-16									
	Other enrolled students, 2015-16						1			
	All program completers, 2015-16						1			
	All program completers, 2014-15						2			
	All program completers, 2013-14	1				159	2			

Single Assessment Institution-Level Pass Rate Data: Traditional Teacher Preparation Program Within IHE

		HEOA - Title II 2015 - 2016 Academic Year								
Institution Name		WESTERN KENTUCKY UNIVERSITY								
Institution Code		1901								
State		Kentucky								
							<i>February 17, 2017</i>			
<i>Assessment Information</i> ¹	<i>Group</i>	<i>Number Taking Assessment</i>	<i>Number Passing Assessment</i>	<i>Institutional Pass Rate</i>	<i>Institutional Average Scaled Score</i>	<i>Assessment Cut Score</i> ²	Statewide			
							<i>Number Taking Assessment</i>	<i>Number Passing Assessment</i>	<i>Statewide Pass Rate</i>	<i>Statewide Average Scaled Score</i>
THEATRE (5641) Test Company: ETS Score Range: 100-200	All enrolled students who have completed all nonclinical courses, 2015-16						1			
	Other enrolled students, 2015-16									
	All program completers, 2015-16						2			
	All program completers, 2014-15									
	All program completers, 2013-14									

Note: In cases where there are less than ten students taking the assessment or license/certificate, the number passing and pass rate are not reported.

¹Tests with multiple delivery options (computer, paper, etc.) will be noted with the assessment code for one format only.

²Cut scores may vary for groups depending upon when the cut scores are established by the state and when each group completed their teacher certification or licensure assessment.