



Single Assessment Institution-Level Pass Rate Data: *Traditional Teacher Preparation Program Within IHE*

	<b>HEOA - Title II</b> <b>2013 - 2014 Academic Year</b>
	<b>Institution Name</b> WESTERN KENTUCKY UNIVERSITY
	<b>Institution Code</b> 1901
	<b>State</b> Kentucky

February 12, 2015

Assessment Information <sup>1</sup>	Group	Number Taking Assessment	Number Passing Assessment	Institutional Pass Rate	Institutional Average Scaled Score	Assessment Cut Score <sup>2</sup>	Statewide			
							Number Taking Assessment	Number Passing Assessment	Statewide Pass Rate	Statewide Average Scaled Score
<b>AGRICULTURE (0700)</b> Test Company: ETS Score Range: 250-990	All enrolled students who have completed all nonclinical courses, 2013-14	1				520	6			
	Other enrolled students, 2013-14	1				520	6			
	All program completers, 2013-14	4				520	27	27	100%	575
	All program completers, 2012-13	2				520	18	17	94%	577
	All program completers, 2011-12	5				520	21	20	95%	578
<b>ART CONTENT AND ANALYSIS (0135)</b> Test Company: ETS Score Range: 100-200	All enrolled students who have completed all nonclinical courses, 2013-14						10	4	40%	161
	Other enrolled students, 2013-14						14	11	79%	170
	All program completers, 2013-14	5				161	33	28	85%	170
	All program completers, 2012-13	1				161	25	22	88%	168
	All program completers, 2011-12									
<b>ART CONTENT KNOWLEDGE (DISCONTINUED) (0133)</b> Test Company: ETS Score Range: 100-200	All enrolled students who have completed all nonclinical courses, 2013-14									
	Other enrolled students, 2013-14									
	All program completers, 2013-14									
	All program completers, 2012-13									
	All program completers, 2011-12	9				158	55	55	100%	174
<b>ART MAKING (DISCONTINUED) (0131)</b> Test Company: ETS Score Range: 100-200	All enrolled students who have completed all nonclinical courses, 2013-14									
	Other enrolled students, 2013-14									
	All program completers, 2013-14									
	All program completers, 2012-13									
	All program completers, 2011-12	9				154	55	52	95%	165

Single Assessment Institution-Level Pass Rate Data: *Traditional Teacher Preparation Program Within IHE*

	<b>HEOA - Title II</b> <b>2013 - 2014 Academic Year</b>
	<b>Institution Name</b>
	<b>Institution Code</b>
	<b>State</b>

WESTERN KENTUCKY UNIVERSITY


1901

Kentucky

February 12, 2015

Assessment Information <sup>1</sup>	Group	Number Taking Assessment	Number Passing Assessment	Institutional Pass Rate	Institutional Average Scaled Score	Assessment Cut Score <sup>2</sup>	Statewide			
							Number Taking Assessment	Number Passing Assessment	Statewide Pass Rate	Statewide Average Scaled Score
<b>BIOLOGY CONTENT KNOWLEDGE (0235)</b>  Test Company: ETS Score Range: 100-200	All enrolled students who have completed all nonclinical courses, 2013-14	1				146	10	9	90%	170
	Other enrolled students, 2013-14	2				146	32	31	97%	163
	All program completers, 2013-14	5				146	41	41	100%	169
	All program completers, 2012-13	3				146	41	40	98%	164
	All program completers, 2011-12	9				146	25	25	100%	163
<b>BUSINESS ED CONTENT KNOWLEDGE (5101)</b>  Test Company: ETS Score Range: 100-200	All enrolled students who have completed all nonclinical courses, 2013-14						3			
	Other enrolled students, 2013-14	1				154	11	11	100%	171
	All program completers, 2013-14	1				154	16	16	100%	177
	All program completers, 2012-13	6				154	19	19	100%	173
	All program completers, 2011-12	5				154	12	12	100%	170
<b>BUSINESS ED (0100)</b>  Test Company: ETS Score Range: 250-990	All enrolled students who have completed all nonclinical courses, 2013-14						1			
	Other enrolled students, 2013-14									
	All program completers, 2013-14									
	All program completers, 2012-13						3			
	All program completers, 2011-12						11	11	100%	644
<b>CHEMISTRY CONTENT KNOWLEDGE (0245)</b>  Test Company: ETS Score Range: 100-200	All enrolled students who have completed all nonclinical courses, 2013-14	1				147	3			
	Other enrolled students, 2013-14						9			
	All program completers, 2013-14	5				147	17	16	94%	168
	All program completers, 2012-13	7				147	17	17	100%	165
	All program completers, 2011-12	5				147	19	19	100%	170

**Single Assessment Institution-Level Pass Rate Data: Traditional Teacher Preparation Program Within IHE**

	<b>HEOA - Title II 2013 - 2014 Academic Year</b>
	<b>Institution Name</b>
	<b>Institution Code</b>
	<b>State</b>

WESTERN KENTUCKY UNIVERSITY


1901

Kentucky

February 12, 2015

Assessment Information <sup>1</sup>	Group	Number Taking Assessment	Number Passing Assessment	Institutional Pass Rate	Institutional Average Scaled Score	Assessment Cut Score <sup>2</sup>	Statewide			
							Number Taking Assessment	Number Passing Assessment	Statewide Pass Rate	Statewide Average Scaled Score
<b>EARTH AND SPACE SCIENCES - CK (5571)</b>  Test Company: ETS Score Range: 100-200	All enrolled students who have completed all nonclinical courses, 2013-14						1			
	Other enrolled students, 2013-14						2			
	All program completers, 2013-14						3			
	All program completers, 2012-13	1				147	5			
	All program completers, 2011-12						6			
<b>ED OF DEAF AND HARD OF HEARING (0271)</b>  Test Company: ETS Score Range: 100-200	All enrolled students who have completed all nonclinical courses, 2013-14									
	Other enrolled students, 2013-14									
	All program completers, 2013-14						1			
	All program completers, 2012-13						4			
	All program completers, 2011-12						5			
<b>ED OF EXCEPTIONAL STUDENTS CORE CK(DISCONTINUED) (0353)</b>  Test Company: ETS Score Range: 100-200	All enrolled students who have completed all nonclinical courses, 2013-14									
	Other enrolled students, 2013-14									
	All program completers, 2013-14									
	All program completers, 2012-13									
	All program completers, 2011-12	39	39	100%	176	157	237	234	99%	174
<b>ED OF EXCEPTIONAL STUDENTS MTMD (0542)</b>  Test Company: ETS Score Range: 100-200	All enrolled students who have completed all nonclinical courses, 2013-14									
	Other enrolled students, 2013-14									
	All program completers, 2013-14									
	All program completers, 2012-13									
	All program completers, 2011-12	15	15	100%	183	172	173	168	97%	184

Single Assessment Institution-Level Pass Rate Data: *Traditional Teacher Preparation Program Within IHE*

	<b>HEOA - Title II</b> <b>2013 - 2014 Academic Year</b>
	<b>Institution Name</b>
	<b>Institution Code</b>
	<b>State</b>

WESTERN KENTUCKY UNIVERSITY


1901

Kentucky

February 12, 2015

Assessment Information <sup>1</sup>	Group	Number Taking Assessment	Number Passing Assessment	Institutional Pass Rate	Institutional Average Scaled Score	Assessment Cut Score <sup>2</sup>	Statewide			
							Number Taking Assessment	Number Passing Assessment	Statewide Pass Rate	Statewide Average Scaled Score
<b>ED OF EXCEPTIONAL STUDENTS STPD (0544)</b>  Test Company: ETS Score Range: 100-200	All enrolled students who have completed all nonclinical courses, 2013-14									
	Other enrolled students, 2013-14									
	All program completers, 2013-14									
	All program completers, 2012-13									
	All program completers, 2011-12	6				156	9			
<b>ELEM ED CONTENT KNOWLEDGE (5014)</b>  Test Company: ETS Score Range: 100-200	All enrolled students who have completed all nonclinical courses, 2013-14									
	Other enrolled students, 2013-14									
	All program completers, 2013-14									
	All program completers, 2012-13									
	All program completers, 2011-12	164	160	98%	165	148	1121	1107	99%	165
<b>ELEM ED MULTI SUBJ MATHEMATICS (5033)</b>  Test Company: ETS Score Range: 100-200	All enrolled students who have completed all nonclinical courses, 2013-14	27	21	78%	169	164	252	168	67%	166
	Other enrolled students, 2013-14	10	5	50%	166	164	266	158	59%	165
	All program completers, 2013-14	169	152	90%	173	164	897	804	90%	173
	All program completers, 2012-13	128	118	92%	173	164	599	537	90%	173
	All program completers, 2011-12	3				164	12	10	83%	172
<b>ELEM ED MULTI SUBJ READING LANG ARTS (5032)</b>  Test Company: ETS Score Range: 100-200	All enrolled students who have completed all nonclinical courses, 2013-14	27	25	93%	177	165	252	229	91%	177
	Other enrolled students, 2013-14	10	10	100%	179	165	266	238	89%	176
	All program completers, 2013-14	168	164	98%	179	165	896	882	98%	179
	All program completers, 2012-13	128	126	98%	178	165	599	585	98%	178
	All program completers, 2011-12	3				165	12	10	83%	178

Single Assessment Institution-Level Pass Rate Data: *Traditional Teacher Preparation Program Within IHE*

	<b>HEOA - Title II</b> <b>2013 - 2014 Academic Year</b>
	<b>Institution Name</b>
	<b>Institution Code</b>
	<b>State</b>

WESTERN KENTUCKY UNIVERSITY


1901

Kentucky

February 12, 2015

Assessment Information <sup>1</sup>	Group	Number Taking Assessment	Number Passing Assessment	Institutional Pass Rate	Institutional Average Scaled Score	Assessment Cut Score <sup>2</sup>	Statewide			
							Number Taking Assessment	Number Passing Assessment	Statewide Pass Rate	Statewide Average Scaled Score
<b>ELEM ED MULTI SUBJ SCIENCES (5035)</b>  Test Company: ETS Score Range: 100-200	All enrolled students who have completed all nonclinical courses, 2013-14	27	20	74%	164	159	252	197	78%	166
	Other enrolled students, 2013-14	10	6	60%	158	159	266	193	73%	165
	All program completers, 2013-14	168	156	93%	169	159	896	838	94%	170
	All program completers, 2012-13	128	120	94%	168	159	600	566	94%	170
	All program completers, 2011-12	3				159	12	11	92%	173
<b>ELEM ED MULTI SUBJ SOCIAL STUDIES (5034)</b>  Test Company: ETS Score Range: 100-200	All enrolled students who have completed all nonclinical courses, 2013-14	27	22	81%	164	155	252	201	80%	163
	Other enrolled students, 2013-14	10	6	60%	157	155	267	204	76%	163
	All program completers, 2013-14	168	157	93%	166	155	896	829	93%	167
	All program completers, 2012-13	128	119	93%	163	155	601	563	94%	166
	All program completers, 2011-12	3				155	12	12	100%	167
<b>ENG LANG LIT COMP CONTENT &amp; ANALYSIS (5044)</b>  Test Company: ETS Score Range: 100-200	All enrolled students who have completed all nonclinical courses, 2013-14	6				166	22	21	95%	179
	Other enrolled students, 2013-14	2				166	66	58	88%	177
	All program completers, 2013-14	11	11	100%	177	166	107	104	97%	179
	All program completers, 2012-13	12	10	83%	176	166	94	89	95%	178
	All program completers, 2011-12	1				166	11	11	100%	180
<b>ENG LANG LIT COMP CONTENT KNOWLEDGE (0041)</b>  Test Company: ETS Score Range: 100-200	All enrolled students who have completed all nonclinical courses, 2013-14									
	Other enrolled students, 2013-14									
	All program completers, 2013-14									
	All program completers, 2012-13						6			
	All program completers, 2011-12	10	10	100%	182	160	129	127	98%	181

Single Assessment Institution-Level Pass Rate Data: *Traditional Teacher Preparation Program Within IHE*

	<b>HEOA - Title II</b> <b>2013 - 2014 Academic Year</b>
	<b>Institution Name</b>
	<b>Institution Code</b>
	<b>State</b>

WESTERN KENTUCKY UNIVERSITY


1901

Kentucky

February 12, 2015

Assessment Information <sup>1</sup>	Group	Number Taking Assessment	Number Passing Assessment	Institutional Pass Rate	Institutional Average Scaled Score	Assessment Cut Score <sup>2</sup>	Statewide				
							Number Taking Assessment	Number Passing Assessment	Statewide Pass Rate	Statewide Average Scaled Score	
<b>ENG LANG LIT COMP ESSAYS (0042)</b>  Test Company: ETS Score Range: 100-200	All enrolled students who have completed all nonclinical courses, 2013-14										
	Other enrolled students, 2013-14										
	All program completers, 2013-14										
	All program completers, 2012-13						6				
	All program completers, 2011-12	9				155	127	123	97%	162	
<b>ENGLISH TO SPEAKERS OF OTHER LANGUAGES (5361)</b>  Test Company: ETS Score Range: 100-200	All enrolled students who have completed all nonclinical courses, 2013-14										
	Other enrolled students, 2013-14										
	All program completers, 2013-14										
	All program completers, 2012-13						1				
	All program completers, 2011-12										
<b>FAMILY AND CONSUMER SCIENCES (5121)</b>  Test Company: ETS Score Range: 100-200	All enrolled students who have completed all nonclinical courses, 2013-14	1				162	1				
	Other enrolled students, 2013-14										
	All program completers, 2013-14	4				162	9				
	All program completers, 2012-13	2				162	9				
	All program completers, 2011-12	1				162	12	11	92%	173	
<b>FRENCH CONTENT KNOWLEDGE (0173)</b>  Test Company: ETS Score Range: 100-200	All enrolled students who have completed all nonclinical courses, 2013-14										
	Other enrolled students, 2013-14										
	All program completers, 2013-14										
	All program completers, 2012-13						1				
	All program completers, 2011-12						1				

**Single Assessment Institution-Level Pass Rate Data: Traditional Teacher Preparation Program Within IHE**

	<b>HEOA - Title II 2013 - 2014 Academic Year</b>
	<b>Institution Name</b>
	<b>Institution Code</b>
	<b>State</b>

WESTERN KENTUCKY UNIVERSITY


1901

Kentucky

February 12, 2015

Assessment Information <sup>1</sup>	Group	Number Taking Assessment	Number Passing Assessment	Institutional Pass Rate	Institutional Average Scaled Score	Assessment Cut Score <sup>2</sup>	Statewide				
							Number Taking Assessment	Number Passing Assessment	Statewide Pass Rate	Statewide Average Scaled Score	
<b>FRENCH WORLD LANGUAGE (5174)</b>  Test Company: ETS Score Range: 100-200	All enrolled students who have completed all nonclinical courses, 2013-14										
	Other enrolled students, 2013-14	1				162	5				
	All program completers, 2013-14						2				
	All program completers, 2012-13						6				
	All program completers, 2011-12						6				
<b>GERMAN WORLD LANGUAGE (5183)</b>  Test Company: ETS Score Range: 100-200	All enrolled students who have completed all nonclinical courses, 2013-14										
	Other enrolled students, 2013-14						2				
	All program completers, 2013-14	1				163	1				
	All program completers, 2012-13	1				163	3				
	All program completers, 2011-12						1				
<b>HEALTH EDUCATION (DISCONTINUED) (5550)</b>  Test Company: ETS Score Range: 250-990	All enrolled students who have completed all nonclinical courses, 2013-14						1				
	Other enrolled students, 2013-14						1				
	All program completers, 2013-14						1				
	All program completers, 2012-13						7				
	All program completers, 2011-12						28	28	100%	699	
<b>HEALTH EDUCATION (5551)</b>  Test Company: ETS Score Range: 100-200	All enrolled students who have completed all nonclinical courses, 2013-14						1				
	Other enrolled students, 2013-14										
	All program completers, 2013-14						4				
	All program completers, 2012-13						1				
	All program completers, 2011-12										

Single Assessment Institution-Level Pass Rate Data: *Traditional Teacher Preparation Program Within IHE*

	<b>HEOA - Title II</b> <b>2013 - 2014 Academic Year</b>
	<b>Institution Name</b>
	<b>Institution Code</b>
	<b>State</b>

WESTERN KENTUCKY UNIVERSITY

1901


Kentucky

February 12, 2015

Assessment Information <sup>1</sup>	Group	Number Taking Assessment	Number Passing Assessment	Institutional Pass Rate	Institutional Average Scaled Score	Assessment Cut Score <sup>2</sup>	Statewide			
							Number Taking Assessment	Number Passing Assessment	Statewide Pass Rate	Statewide Average Scaled Score
<b>INTERDIS EARLY CHILD EDUCATION (5023)</b>  Test Company: ETS Score Range: 100-200	All enrolled students who have completed all nonclinical courses, 2013-14						16	15	94%	178
	Other enrolled students, 2013-14						20	18	90%	178
	All program completers, 2013-14	6				166	65	63	97%	178
	All program completers, 2012-13	5				166	121	120	99%	178
	All program completers, 2011-12	8				166	106	104	98%	176
<b>LATIN (DISCONTINUED) (0600)</b>  Test Company: ETS Score Range: 250-990	All enrolled students who have completed all nonclinical courses, 2013-14									
	Other enrolled students, 2013-14						1			
	All program completers, 2013-14									
	All program completers, 2012-13						1			
	All program completers, 2011-12									
<b>LATIN (0601)</b>  Test Company: ETS Score Range: 100-200	All enrolled students who have completed all nonclinical courses, 2013-14						2			
	Other enrolled students, 2013-14									
	All program completers, 2013-14						1			
	All program completers, 2012-13									
	All program completers, 2011-12									
<b>LIBRARY MEDIA SPECIALIST (5311)</b>  Test Company: ETS Score Range: 100-200	All enrolled students who have completed all nonclinical courses, 2013-14									
	Other enrolled students, 2013-14	1				156	1			
	All program completers, 2013-14	4				156	4			
	All program completers, 2012-13	1				156	1			
	All program completers, 2011-12	5				156	5			



Single Assessment Institution-Level Pass Rate Data: *Traditional Teacher Preparation Program Within IHE*

	<b>HEOA - Title II</b> <b>2013 - 2014 Academic Year</b>
	<b>Institution Name</b>
	<b>Institution Code</b>
	<b>State</b>

WESTERN KENTUCKY UNIVERSITY


1901

Kentucky

February 12, 2015

Assessment Information <sup>1</sup>	Group	Number Taking Assessment	Number Passing Assessment	Institutional Pass Rate	Institutional Average Scaled Score	Assessment Cut Score <sup>2</sup>	Statewide			
							Number Taking Assessment	Number Passing Assessment	Statewide Pass Rate	Statewide Average Scaled Score
<b>MATH PROOFS MODELS PROBLEMS PART 1 (0063)</b>  Test Company: ETS Score Range: 100-200	All enrolled students who have completed all nonclinical courses, 2013-14						19	18	95%	162
	Other enrolled students, 2013-14	1				141	28	25	89%	164
	All program completers, 2013-14	16	16	100%	163	141	75	75	100%	167
	All program completers, 2012-13	17	17	100%	159	141	100	99	99%	164
	All program completers, 2011-12	16	16	100%	173	141	96	96	100%	166
<b>MATHEMATICS CONTENT KNOWLEDGE (0061)</b>  Test Company: ETS Score Range: 100-200	All enrolled students who have completed all nonclinical courses, 2013-14						19	18	95%	146
	Other enrolled students, 2013-14						37	33	89%	145
	All program completers, 2013-14	16	16	100%	149	125	75	75	100%	154
	All program completers, 2012-13	18	18	100%	146	125	105	104	99%	151
	All program completers, 2011-12	16	16	100%	159	125	98	98	100%	152
<b>MIDDLE SCHOOL ENGLISH LANGUAGE ARTS (5049)</b>  Test Company: ETS Score Range: 100-200	All enrolled students who have completed all nonclinical courses, 2013-14	2				158	20	17	85%	174
	Other enrolled students, 2013-14						38	34	89%	175
	All program completers, 2013-14	21	20	95%	174	158	108	104	96%	177
	All program completers, 2012-13	28	25	89%	169	158	125	117	94%	174
	All program completers, 2011-12	26	24	92%	174	158	123	120	98%	175
<b>MIDDLE SCHOOL MATHEMATICS (DISCONTINUED) (0069)</b>  Test Company: ETS Score Range: 100-200	All enrolled students who have completed all nonclinical courses, 2013-14	3				148	31	30	97%	169
	Other enrolled students, 2013-14	1				148	59	55	93%	168
	All program completers, 2013-14	19	19	100%	177	148	164	164	100%	174
	All program completers, 2012-13	22	22	100%	174	148	196	193	98%	172
	All program completers, 2011-12	31	31	100%	172	148	194	194	100%	172

Single Assessment Institution-Level Pass Rate Data: *Traditional Teacher Preparation Program Within IHE*

	<b>HEOA - Title II</b> <b>2013 - 2014 Academic Year</b>
	<b>Institution Name</b>
	<b>Institution Code</b>
	<b>State</b>

WESTERN KENTUCKY UNIVERSITY


1901

Kentucky

February 12, 2015

Assessment Information <sup>1</sup>	Group	Number Taking Assessment	Number Passing Assessment	Institutional Pass Rate	Institutional Average Scaled Score	Assessment Cut Score <sup>2</sup>	Statewide			
							Number Taking Assessment	Number Passing Assessment	Statewide Pass Rate	Statewide Average Scaled Score
<b>MIDDLE SCHOOL SCIENCE (0439)</b>  Test Company: ETS Score Range: 100-200	All enrolled students who have completed all nonclinical courses, 2013-14	2				144	16	14	88%	154
	Other enrolled students, 2013-14	2				144	35	32	91%	160
	All program completers, 2013-14	12	12	100%	155	144	108	103	95%	159
	All program completers, 2012-13	8				144	120	118	98%	160
	All program completers, 2011-12	12	12	100%	171	144	118	115	97%	161
<b>MIDDLE SCHOOL SOCIAL STUDIES (5089)</b>  Test Company: ETS Score Range: 100-200	All enrolled students who have completed all nonclinical courses, 2013-14	2				149	27	21	78%	163
	Other enrolled students, 2013-14						43	39	91%	166
	All program completers, 2013-14	20	19	95%	162	149	119	113	95%	165
	All program completers, 2012-13	33	29	88%	163	149	152	141	93%	165
	All program completers, 2011-12	29	26	90%	163	149	158	149	94%	165
<b>MUSIC CONCEPTS AND PROCESSES (0111)</b>  Test Company: ETS Score Range: 100-200	All enrolled students who have completed all nonclinical courses, 2013-14						7			
	Other enrolled students, 2013-14	1				145	13	11	85%	158
	All program completers, 2013-14						23	23	100%	166
	All program completers, 2012-13	13	13	100%	158	145	104	100	96%	160
	All program completers, 2011-12	14	14	100%	155	145	105	104	99%	159
<b>MUSIC CONTENT &amp; INSTRUCTION (5114)</b>  Test Company: ETS Score Range: 100-200	All enrolled students who have completed all nonclinical courses, 2013-14						17	11	65%	163
	Other enrolled students, 2013-14						12	6	50%	163
	All program completers, 2013-14	19	16	84%	168	162	79	68	86%	169
	All program completers, 2012-13	3				162	7			
	All program completers, 2011-12						1			

Single Assessment Institution-Level Pass Rate Data: *Traditional Teacher Preparation Program Within IHE*

	<b>HEOA - Title II</b> <b>2013 - 2014 Academic Year</b>
	<b>Institution Name</b>
	<b>Institution Code</b>
	<b>State</b>

WESTERN KENTUCKY UNIVERSITY


1901

Kentucky

February 12, 2015

Assessment Information <sup>1</sup>	Group	Number Taking Assessment	Number Passing Assessment	Institutional Pass Rate	Institutional Average Scaled Score	Assessment Cut Score <sup>2</sup>	Statewide			
							Number Taking Assessment	Number Passing Assessment	Statewide Pass Rate	Statewide Average Scaled Score
<b>MUSICAL CONTENT KNOWLEDGE (0113)</b>  Test Company: ETS Score Range: 100-200	All enrolled students who have completed all nonclinical courses, 2013-14						7			
	Other enrolled students, 2013-14	1				154	13	13	100%	169
	All program completers, 2013-14						23	23	100%	173
	All program completers, 2012-13	14	14	100%	161	154	104	103	99%	167
	All program completers, 2011-12	14	14	100%	167	154	106	105	99%	169
<b>PHYSICAL ED ANALYSIS AND DESIGN (0092)</b>  Test Company: ETS Score Range: 100-200	All enrolled students who have completed all nonclinical courses, 2013-14									
	Other enrolled students, 2013-14									
	All program completers, 2013-14									
	All program completers, 2012-13									
	All program completers, 2011-12	11	11	100%	161	151	94	94	100%	162
<b>PHYSICAL ED CONTENT AND DESIGN (5095)</b>  Test Company: ETS Score Range: 100-200	All enrolled students who have completed all nonclinical courses, 2013-14						6			
	Other enrolled students, 2013-14						10	7	70%	171
	All program completers, 2013-14						18	13	72%	170
	All program completers, 2012-13	8				169	16	14	88%	175
	All program completers, 2011-12	2				169	9			
<b>PHYSICAL ED CONTENT KNOWLEDGE (5091)</b>  Test Company: ETS Score Range: 100-200	All enrolled students who have completed all nonclinical courses, 2013-14									
	Other enrolled students, 2013-14									
	All program completers, 2013-14									
	All program completers, 2012-13									
	All program completers, 2011-12	10	8	80%	155	147	54	51	94%	156

Single Assessment Institution-Level Pass Rate Data: *Traditional Teacher Preparation Program Within IHE*

	<b>HEOA - Title II</b> <b>2013 - 2014 Academic Year</b>
	<b>Institution Name</b>
	<b>Institution Code</b>
	<b>State</b>

WESTERN KENTUCKY UNIVERSITY


1901

Kentucky

February 12, 2015

Assessment Information <sup>1</sup>	Group	Number Taking Assessment	Number Passing Assessment	Institutional Pass Rate	Institutional Average Scaled Score	Assessment Cut Score <sup>2</sup>	Statewide			
							Number Taking Assessment	Number Passing Assessment	Statewide Pass Rate	Statewide Average Scaled Score
<b>PHYSICS CONTENT KNOWLEDGE (5265)</b>  Test Company: ETS Score Range: 100-200	All enrolled students who have completed all nonclinical courses, 2013-14						1			
	Other enrolled students, 2013-14						3			
	All program completers, 2013-14	3				133	7			
	All program completers, 2012-13						5			
	All program completers, 2011-12	3				133	5			
<b>PRINC LEARNING AND TEACHING 5-9 (DISCONTINUED) (0523)</b>  Test Company: ETS Score Range: 100-200	All enrolled students who have completed all nonclinical courses, 2013-14	1				161	7			
	Other enrolled students, 2013-14	2				161	21	17	81%	169
	All program completers, 2013-14	1				161	4			
	All program completers, 2012-13	8				161	96	96	100%	172
	All program completers, 2011-12	61	61	100%	172	161	375	369	98%	173
<b>PRINC LEARNING AND TEACHING 5-9 (5623)</b>  Test Company: ETS Score Range: 100-200	All enrolled students who have completed all nonclinical courses, 2013-14	7				160	51	48	94%	173
	Other enrolled students, 2013-14	2				160	67	62	93%	174
	All program completers, 2013-14	55	55	100%	172	160	346	338	98%	175
	All program completers, 2012-13	55	54	98%	172	160	306	299	98%	174
	All program completers, 2011-12	4				160	15	15	100%	172
<b>PRINC LEARNING AND TEACHING 7-12 (DISCONTINUED) (0524)</b>  Test Company: ETS Score Range: 100-200	All enrolled students who have completed all nonclinical courses, 2013-14						14	13	93%	172
	Other enrolled students, 2013-14						21	19	90%	170
	All program completers, 2013-14	2				161	33	33	100%	175
	All program completers, 2012-13	11	11	100%	177	161	169	167	99%	175
	All program completers, 2011-12	83	83	100%	176	161	628	628	100%	176

Single Assessment Institution-Level Pass Rate Data: *Traditional Teacher Preparation Program Within IHE*

	<b>HEOA - Title II</b> <b>2013 - 2014 Academic Year</b>
	<b>Institution Name</b>
	<b>Institution Code</b>
	<b>State</b>

WESTERN KENTUCKY UNIVERSITY


1901

Kentucky

February 12, 2015

Assessment Information <sup>1</sup>	Group	Number Taking Assessment	Number Passing Assessment	Institutional Pass Rate	Institutional Average Scaled Score	Assessment Cut Score <sup>2</sup>	Statewide			
							Number Taking Assessment	Number Passing Assessment	Statewide Pass Rate	Statewide Average Scaled Score
<b>PRINC LEARNING AND TEACHING 7-12 (5624)</b>  Test Company: ETS Score Range: 100-200	All enrolled students who have completed all nonclinical courses, 2013-14	9				160	111	103	93%	174
	Other enrolled students, 2013-14	5				160	146	135	92%	174
	All program completers, 2013-14	81	80	99%	175	160	542	536	99%	176
	All program completers, 2012-13	79	76	96%	173	160	511	502	98%	175
	All program completers, 2011-12	7				160	23	22	96%	172
<b>PRINC LEARNING AND TEACHING K-6 (DISCONTINUED) (0522)</b>  Test Company: ETS Score Range: 100-200	All enrolled students who have completed all nonclinical courses, 2013-14	4				161	20	17	85%	169
	Other enrolled students, 2013-14						40	33	83%	170
	All program completers, 2013-14	2				161	25	25	100%	176
	All program completers, 2012-13	45	44	98%	177	161	420	417	99%	177
	All program completers, 2011-12	184	184	100%	177	161	1227	1222	100%	177
<b>PRINC LEARNING AND TEACHING K-6 (5622)</b>  Test Company: ETS Score Range: 100-200	All enrolled students who have completed all nonclinical courses, 2013-14	23	22	96%	178	160	252	243	96%	175
	Other enrolled students, 2013-14	8				160	217	208	96%	174
	All program completers, 2013-14	198	196	99%	176	160	1070	1060	99%	177
	All program completers, 2012-13	151	145	96%	174	160	785	768	98%	175
	All program completers, 2011-12	12	9	75%	169	160	30	26	87%	169
<b>SE CK AND MILD TO MODERATE APPL (5543)</b>  Test Company: ETS Score Range: 100-200	All enrolled students who have completed all nonclinical courses, 2013-14	2				158	65	62	95%	171
	Other enrolled students, 2013-14	3				158	92	85	92%	170
	All program completers, 2013-14	14	14	100%	171	158	290	289	100%	173
	All program completers, 2012-13	33	33	100%	172	158	270	269	100%	173
	All program completers, 2011-12	6				158	96	95	99%	174

**Single Assessment Institution-Level Pass Rate Data: Traditional Teacher Preparation Program Within IHE**

	<b>HEOA - Title II 2013 - 2014 Academic Year</b>
	<b>Institution Name</b>
	<b>Institution Code</b>
	<b>State</b>

WESTERN KENTUCKY UNIVERSITY


1901

Kentucky

February 12, 2015

Assessment Information <sup>1</sup>	Group	Number Taking Assessment	Number Passing Assessment	Institutional Pass Rate	Institutional Average Scaled Score	Assessment Cut Score <sup>2</sup>	Statewide			
							Number Taking Assessment	Number Passing Assessment	Statewide Pass Rate	Statewide Average Scaled Score
<b>SE CK AND SEVERE TO PROF APPL (5545)</b>  Test Company: ETS Score Range: 100-200	All enrolled students who have completed all nonclinical courses, 2013-14						6			
	Other enrolled students, 2013-14						2			
	All program completers, 2013-14	10	10	100%	178	158	45	45	100%	179
	All program completers, 2012-13	23	23	100%	175	158	47	47	100%	178
	All program completers, 2011-12	1				158	15	15	100%	174
<b>SE CORE KNOWLEDGE &amp; APPLICATIONS (5354)</b>  Test Company: ETS Score Range: 100-200	All enrolled students who have completed all nonclinical courses, 2013-14						5			
	Other enrolled students, 2013-14	1				151	7			
	All program completers, 2013-14	15	15	100%	172	151	72	72	100%	176
	All program completers, 2012-13	35	35	100%	174	151	100	100	100%	176
	All program completers, 2011-12	9				151	23	23	100%	173
<b>SE ED OF DEAF AND HARD OF HEARING (5272)</b>  Test Company: ETS Score Range: 100-200	All enrolled students who have completed all nonclinical courses, 2013-14									
	Other enrolled students, 2013-14									
	All program completers, 2013-14						10	10	100%	172
	All program completers, 2012-13									
	All program completers, 2011-12									
<b>SOCIAL STUDIES CONTENT &amp; INTERPRETATION (5086)</b>  Test Company: ETS Score Range: 100-200	All enrolled students who have completed all nonclinical courses, 2013-14	2				153	22	20	91%	165
	Other enrolled students, 2013-14						43	34	79%	163
	All program completers, 2013-14	17	17	100%	164	153	114	104	91%	164
	All program completers, 2012-13	23	19	83%	162	153	113	102	90%	164
	All program completers, 2011-12									

Single Assessment Institution-Level Pass Rate Data: *Traditional Teacher Preparation Program Within IHE*

	<b>HEOA - Title II</b> <b>2013 - 2014 Academic Year</b>
	<b>Institution Name</b>
	<b>Institution Code</b>
	<b>State</b>

WESTERN KENTUCKY UNIVERSITY


1901

Kentucky

February 12, 2015

Assessment Information <sup>1</sup>	Group	Number Taking Assessment	Number Passing Assessment	Institutional Pass Rate	Institutional Average Scaled Score	Assessment Cut Score <sup>2</sup>	Statewide			
							Number Taking Assessment	Number Passing Assessment	Statewide Pass Rate	Statewide Average Scaled Score
<b>SOCIAL STUDIES CONTENT KNOWLEDGE (0081)</b>  Test Company: ETS Score Range: 100-200	All enrolled students who have completed all nonclinical courses, 2013-14									
	Other enrolled students, 2013-14									
	All program completers, 2013-14									
	All program completers, 2012-13						11	10	91%	164
	All program completers, 2011-12	19	19	100%	166	151	151	145	96%	167
<b>SOCIAL STUDIES INTERPRET MATERIALS (0083)</b>  Test Company: ETS Score Range: 100-200	All enrolled students who have completed all nonclinical courses, 2013-14									
	Other enrolled students, 2013-14									
	All program completers, 2013-14									
	All program completers, 2012-13						11	11	100%	169
	All program completers, 2011-12	18	18	100%	171	159	141	136	96%	170
<b>SPANISH CONTENT KNOWLEDGE (0191)</b>  Test Company: ETS Score Range: 100-200	All enrolled students who have completed all nonclinical courses, 2013-14									
	Other enrolled students, 2013-14									
	All program completers, 2013-14									
	All program completers, 2012-13									
	All program completers, 2011-12						2			
<b>SPANISH WORLD LANGUAGE (5195)</b>  Test Company: ETS Score Range: 100-200	All enrolled students who have completed all nonclinical courses, 2013-14						5			
	Other enrolled students, 2013-14						16	12	75%	164
	All program completers, 2013-14	7				168	30	18	60%	167
	All program completers, 2012-13	2				168	16	12	75%	168
	All program completers, 2011-12	6				168	31	30	97%	167

Single Assessment Institution-Level Pass Rate Data: *Traditional Teacher Preparation Program Within IHE*

		<b>HEOA - Title II 2013 - 2014 Academic Year</b>								
Institution Name		WESTERN KENTUCKY UNIVERSITY								
Institution Code		1901								
State		Kentucky								
							February 12, 2015			
Assessment Information <sup>1</sup>	Group	Number Taking Assessment	Number Passing Assessment	Institutional Pass Rate	Institutional Average Scaled Score	Assessment Cut Score <sup>2</sup>	Statewide			
							Number Taking Assessment	Number Passing Assessment	Statewide Pass Rate	Statewide Average Scaled Score
<b>SPEECH LANGUAGE PATHOLOGY (5330)</b>  Test Company: ETS Score Range: 250-990	All enrolled students who have completed all nonclinical courses, 2013-14						9			
	Other enrolled students, 2013-14	25	23	92%	668	600	29	27	93%	672
	All program completers, 2013-14	38	38	100%	683	600	88	88	100%	685
	All program completers, 2012-13	44	44	100%	672	600	104	104	100%	687
	All program completers, 2011-12	30	30	100%	668	600	76	76	100%	676
<b>TECHNOLOGY EDUCATION (DISCONTINUED) (0050)</b>  Test Company: ETS Score Range: 250-990	All enrolled students who have completed all nonclinical courses, 2013-14									
	Other enrolled students, 2013-14									
	All program completers, 2013-14									
	All program completers, 2012-13									
	All program completers, 2011-12	2				600	6			
<b>TECHNOLOGY EDUCATION (5051)</b>  Test Company: ETS Score Range: 100-200	All enrolled students who have completed all nonclinical courses, 2013-14									
	Other enrolled students, 2013-14									
	All program completers, 2013-14	1				159	2			
	All program completers, 2012-13						1			
	All program completers, 2011-12									
<b>THEATRE (0641)</b>  Test Company: ETS Score Range: 100-200	All enrolled students who have completed all nonclinical courses, 2013-14									
	Other enrolled students, 2013-14						1			
	All program completers, 2013-14									
	All program completers, 2012-13						1			
	All program completers, 2011-12									

Note: In cases where there are less than ten students taking the assessment or license/certificate, the number passing and pass rate are not reported.

<sup>1</sup>Tests with multiple delivery options (computer, paper, etc.) will be noted with the assessment code for one format only.

<sup>2</sup>Cut scores may vary for groups depending upon when the cut scores are established by the state and when each group completed their teacher certification or licensure assessment.