


Summary Institution-Level Pass Rate Data: *Traditional Teacher Preparation Program Within IHE*


		HEOA - Title II 2012 - 2013 Academic Year				
Institution Name		WESTERN KENTUCKY UNIVERSITY				
Institution Code		1901				
State		Kentucky				
<small>January 31, 2014</small>						
				Statewide		
Group	Number Taking Assessment¹	Number Passing Assessment²	Institutional Pass Rate	Number Taking Assessment¹	Number Passing Assessment²	Statewide Pass Rate
All program completers, 2012-13	432	364	84%	2632	2395	91%
All program completers, 2011-12	417	402	96%	2625	2566	98%
All program completers, 2010-11	473	464	98%	2679	2629	98%

Note: In cases where there are less than ten students taking the assessment or license/certificate, the number passing and pass rate are not reported.

¹ Number of completers taking one or more assessments within their area of specialization.

² Summary level "Number Taking Assessment" may differ from assessment level "Number Taking Assessment" because each student is counted once at the summary level but may be counted in multiple assessments at the assessment level.


Single Assessment Institution-Level Pass Rate Data: Traditional Teacher Preparation Program Within IHE

	HEOA - Title II 2012 - 2013 Academic Year
	Institution Name WESTERN KENTUCKY UNIVERSITY
	Institution Code 1901
	State Kentucky


January 31, 2014

Assessment Information ¹	Group	Number Taking Assessment	Number Passing Assessment	Institutional Pass Rate	Institutional Average Scaled Score	Assessment Cut Score ²	Statewide			
							Number Taking Assessment	Number Passing Assessment	Statewide Pass Rate	Statewide Average Scaled Score
AGRICULTURE (0700) Test Company: ETS Score Range: 250-990	All enrolled students who have completed all nonclinical courses, 2012-13						9			
	Other enrolled students, 2012-13						5			
	All program completers, 2012-13	2				520	18	17	94%	576
	All program completers, 2011-12	5				520	21	20	95%	578
	All program completers, 2010-11	5				520	34	32	94%	567
ART CONTENT AND ANALYSIS (0135) Test Company: ETS Score Range: 100-200	All enrolled students who have completed all nonclinical courses, 2012-13	2				161	6			
	Other enrolled students, 2012-13						8			
	All program completers, 2012-13	1				161	25	20	80%	167
	All program completers, 2011-12									
	All program completers, 2010-11									
ART CONTENT KNOWLEDGE (0133) Test Company: ETS Score Range: 100-200	All enrolled students who have completed all nonclinical courses, 2012-13									
	Other enrolled students, 2012-13						1			
	All program completers, 2012-13									
	All program completers, 2011-12	9				158	55	55	100%	174
	All program completers, 2010-11	9				158	66	64	97%	171
ART MAKING (0131) Test Company: ETS Score Range: 100-200	All enrolled students who have completed all nonclinical courses, 2012-13									
	Other enrolled students, 2012-13						1			
	All program completers, 2012-13									
	All program completers, 2011-12	9				154	55	52	95%	165
	All program completers, 2010-11	8				154	63	61	97%	165

Single Assessment Institution-Level Pass Rate Data: Traditional Teacher Preparation Program Within IHE

		HEOA - Title II 2012 - 2013 Academic Year									
Institution Name	WESTERN KENTUCKY UNIVERSITY										
Institution Code	1901										
State	Kentucky										
							January 31, 2014				
Assessment Information ¹	Group	Number Taking Assessment	Number Passing Assessment	Institutional Pass Rate	Institutional Average Scaled Score	Assessment Cut Score ²	Statewide				
							Number Taking Assessment	Number Passing Assessment	Statewide Pass Rate	Statewide Average Scaled Score	
BIOLOGY CONTENT KNOWLEDGE (0235) Test Company: ETS Score Range: 100-200	All enrolled students who have completed all nonclinical courses, 2012-13	4				146	14	12	86%	166	
	Other enrolled students, 2012-13						46	42	91%	165	
	All program completers, 2012-13	3				146	41	39	95%	163	
	All program completers, 2011-12	9				146	23	23	100%	164	
	All program completers, 2010-11	5				146	38	38	100%	167	
BUSINESS ED CONTENT KNOWLEDGE (0101) Test Company: ETS Score Range: 100-200	All enrolled students who have completed all nonclinical courses, 2012-13	1				154	4				
	Other enrolled students, 2012-13						19	19	100%	175	
	All program completers, 2012-13	6				154	19	19	100%	173	
	All program completers, 2011-12	5				154	12	12	100%	170	
	All program completers, 2010-11	5				154	9				
BUSINESS ED (0100) Test Company: ETS Score Range: 250-990	All enrolled students who have completed all nonclinical courses, 2012-13						1				
	Other enrolled students, 2012-13						8				
	All program completers, 2012-13						3				
	All program completers, 2011-12						11	11	100%	644	
	All program completers, 2010-11	1				590	21	21	100%	639	
CHEMISTRY CONTENT KNOWLEDGE II (0245) Test Company: ETS Score Range: 100-200	All enrolled students who have completed all nonclinical courses, 2012-13						1				
	Other enrolled students, 2012-13	1				147	10	9	90%	164	
	All program completers, 2012-13	7				147	18	17	94%	162	
	All program completers, 2011-12	5				147	19	19	100%	170	
	All program completers, 2010-11	5				147	14	14	100%	169	


Single Assessment Institution-Level Pass Rate Data: Traditional Teacher Preparation Program Within IHE

	HEOA - Title II 2012 - 2013 Academic Year
	Institution Name WESTERN KENTUCKY UNIVERSITY
	Institution Code 1901
	State Kentucky


January 31, 2014

Assessment Information ¹	Group	Number Taking Assessment	Number Passing Assessment	Institutional Pass Rate	Institutional Average Scaled Score	Assessment Cut Score ²	Statewide			
							Number Taking Assessment	Number Passing Assessment	Statewide Pass Rate	Statewide Average Scaled Score
EARTH AND SPACE SCIENCES - CK (0571) Test Company: ETS Score Range: 100-200	All enrolled students who have completed all nonclinical courses, 2012-13									
	Other enrolled students, 2012-13						2			
	All program completers, 2012-13	1				147	5			
	All program completers, 2011-12						5			
	All program completers, 2010-11	1				147	5			
ED OF DEAF AND HARD OF HEARING (0271) Test Company: ETS Score Range: 100-200	All enrolled students who have completed all nonclinical courses, 2012-13						1			
	Other enrolled students, 2012-13									
	All program completers, 2012-13						4			
	All program completers, 2011-12						5			
	All program completers, 2010-11						7			
ED OF EXCEPTIONAL STUDENTS CORE CK (0353) Test Company: ETS Score Range: 100-200	All enrolled students who have completed all nonclinical courses, 2012-13									
	Other enrolled students, 2012-13						7			
	All program completers, 2012-13									
	All program completers, 2011-12	39	39	100%	176	157	237	234	99%	174
	All program completers, 2010-11	56	56	100%	177	157	357	355	99%	174
ED OF EXCEPTIONAL STUDENTS MTMD (0542) Test Company: ETS Score Range: 100-200	All enrolled students who have completed all nonclinical courses, 2012-13									
	Other enrolled students, 2012-13						6			
	All program completers, 2012-13									
	All program completers, 2011-12	15	15	100%	183	172	173	168	97%	184
	All program completers, 2010-11	20	20	100%	184	172	253	253	100%	183


Single Assessment Institution-Level Pass Rate Data: *Traditional Teacher Preparation Program Within IHE*

		HEOA - Title II 2012 - 2013 Academic Year								
Institution Name		WESTERN KENTUCKY UNIVERSITY								
Institution Code		1901								
State		Kentucky								
							January 31, 2014			
Assessment Information ¹	Group	Number Taking Assessment	Number Passing Assessment	Institutional Pass Rate	Institutional Average Scaled Score	Assessment Cut Score ²	Statewide			
							Number Taking Assessment	Number Passing Assessment	Statewide Pass Rate	Statewide Average Scaled Score
ED OF EXCEPTIONAL STUDENTS STPD (0544) Test Company: ETS Score Range: 100-200	All enrolled students who have completed all nonclinical courses, 2012-13									
	Other enrolled students, 2012-13									
	All program completers, 2012-13									
	All program completers, 2011-12	6				156	9			
	All program completers, 2010-11	11	11	100%	175	156	26	25	96%	177
ELEM ED CONTENT KNOWLEDGE (0014) Test Company: ETS Score Range: 100-200	All enrolled students who have completed all nonclinical courses, 2012-13									
	Other enrolled students, 2012-13						2			
	All program completers, 2012-13									
	All program completers, 2011-12	162	159	98%	165	148	1122	1110	99%	165
	All program completers, 2010-11	176	174	99%	164	148	1156	1144	99%	165
ELEM ED MULTI SUBJ MATHEMATICS (CD) (5033) Test Company: ETS Score Range: 100-200	All enrolled students who have completed all nonclinical courses, 2012-13	53	25	47%	163	164	236	143	61%	165
	Other enrolled students, 2012-13	6				164	251	133	53%	163
	All program completers, 2012-13	125	100	80%	170	164	586	463	79%	171
	All program completers, 2011-12	4				164	11	7	64%	161
	All program completers, 2010-11						3			
ELEM ED MULTI SUBJ READINGLANG ARTS (CD) (5032) Test Company: ETS Score Range: 100-200	All enrolled students who have completed all nonclinical courses, 2012-13	53	44	83%	177	165	236	205	87%	176
	Other enrolled students, 2012-13	6				165	251	212	84%	176
	All program completers, 2012-13	125	119	95%	178	165	586	556	95%	178
	All program completers, 2011-12	4				165	11	8	73%	174
	All program completers, 2010-11						3			


Single Assessment Institution-Level Pass Rate Data: Traditional Teacher Preparation Program Within IHE

		HEOA - Title II 2012 - 2013 Academic Year					January 31, 2014				
Institution Name		WESTERN KENTUCKY UNIVERSITY									
Institution Code		1901									
State		Kentucky									
							Statewide				
Assessment Information¹	Group	Number Taking Assessment	Number Passing Assessment	Institutional Pass Rate	Institutional Average Scaled Score	Assessment Cut Score²	Number Taking Assessment	Number Passing Assessment	Statewide Pass Rate	Statewide Average Scaled Score	
ELEM ED MULTI SUBJ SCIENCES (CD) (5035) Test Company: ETS Score Range: 100-200	All enrolled students who have completed all nonclinical courses, 2012-13	53	31	58%	161	159	236	161	68%	164	
	Other enrolled students, 2012-13	6				159	251	171	68%	164	
	All program completers, 2012-13	125	106	85%	166	159	587	508	87%	168	
	All program completers, 2011-12	4				159	11	8	73%	168	
	All program completers, 2010-11						3				
ELEM ED MULTI SUBJ SOCIAL STUDIES (CD) (5034) Test Company: ETS Score Range: 100-200	All enrolled students who have completed all nonclinical courses, 2012-13	53	34	64%	159	155	236	163	69%	161	
	Other enrolled students, 2012-13	6				155	251	172	69%	161	
	All program completers, 2012-13	125	103	82%	161	155	588	511	87%	165	
	All program completers, 2011-12	4				155	11	9	82%	159	
	All program completers, 2010-11						2				
ENG LANG LIT COMP CONTENT & ANALYSIS (0044) Test Company: ETS Score Range: 100-200	All enrolled students who have completed all nonclinical courses, 2012-13	4				166	27	24	89%	175	
	Other enrolled students, 2012-13	1				166	42	30	71%	176	
	All program completers, 2012-13	12	10	83%	176	166	94	87	93%	177	
	All program completers, 2011-12	1				166	9				
	All program completers, 2010-11	1				166	2				
ENG LANG LIT COMP CONTENT KNOWLEDGE (0041) Test Company: ETS Score Range: 100-200	All enrolled students who have completed all nonclinical courses, 2012-13						3				
	Other enrolled students, 2012-13						2				
	All program completers, 2012-13						6				
	All program completers, 2011-12	10	10	100%	182	160	129	127	98%	181	
	All program completers, 2010-11	26	26	100%	182	160	143	143	100%	179	


Single Assessment Institution-Level Pass Rate Data: Traditional Teacher Preparation Program Within IHE

		HEOA - Title II 2012 - 2013 Academic Year								
Institution Name		WESTERN KENTUCKY UNIVERSITY								
Institution Code		1901								
State		Kentucky								
							January 31, 2014			
Assessment Information ¹	Group	Number Taking Assessment	Number Passing Assessment	Institutional Pass Rate	Institutional Average Scaled Score	Assessment Cut Score ²	Statewide			
							Number Taking Assessment	Number Passing Assessment	Statewide Pass Rate	Statewide Average Scaled Score
ENG LANG LIT COMP ESSAYS (0042) Test Company: ETS Score Range: 100-200	All enrolled students who have completed all nonclinical courses, 2012-13						3			
	Other enrolled students, 2012-13						3			
	All program completers, 2012-13						6			
	All program completers, 2011-12	9				155	127	123	97%	162
	All program completers, 2010-11	25	25	100%	162	155	141	136	96%	160
ENGLISH TO SPEAKERS OF OTHER LANGUAGES II (0361) Test Company: ETS Score Range: 100-200	All enrolled students who have completed all nonclinical courses, 2012-13									
	Other enrolled students, 2012-13									
	All program completers, 2012-13						1			
	All program completers, 2011-12									
	All program completers, 2010-11									
FAMILY AND CONSUMER SCIENCES II (0121) Test Company: ETS Score Range: 100-200	All enrolled students who have completed all nonclinical courses, 2012-13	3				162	9			
	Other enrolled students, 2012-13						2			
	All program completers, 2012-13	2				162	9			
	All program completers, 2011-12	1				162	12	11	92%	173
	All program completers, 2010-11	12	12	100%	171	162	19	19	100%	171
FAMILY AND CONSUMER SCIENCES (0120) Test Company: ETS Score Range: 250-990	All enrolled students who have completed all nonclinical courses, 2012-13									
	Other enrolled students, 2012-13									
	All program completers, 2012-13									
	All program completers, 2011-12									
	All program completers, 2010-11						1			


Single Assessment Institution-Level Pass Rate Data: Traditional Teacher Preparation Program Within IHE

		HEOA - Title II 2012 - 2013 Academic Year									
Institution Name	WESTERN KENTUCKY UNIVERSITY										
Institution Code	1901										
State	Kentucky										
							January 31, 2014				
Assessment Information ¹	Group	Number Taking Assessment	Number Passing Assessment	Institutional Pass Rate	Institutional Average Scaled Score	Assessment Cut Score ²	Statewide				
							Number Taking Assessment	Number Passing Assessment	Statewide Pass Rate	Statewide Average Scaled Score	
FRENCH CONTENT KNOWLEDGE (0173) Test Company: ETS Score Range: 100-200	All enrolled students who have completed all nonclinical courses, 2012-13										
	Other enrolled students, 2012-13										
	All program completers, 2012-13						1				
	All program completers, 2011-12						1				
	All program completers, 2010-11						2				
FRENCH WORLD LANGUAGE (CD) (5174) Test Company: ETS Score Range: 100-200	All enrolled students who have completed all nonclinical courses, 2012-13						1				
	Other enrolled students, 2012-13						1				
	All program completers, 2012-13						6				
	All program completers, 2011-12						6				
	All program completers, 2010-11						2				
GERMAN WORLD LANGUAGE (CD) (5183) Test Company: ETS Score Range: 100-200	All enrolled students who have completed all nonclinical courses, 2012-13										
	Other enrolled students, 2012-13										
	All program completers, 2012-13	1				163	3				
	All program completers, 2011-12						1				
	All program completers, 2010-11										
HEALTH EDUCATION (0550) Test Company: ETS Score Range: 250-990	All enrolled students who have completed all nonclinical courses, 2012-13						3				
	Other enrolled students, 2012-13						1				
	All program completers, 2012-13						7				
	All program completers, 2011-12						28	28	100%	699	
	All program completers, 2010-11	1					630	47	40	85%	681


Single Assessment Institution-Level Pass Rate Data: Traditional Teacher Preparation Program Within IHE

		HEOA - Title II 2012 - 2013 Academic Year								
Institution Name		WESTERN KENTUCKY UNIVERSITY								
Institution Code		1901								
State		Kentucky								
							January 31, 2014			
Assessment Information ¹	Group	Number Taking Assessment	Number Passing Assessment	Institutional Pass Rate	Institutional Average Scaled Score	Assessment Cut Score ²	Statewide			
							Number Taking Assessment	Number Passing Assessment	Statewide Pass Rate	Statewide Average Scaled Score
INTERDIS EARLY CHILD EDUC (0023) Test Company: ETS Score Range: 100-200	All enrolled students who have completed all nonclinical courses, 2012-13	2				166	19	19	100%	179
	Other enrolled students, 2012-13						22	21	95%	178
	All program completers, 2012-13	5				166	120	117	98%	178
	All program completers, 2011-12	8				166	106	103	97%	176
	All program completers, 2010-11	14	14	100%	178	166	137	137	100%	177
LATIN (0600) Test Company: ETS Score Range: 250-990	All enrolled students who have completed all nonclinical courses, 2012-13									
	Other enrolled students, 2012-13						1			
	All program completers, 2012-13						1			
	All program completers, 2011-12									
	All program completers, 2010-11									
LATIN (0601) Test Company: ETS Score Range: 100-200	All enrolled students who have completed all nonclinical courses, 2012-13						1			
	Other enrolled students, 2012-13									
	All program completers, 2012-13									
	All program completers, 2011-12									
	All program completers, 2010-11									
LIBRARY MEDIA SPECIALIST II (0311) Test Company: ETS Score Range: 100-200	All enrolled students who have completed all nonclinical courses, 2012-13									
	Other enrolled students, 2012-13	2				156	2			
	All program completers, 2012-13	1				156	1			
	All program completers, 2011-12	5				156	5			
	All program completers, 2010-11	7				156	7			


Single Assessment Institution-Level Pass Rate Data: Traditional Teacher Preparation Program Within IHE

		HEOA - Title II 2012 - 2013 Academic Year								
Institution Name		WESTERN KENTUCKY UNIVERSITY								
Institution Code		1901								
State		Kentucky								
							January 31, 2014			
Assessment Information ¹	Group	Number Taking Assessment	Number Passing Assessment	Institutional Pass Rate	Institutional Average Scaled Score	Assessment Cut Score ²	Statewide			
							Number Taking Assessment	Number Passing Assessment	Statewide Pass Rate	Statewide Average Scaled Score
LIBRARY MEDIA SPECIALIST (0310) Test Company: ETS Score Range: 250-990	All enrolled students who have completed all nonclinical courses, 2012-13									
	Other enrolled students, 2012-13									
	All program completers, 2012-13									
	All program completers, 2011-12									
	All program completers, 2010-11	1				640	1			
MATH PROOFS MODELS PROBLEMS PART 1 (0063) Test Company: ETS Score Range: 100-200	All enrolled students who have completed all nonclinical courses, 2012-13	4				141	20	19	95%	168
	Other enrolled students, 2012-13	1				141	37	36	97%	166
	All program completers, 2012-13	16	16	100%	160	141	99	97	98%	164
	All program completers, 2011-12	16	16	100%	173	141	96	96	100%	166
	All program completers, 2010-11	14	13	93%	170	141	73	72	99%	166
MATHEMATICS CONTENT KNOWLEDGE (0061) Test Company: ETS Score Range: 100-200	All enrolled students who have completed all nonclinical courses, 2012-13	4				125	20	20	100%	150
	Other enrolled students, 2012-13	2				125	42	37	88%	151
	All program completers, 2012-13	17	17	100%	146	125	102	102	100%	151
	All program completers, 2011-12	16	16	100%	159	125	98	98	100%	152
	All program completers, 2010-11	14	14	100%	161	125	74	74	100%	153
MIDDLE SCHOOL ENGLISH LANGUAGE ARTS (0049) Test Company: ETS Score Range: 100-200	All enrolled students who have completed all nonclinical courses, 2012-13	4				158	27	23	85%	175
	Other enrolled students, 2012-13						40	34	85%	173
	All program completers, 2012-13	28	23	82%	167	158	125	113	90%	173
	All program completers, 2011-12	26	24	92%	174	158	124	121	98%	175
	All program completers, 2010-11	34	33	97%	171	158	142	139	98%	173


Single Assessment Institution-Level Pass Rate Data: Traditional Teacher Preparation Program Within IHE

		HEOA - Title II 2012 - 2013 Academic Year								
Institution Name		WESTERN KENTUCKY UNIVERSITY								
Institution Code		1901								
State		Kentucky								
							January 31, 2014			
Assessment Information ¹	Group	Number Taking Assessment	Number Passing Assessment	Institutional Pass Rate	Institutional Average Scaled Score	Assessment Cut Score ²	Statewide			
							Number Taking Assessment	Number Passing Assessment	Statewide Pass Rate	Statewide Average Scaled Score
MIDDLE SCHOOL MATHEMATICS (0069) Test Company: ETS Score Range: 100-200	All enrolled students who have completed all nonclinical courses, 2012-13	5				148	39	38	97%	172
	Other enrolled students, 2012-13	2				148	69	66	96%	169
	All program completers, 2012-13	23	23	100%	173	148	196	195	99%	173
	All program completers, 2011-12	31	31	100%	172	148	194	194	100%	172
	All program completers, 2010-11	30	30	100%	173	148	160	158	99%	170
MIDDLE SCHOOL SCIENCE (0439) Test Company: ETS Score Range: 100-200	All enrolled students who have completed all nonclinical courses, 2012-13	5				144	32	26	81%	154
	Other enrolled students, 2012-13	1				144	44	40	91%	163
	All program completers, 2012-13	9				144	120	116	97%	160
	All program completers, 2011-12	12	12	100%	171	144	121	118	98%	161
	All program completers, 2010-11	15	15	100%	165	144	113	111	98%	158
MIDDLE SCHOOL SOCIAL STUDIES (0089) Test Company: ETS Score Range: 100-200	All enrolled students who have completed all nonclinical courses, 2012-13	5				149	30	25	83%	166
	Other enrolled students, 2012-13	1				149	36	33	92%	166
	All program completers, 2012-13	33	29	88%	163	149	151	137	91%	164
	All program completers, 2011-12	29	26	90%	163	149	158	149	94%	165
	All program completers, 2010-11	39	38	97%	164	149	207	197	95%	164
MUSIC CONCEPTS AND PROCESSES (0111) Test Company: ETS Score Range: 100-200	All enrolled students who have completed all nonclinical courses, 2012-13						20	20	100%	161
	Other enrolled students, 2012-13	1				145	33	30	91%	160
	All program completers, 2012-13	14	13	93%	156	145	105	99	94%	159
	All program completers, 2011-12	14	14	100%	155	145	105	104	99%	159
	All program completers, 2010-11	18	18	100%	166	145	125	124	99%	162


Single Assessment Institution-Level Pass Rate Data: Traditional Teacher Preparation Program Within IHE

		HEOA - Title II 2012 - 2013 Academic Year								
Institution Name		WESTERN KENTUCKY UNIVERSITY								
Institution Code		1901								
State		Kentucky								
							January 31, 2014			
Assessment Information ¹	Group	Number Taking Assessment	Number Passing Assessment	Institutional Pass Rate	Institutional Average Scaled Score	Assessment Cut Score ²	Statewide			
							Number Taking Assessment	Number Passing Assessment	Statewide Pass Rate	Statewide Average Scaled Score
MUSIC CONTENT KNOWLEDGE (0113) Test Company: ETS Score Range: 100-200	All enrolled students who have completed all nonclinical courses, 2012-13						19	17	89%	168
	Other enrolled students, 2012-13	1				154	31	31	100%	172
	All program completers, 2012-13	16	16	100%	161	154	106	105	99%	167
	All program completers, 2011-12	14	14	100%	167	154	106	105	99%	169
	All program completers, 2010-11	18	16	89%	167	154	127	122	96%	168
PHYSICAL ED ANALYSIS AND DESIGN (0092) Test Company: ETS Score Range: 100-200	All enrolled students who have completed all nonclinical courses, 2012-13									
	Other enrolled students, 2012-13									
	All program completers, 2012-13									
	All program completers, 2011-12	11	11	100%	161	151	94	94	100%	162
	All program completers, 2010-11	5				151	21	21	100%	161
PHYSICAL ED CONTENT AND DESIGN (0095) Test Company: ETS Score Range: 100-200	All enrolled students who have completed all nonclinical courses, 2012-13						5			
	Other enrolled students, 2012-13						8			
	All program completers, 2012-13	8				169	16	11	69%	173
	All program completers, 2011-12	2				169	9			
	All program completers, 2010-11	1				169	1			
PHYSICAL ED CONTENT KNOWLEDGE (0091) Test Company: ETS Score Range: 100-200	All enrolled students who have completed all nonclinical courses, 2012-13									
	Other enrolled students, 2012-13									
	All program completers, 2012-13									
	All program completers, 2011-12	10	8	80%	155	147	54	51	94%	156
	All program completers, 2010-11	8				147	68	68	100%	156


Single Assessment Institution-Level Pass Rate Data: Traditional Teacher Preparation Program Within IHE

		HEOA - Title II 2012 - 2013 Academic Year								
Institution Name		WESTERN KENTUCKY UNIVERSITY								
Institution Code		1901								
State		Kentucky								
							January 31, 2014			
Assessment Information ¹	Group	Number Taking Assessment	Number Passing Assessment	Institutional Pass Rate	Institutional Average Scaled Score	Assessment Cut Score ²	Statewide			
							Number Taking Assessment	Number Passing Assessment	Statewide Pass Rate	Statewide Average Scaled Score
PHYSICS CONTENT KNOWLEDGE II (0265) Test Company: ETS Score Range: 100-200	All enrolled students who have completed all nonclinical courses, 2012-13						1			
	Other enrolled students, 2012-13						7			
	All program completers, 2012-13						4			
	All program completers, 2011-12	3				133	5			
	All program completers, 2010-11	7				133	8			
PRINC LEARNING AND TEACHING 5-9 II (0623) Test Company: ETS Score Range: 100-200	All enrolled students who have completed all nonclinical courses, 2012-13	12	12	100%	174	160	64	61	95%	173
	Other enrolled students, 2012-13	4				160	57	52	91%	172
	All program completers, 2012-13	54	52	96%	172	160	300	292	97%	174
	All program completers, 2011-12	4				160	13	13	100%	173
	All program completers, 2010-11	2				160	8			
PRINC LEARNING AND TEACHING 5-9 (0523) Test Company: ETS Score Range: 100-200	All enrolled students who have completed all nonclinical courses, 2012-13	2				161	8			
	Other enrolled students, 2012-13	1				161	28	20	71%	167
	All program completers, 2012-13	9				161	103	99	96%	171
	All program completers, 2011-12	61	61	100%	172	161	381	375	98%	173
	All program completers, 2010-11	71	69	97%	170	161	395	388	98%	172
PRINC LEARNING AND TEACHING 7-12 II (0624) Test Company: ETS Score Range: 100-200	All enrolled students who have completed all nonclinical courses, 2012-13	26	23	88%	171	160	95	85	89%	171
	Other enrolled students, 2012-13	6				160	136	129	95%	174
	All program completers, 2012-13	78	73	94%	173	160	501	486	97%	175
	All program completers, 2011-12	4				160	15	14	93%	171
	All program completers, 2010-11	1				160	5			


Single Assessment Institution-Level Pass Rate Data: Traditional Teacher Preparation Program Within IHE

		HEOA - Title II 2012 - 2013 Academic Year								
Institution Name		WESTERN KENTUCKY UNIVERSITY								
Institution Code		1901								
State		Kentucky								
							January 31, 2014			
Assessment Information ¹	Group	Number Taking Assessment	Number Passing Assessment	Institutional Pass Rate	Institutional Average Scaled Score	Assessment Cut Score ²	Statewide			
							Number Taking Assessment	Number Passing Assessment	Statewide Pass Rate	Statewide Average Scaled Score
PRINC LEARNING AND TEACHING 7-12 (0524) Test Company: ETS Score Range: 100-200	All enrolled students who have completed all nonclinical courses, 2012-13	3				161	44	40	91%	173
	Other enrolled students, 2012-13						51	41	80%	170
	All program completers, 2012-13	12	12	100%	178	161	171	169	99%	175
	All program completers, 2011-12	85	85	100%	176	161	631	630	100%	176
	All program completers, 2010-11	108	107	99%	175	161	653	652	100%	175
PRINC LEARNING AND TEACHING K-6 II (0622) Test Company: ETS Score Range: 100-200	All enrolled students who have completed all nonclinical courses, 2012-13	50	48	96%	175	160	278	265	95%	174
	Other enrolled students, 2012-13	5				160	261	244	93%	175
	All program completers, 2012-13	144	137	95%	174	160	769	750	98%	175
	All program completers, 2011-12	11	9	82%	170	160	29	26	90%	170
	All program completers, 2010-11						4			
PRINC LEARNING AND TEACHING K-6 (0522) Test Company: ETS Score Range: 100-200	All enrolled students who have completed all nonclinical courses, 2012-13	6				161	57	53	93%	172
	Other enrolled students, 2012-13						75	62	83%	170
	All program completers, 2012-13	45	44	98%	177	161	423	420	99%	177
	All program completers, 2011-12	184	182	99%	177	161	1231	1224	99%	177
	All program completers, 2010-11	206	205	100%	177	161	1269	1262	99%	177
SE CK AND MILD TO MODERATE APPL (0543) Test Company: ETS Score Range: 100-200	All enrolled students who have completed all nonclinical courses, 2012-13						68	65	96%	172
	Other enrolled students, 2012-13	23	23	100%	172	158	116	107	92%	170
	All program completers, 2012-13	33	33	100%	172	158	265	264	100%	173
	All program completers, 2011-12	6				158	94	93	99%	174
	All program completers, 2010-11						2			


Single Assessment Institution-Level Pass Rate Data: Traditional Teacher Preparation Program Within IHE

		HEOA - Title II 2012 - 2013 Academic Year								
Institution Name		WESTERN KENTUCKY UNIVERSITY								
Institution Code		1901								
State		Kentucky								
							January 31, 2014			
Assessment Information ¹	Group	Number Taking Assessment	Number Passing Assessment	Institutional Pass Rate	Institutional Average Scaled Score	Assessment Cut Score ²	Statewide			
							Number Taking Assessment	Number Passing Assessment	Statewide Pass Rate	Statewide Average Scaled Score
SE CK AND SEVERE TO PROF APPL (0545) Test Company: ETS Score Range: 100-200	All enrolled students who have completed all nonclinical courses, 2012-13						6			
	Other enrolled students, 2012-13	2				158	7			
	All program completers, 2012-13	23	23	100%	175	158	46	46	100%	178
	All program completers, 2011-12	1				158	15	15	100%	174
	All program completers, 2010-11						1			
SE CORE KNOWLEDGE & APPLICATIONS (0354) Test Company: ETS Score Range: 100-200	All enrolled students who have completed all nonclinical courses, 2012-13						9			
	Other enrolled students, 2012-13	5				151	10	9	90%	171
	All program completers, 2012-13	32	32	100%	174	151	93	93	100%	176
	All program completers, 2011-12	9				151	23	23	100%	173
	All program completers, 2010-11						4			
SE STUDENTS WMENTAL RETARDATION (0321) Test Company: ETS Score Range: 100-200	All enrolled students who have completed all nonclinical courses, 2012-13									
	Other enrolled students, 2012-13									
	All program completers, 2012-13									
	All program completers, 2011-12									
	All program completers, 2010-11	2				146	2			
SOCIAL STUDIES CONTENT & INTERPRET (0086) Test Company: ETS Score Range: 100-200	All enrolled students who have completed all nonclinical courses, 2012-13	5				153	16	9	56%	157
	Other enrolled students, 2012-13						32	28	88%	166
	All program completers, 2012-13	23	17	74%	161	153	112	97	87%	163
	All program completers, 2011-12									
	All program completers, 2010-11									

Single Assessment Institution-Level Pass Rate Data: Traditional Teacher Preparation Program Within IHE


		HEOA - Title II 2012 - 2013 Academic Year								
Institution Name		WESTERN KENTUCKY UNIVERSITY								
Institution Code		1901								
State		Kentucky								
							Statewide January 31, 2014			
Assessment Information ¹	Group	Number Taking Assessment	Number Passing Assessment	Institutional Pass Rate	Institutional Average Scaled Score	Assessment Cut Score ²	Number Taking Assessment	Number Passing Assessment	Statewide Pass Rate	Statewide Average Scaled Score
SOCIAL STUDIES CONTENT KNOWLEDGE (0081) Test Company: ETS Score Range: 100-200	All enrolled students who have completed all nonclinical courses, 2012-13						2			
	Other enrolled students, 2012-13						9			
	All program completers, 2012-13						11	10	91%	164
	All program completers, 2011-12	19	19	100%	166	151	151	145	96%	167
	All program completers, 2010-11	15	15	100%	169	151	138	135	98%	169
SOCIAL STUDIES INTERPRET MATERIALS (0083) Test Company: ETS Score Range: 100-200	All enrolled students who have completed all nonclinical courses, 2012-13									
	Other enrolled students, 2012-13						7			
	All program completers, 2012-13						11	11	100%	169
	All program completers, 2011-12	18	18	100%	171	159	141	136	96%	170
	All program completers, 2010-11	15	15	100%	171	159	136	134	99%	170
SPANISH CONTENT KNOWLEDGE (0191) Test Company: ETS Score Range: 100-200	All enrolled students who have completed all nonclinical courses, 2012-13									
	Other enrolled students, 2012-13						2			
	All program completers, 2012-13									
	All program completers, 2011-12						2			
	All program completers, 2010-11	3				160	16	16	100%	174
SPANISH WORLD LANGUAGE (CD) (5195) Test Company: ETS Score Range: 100-200	All enrolled students who have completed all nonclinical courses, 2012-13	4				168	9			
	Other enrolled students, 2012-13						22	15	68%	162
	All program completers, 2012-13	2				168	16	11	69%	168
	All program completers, 2011-12	6				168	31	30	97%	167
	All program completers, 2010-11						10	10	100%	156

Single Assessment Institution-Level Pass Rate Data: Traditional Teacher Preparation Program Within IHE

		HEOA - Title II 2012 - 2013 Academic Year									
Institution Name		WESTERN KENTUCKY UNIVERSITY									
Institution Code		1901									
State		Kentucky									
							Statewide				
Assessment Information ¹	Group	Number Taking Assessment	Number Passing Assessment	Institutional Pass Rate	Institutional Average Scaled Score	Assessment Cut Score ²	Number Taking Assessment	Number Passing Assessment	Statewide Pass Rate	Statewide Average Scaled Score	
SPEECH LANGUAGE PATHOLOGY (0330) Test Company: ETS Score Range: 250-990	All enrolled students who have completed all nonclinical courses, 2012-13						7				
	Other enrolled students, 2012-13	30	28	93%	677	600	37	35	95%	679	
	All program completers, 2012-13	44	43	98%	671	600	104	103	99%	686	
	All program completers, 2011-12	30	30	100%	668	600	75	75	100%	675	
	All program completers, 2010-11	47	47	100%	674	600	98	98	100%	675	
TECHNOLOGY EDUCATION II (0051) Test Company: ETS Score Range: 100-200	All enrolled students who have completed all nonclinical courses, 2012-13	1				159	1				
	Other enrolled students, 2012-13										
	All program completers, 2012-13						1				
	All program completers, 2011-12										
	All program completers, 2010-11										
TECHNOLOGY EDUCATION (0050) Test Company: ETS Score Range: 250-990	All enrolled students who have completed all nonclinical courses, 2012-13										
	Other enrolled students, 2012-13										
	All program completers, 2012-13										
	All program completers, 2011-12	2				600	6				
	All program completers, 2010-11	1				600	4				
THEATRE (0640) Test Company: ETS Score Range: 250-990	All enrolled students who have completed all nonclinical courses, 2012-13										
	Other enrolled students, 2012-13										
	All program completers, 2012-13										
	All program completers, 2011-12										
	All program completers, 2010-11						1				

January 31, 2014

Single Assessment Institution-Level Pass Rate Data: Traditional Teacher Preparation Program Within IHE

	HEOA - Title II 2012 - 2013 Academic Year
	Institution Name WESTERN KENTUCKY UNIVERSITY
	Institution Code 1901
	State Kentucky

January 31, 2014

Assessment Information ¹	Group	Number Taking Assessment	Number Passing Assessment	Institutional Pass Rate	Institutional Average Scaled Score	Assessment Cut Score ²	Statewide			
							Number Taking Assessment	Number Passing Assessment	Statewide Pass Rate	Statewide Average Scaled Score
THEATRE (0641) Test Company: ETS Score Range: 100-200	All enrolled students who have completed all nonclinical courses, 2012-13									
	Other enrolled students, 2012-13									
	All program completers, 2012-13						1			
	All program completers, 2011-12									
	All program completers, 2010-11									

Note: In cases where there are less than ten students taking the assessment or license/certificate, the number passing and pass rate are not reported.

¹Tests with multiple delivery options (computer, paper, etc.) will be noted with the assessment code for one format only.

²Cut scores may vary for groups depending upon when the cut scores are established by the state and when each group completed their teacher certification or licensure assessment.