



Single Assessment Institution-Level Pass Rate Data: Traditional Teacher Preparation Program Within IHE

	HEOA - Title II 2010 - 2011 Academic Year	
	Institution Name	WESTERN KENTUCKY UNIVERSITY
	Institution Code	1901
	State	Kentucky

April 9, 2012

Assessment Information ¹	Group	Number Taking Assessment	Number Passing Assessment	Institutional Pass Rate	Institutional Average Scaled Score	Assessment Cut Score ²	Statewide			
							Number Taking Assessment	Number Passing Assessment	Statewide Pass Rate	Statewide Average Scaled Score
AGRICULTURE (0700) Test Company: ETS Score Range: 250-990	All enrolled students who have completed all nonclinical courses, 2010-11						3			
	Other enrolled students, 2010-11						9			
	All program completers, 2010-11	5				520	34	30	88%	563
	All program completers, 2009-10	9				520	38	37	97%	568
	All program completers, 2008-09	5				520	29	28	97%	576
ART CONTENT KNOWLEDGE (0133) Test Company: ETS Score Range: 100-200	All enrolled students who have completed all nonclinical courses, 2010-11	1				158	10	8	80%	170
	Other enrolled students, 2010-11						36	35	97%	172
	All program completers, 2010-11	9				158	64	60	94%	171
	All program completers, 2009-10	4				158	62	61	98%	172
	All program completers, 2008-09	4				154	47	46	98%	172
ART MAKING (0131) Test Company: ETS Score Range: 100-200	All enrolled students who have completed all nonclinical courses, 2010-11	1				154	10	10	100%	165
	Other enrolled students, 2010-11						36	34	94%	163
	All program completers, 2010-11	8				154	60	59	98%	165
	All program completers, 2009-10	4				154	62	61	98%	166
	All program completers, 2008-09	4				154	45	42	93%	163
BIOLOGY CONTENT KNOWLEDGE (0235) Test Company: ETS Score Range: 100-200	All enrolled students who have completed all nonclinical courses, 2010-11	4				146	9			
	Other enrolled students, 2010-11						25	25	100%	167
	All program completers, 2010-11	5				146	38	38	100%	167
	All program completers, 2009-10	2				146	31	31	100%	165
	All program completers, 2008-09	2				146	29	29	100%	165


Single Assessment Institution-Level Pass Rate Data: Traditional Teacher Preparation Program Within IHE

	HEOA - Title II 2010 - 2011 Academic Year	
	Institution Name	WESTERN KENTUCKY UNIVERSITY
	Institution Code	1901
	State	Kentucky

April 9, 2012

Assessment Information ¹	Group	Number Taking Assessment	Number Passing Assessment	Institutional Pass Rate	Institutional Average Scaled Score	Assessment Cut Score ²	Statewide			
							Number Taking Assessment	Number Passing Assessment	Statewide Pass Rate	Statewide Average Scaled Score
BUSINESS EDUCATION: CONTENT KNOWLEDGE (0101) Test Company: ETS Score Range: 100-200	All enrolled students who have completed all nonclinical courses, 2010-11									
	Other enrolled students, 2010-11	3				154	8			
	All program completers, 2010-11	5				154	8			
	All program completers, 2009-10									
	All program completers, 2008-09									
BUSINESS EDUCATION (0100) Test Company: ETS Score Range: 250-990	All enrolled students who have completed all nonclinical courses, 2010-11						3			
	Other enrolled students, 2010-11						29	29	100%	657
	All program completers, 2010-11	1				590	21	21	100%	639
	All program completers, 2009-10	7				590	30	30	100%	645
	All program completers, 2008-09	7				590	27	27	100%	651
CHEMISTRY CONTENT KNOWLEDGE II (0245) Test Company: ETS Score Range: 100-200	All enrolled students who have completed all nonclinical courses, 2010-11	1				147	2			
	Other enrolled students, 2010-11						14	13	93%	159
	All program completers, 2010-11	5				147	14	14	100%	169
	All program completers, 2009-10	2				147	10	9	90%	162
	All program completers, 2008-09						5			
EARTH AND SPACE SCIENCES - CONTENT KNOWLEDGE (0571) Test Company: ETS Score Range: 100-200	All enrolled students who have completed all nonclinical courses, 2010-11									
	Other enrolled students, 2010-11						5			
	All program completers, 2010-11	1				147	5			
	All program completers, 2009-10									
	All program completers, 2008-09						6			


Single Assessment Institution-Level Pass Rate Data: Traditional Teacher Preparation Program Within IHE

	HEOA - Title II 2010 - 2011 Academic Year	
	Institution Name	WESTERN KENTUCKY UNIVERSITY
	Institution Code	1901
	State	Kentucky

April 9, 2012

Assessment Information ¹	Group	Number Taking Assessment	Number Passing Assessment	Institutional Pass Rate	Institutional Average Scaled Score	Assessment Cut Score ²	Statewide			
							Number Taking Assessment	Number Passing Assessment	Statewide Pass Rate	Statewide Average Scaled Score
ED OF DEAF AND HARD OF HEARING (0271) Test Company: ETS Score Range: 100-200	All enrolled students who have completed all nonclinical courses, 2010-11									
	Other enrolled students, 2010-11									
	All program completers, 2010-11						7			
	All program completers, 2009-10						10	8	80%	171
	All program completers, 2008-09						10	8	80%	172
ED OF EXCEPTIONAL STUDENTS: CORE CK (0353) Test Company: ETS Score Range: 100-200	All enrolled students who have completed all nonclinical courses, 2010-11						60	52	87%	171
	Other enrolled students, 2010-11	36	35	97%	176	157	218	184	84%	170
	All program completers, 2010-11	55	55	100%	177	157	360	353	98%	174
	All program completers, 2009-10	44	44	100%	175	157	369	367	99%	174
	All program completers, 2008-09	41	41	100%	175	157	320	318	99%	174
ED OF EXCEPTIONAL STUDENTS: MTMD (0542) Test Company: ETS Score Range: 100-200	All enrolled students who have completed all nonclinical courses, 2010-11						32	26	81%	180
	Other enrolled students, 2010-11	18	18	100%	184	172	158	127	80%	180
	All program completers, 2010-11	20	20	100%	184	172	252	250	99%	183
	All program completers, 2009-10	18	17	94%	182	172	267	264	99%	183
	All program completers, 2008-09	25	24	96%	181	172	242	240	99%	184
ED OF EXCEPTIONAL STUDENTS: STPD (0544) Test Company: ETS Score Range: 100-200	All enrolled students who have completed all nonclinical courses, 2010-11									
	Other enrolled students, 2010-11						5			
	All program completers, 2010-11	11	11	100%	175	156	26	23	88%	174
	All program completers, 2009-10	13	12	92%	167	156	28	27	96%	169
	All program completers, 2008-09	13	12	92%	173	156	21	20	95%	173

Single Assessment Institution-Level Pass Rate Data: Traditional Teacher Preparation Program Within IHE


	HEOA - Title II 2010 - 2011 Academic Year
	Institution Name
	Institution Code
	State

WESTERN KENTUCKY UNIVERSITY
1901
Kentucky

April 9, 2012

Assessment Information ¹	Group	Number Taking Assessment	Number Passing Assessment	Institutional Pass Rate	Institutional Average Scaled Score	Assessment Cut Score ²	Statewide			
							Number Taking Assessment	Number Passing Assessment	Statewide Pass Rate	Statewide Average Scaled Score
ELEM ED CURR INSTRUC ASSESSMENT (0011) Test Company: ETS Score Range: 100-200	All enrolled students who have completed all nonclinical courses, 2010-11									
	Other enrolled students, 2010-11									
	All program completers, 2010-11									
	All program completers, 2009-10	15	15	100%	181	163	45	45	100%	182
	All program completers, 2008-09									
ELEMENTARY ED CONTENT KNOWLEDGE (0014) Test Company: ETS Score Range: 100-200	All enrolled students who have completed all nonclinical courses, 2010-11	63	57	90%	162	148	139	128	92%	161
	Other enrolled students, 2010-11	4				148	589	545	93%	163
	All program completers, 2010-11	176	172	98%	164	148	1156	1132	98%	165
	All program completers, 2009-10	180	176	98%	165	148	1171	1160	99%	166
	All program completers, 2008-09	191	190	99%	167	148	1173	1156	99%	166
ENG LANG LIT COMP CONTENT KNOWLEDGE (0041) Test Company: ETS Score Range: 100-200	All enrolled students who have completed all nonclinical courses, 2010-11	1				160	21	20	95%	178
	Other enrolled students, 2010-11						104	101	97%	180
	All program completers, 2010-11	27	26	96%	181	160	140	138	99%	179
	All program completers, 2009-10	20	18	90%	174	160	115	113	98%	180
	All program completers, 2008-09	20	19	95%	185	160	123	120	98%	181
ENG LANG LIT COMP ESSAYS (0042) Test Company: ETS Score Range: 100-200	All enrolled students who have completed all nonclinical courses, 2010-11	1				155	21	19	90%	159
	Other enrolled students, 2010-11						91	76	84%	159
	All program completers, 2010-11	25	24	96%	162	155	137	129	94%	160
	All program completers, 2009-10	20	15	75%	158	155	115	108	94%	161
	All program completers, 2008-09	20	19	95%	161	155	120	116	97%	161


Single Assessment Institution-Level Pass Rate Data: *Traditional Teacher Preparation Program Within IHE*

	HEOA - Title II 2010 - 2011 Academic Year	
	Institution Name	WESTERN KENTUCKY UNIVERSITY
	Institution Code	1901
	State	Kentucky

April 9, 2012

Assessment Information ¹	Group	Number Taking Assessment	Number Passing Assessment	Institutional Pass Rate	Institutional Average Scaled Score	Assessment Cut Score ²	Statewide			
							Number Taking Assessment	Number Passing Assessment	Statewide Pass Rate	Statewide Average Scaled Score
ENGLISH TO SPEAKERS OF OTHER LANGUAGES (0360) Test Company: ETS Score Range: 250-990	All enrolled students who have completed all nonclinical courses, 2010-11									
	Other enrolled students, 2010-11									
	All program completers, 2010-11									
	All program completers, 2009-10									
	All program completers, 2008-09						1			
FAMILY AND CONSUMER SCIENCES II (0121) Test Company: ETS Score Range: 100-200	All enrolled students who have completed all nonclinical courses, 2010-11	1				162	1			
	Other enrolled students, 2010-11						2			
	All program completers, 2010-11	12	11	92%	171	162	19	17	89%	170
	All program completers, 2009-10	6				162	19	19	100%	171
	All program completers, 2008-09	7				162	18	17	94%	168
FAMILY AND CONSUMER SCIENCES (0120) Test Company: ETS Score Range: 250-990	All enrolled students who have completed all nonclinical courses, 2010-11									
	Other enrolled students, 2010-11									
	All program completers, 2010-11						1			
	All program completers, 2009-10						1			
	All program completers, 2008-09	4				600	7			
FRENCH CONTENT KNOWLEDGE (0173) Test Company: ETS Score Range: 100-200	All enrolled students who have completed all nonclinical courses, 2010-11									
	Other enrolled students, 2010-11						1			
	All program completers, 2010-11						2			
	All program completers, 2009-10						5			
	All program completers, 2008-09									


Single Assessment Institution-Level Pass Rate Data: *Traditional Teacher Preparation Program Within IHE*

	HEOA - Title II 2010 - 2011 Academic Year	
	Institution Name	WESTERN KENTUCKY UNIVERSITY
	Institution Code	1901
	State	Kentucky

April 9, 2012

Assessment Information ¹	Group	Number Taking Assessment	Number Passing Assessment	Institutional Pass Rate	Institutional Average Scaled Score	Assessment Cut Score ²	Statewide			
							Number Taking Assessment	Number Passing Assessment	Statewide Pass Rate	Statewide Average Scaled Score
FRENCH: WORLD LANGUAGE (5174) Test Company: ETS Score Range: 100-200	All enrolled students who have completed all nonclinical courses, 2010-11									
	Other enrolled students, 2010-11						5			
	All program completers, 2010-11						2			
	All program completers, 2009-10									
	All program completers, 2008-09									
GERMAN CONTENT KNOWLEDGE (0181) Test Company: ETS Score Range: 100-200	All enrolled students who have completed all nonclinical courses, 2010-11									
	Other enrolled students, 2010-11						3			
	All program completers, 2010-11									
	All program completers, 2009-10						1			
	All program completers, 2008-09						2			
HEALTH EDUCATION (0550) Test Company: ETS Score Range: 250-990	All enrolled students who have completed all nonclinical courses, 2010-11						4			
	Other enrolled students, 2010-11						5			
	All program completers, 2010-11						45	38	84%	681
	All program completers, 2009-10						61	58	95%	687
	All program completers, 2008-09						74	71	96%	690
INTERDIS EARLY CHILD EDUC (0023) Test Company: ETS Score Range: 100-200	All enrolled students who have completed all nonclinical courses, 2010-11	1				166	13	13	100%	171
	Other enrolled students, 2010-11	1				166	52	50	96%	174
	All program completers, 2010-11	14	14	100%	178	166	136	136	100%	177
	All program completers, 2009-10	11	11	100%	176	166	61	61	100%	177
	All program completers, 2008-09									


Single Assessment Institution-Level Pass Rate Data: *Traditional Teacher Preparation Program Within IHE*

	HEOA - Title II 2010 - 2011 Academic Year	
	Institution Name	WESTERN KENTUCKY UNIVERSITY
	Institution Code	1901
	State	Kentucky

April 9, 2012

Assessment Information ¹	Group	Number Taking Assessment	Number Passing Assessment	Institutional Pass Rate	Institutional Average Scaled Score	Assessment Cut Score ²	Statewide			
							Number Taking Assessment	Number Passing Assessment	Statewide Pass Rate	Statewide Average Scaled Score
LATIN (0600) Test Company: ETS Score Range: 250-990	All enrolled students who have completed all nonclinical courses, 2010-11									
	Other enrolled students, 2010-11									
	All program completers, 2010-11									
	All program completers, 2009-10						2			
	All program completers, 2008-09									
LIBRARY MEDIA SPECIALIST II (0311) Test Company: ETS Score Range: 100-200	All enrolled students who have completed all nonclinical courses, 2010-11									
	Other enrolled students, 2010-11									
	All program completers, 2010-11	7				156	7			
	All program completers, 2009-10									
	All program completers, 2008-09									
LIBRARY MEDIA SPECIALIST (0310) Test Company: ETS Score Range: 250-990	All enrolled students who have completed all nonclinical courses, 2010-11									
	Other enrolled students, 2010-11									
	All program completers, 2010-11	1				640	1			
	All program completers, 2009-10									
	All program completers, 2008-09									
MATH PROOFS MODELS PROBLEMS PART 1 (0063) Test Company: ETS Score Range: 100-200	All enrolled students who have completed all nonclinical courses, 2010-11	5				141	15	14	93%	169
	Other enrolled students, 2010-11						53	50	94%	162
	All program completers, 2010-11	13	12	92%	170	141	73	72	99%	165
	All program completers, 2009-10	11	11	100%	159	141	87	87	100%	165
	All program completers, 2008-09	7				141	61	61	100%	165


Single Assessment Institution-Level Pass Rate Data: Traditional Teacher Preparation Program Within IHE

	HEOA - Title II 2010 - 2011 Academic Year	
	Institution Name	WESTERN KENTUCKY UNIVERSITY
	Institution Code	1901
	State	Kentucky

April 9, 2012

Assessment Information ¹	Group	Number Taking Assessment	Number Passing Assessment	Institutional Pass Rate	Institutional Average Scaled Score	Assessment Cut Score ²	Statewide			
							Number Taking Assessment	Number Passing Assessment	Statewide Pass Rate	Statewide Average Scaled Score
MATHEMATICS: CONTENT KNOWLEDGE (0061) Test Company: ETS Score Range: 100-200	All enrolled students who have completed all nonclinical courses, 2010-11	5				125	15	15	100%	155
	Other enrolled students, 2010-11						56	48	86%	144
	All program completers, 2010-11	13	13	100%	162	125	74	73	99%	153
	All program completers, 2009-10	11	11	100%	146	125	87	87	100%	148
	All program completers, 2008-09	7				141	62	61	98%	150
MIDDLE SCHOOL ENGLISH LANGUAGE ARTS (0049) Test Company: ETS Score Range: 100-200	All enrolled students who have completed all nonclinical courses, 2010-11	5				158	12	8	67%	165
	Other enrolled students, 2010-11	2				158	59	55	93%	176
	All program completers, 2010-11	34	32	94%	170	158	142	137	96%	173
	All program completers, 2009-10	31	30	97%	175	158	135	127	94%	174
	All program completers, 2008-09	18	18	100%	174	157	125	124	99%	174
MIDDLE SCHOOL MATHEMATICS (0069) Test Company: ETS Score Range: 100-200	All enrolled students who have completed all nonclinical courses, 2010-11	10	10	100%	177	148	19	19	100%	173
	Other enrolled students, 2010-11	4				148	89	85	96%	172
	All program completers, 2010-11	31	31	100%	173	148	157	155	99%	170
	All program completers, 2009-10	26	26	100%	170	148	180	177	98%	169
	All program completers, 2008-09	21	21	100%	174	148	160	159	99%	170
MIDDLE SCHOOL SCIENCE (0439) Test Company: ETS Score Range: 100-200	All enrolled students who have completed all nonclinical courses, 2010-11	3				144	10	8	80%	159
	Other enrolled students, 2010-11						56	52	93%	162
	All program completers, 2010-11	15	14	93%	164	144	113	103	91%	158
	All program completers, 2009-10	15	15	100%	159	144	111	110	99%	158
	All program completers, 2008-09	16	16	100%	161	139	94	94	100%	159

Single Assessment Institution-Level Pass Rate Data: Traditional Teacher Preparation Program Within IHE

	HEOA - Title II 2010 - 2011 Academic Year
	Institution Name
	Institution Code
	State

WESTERN KENTUCKY UNIVERSITY


1901

Kentucky

April 9, 2012

Assessment Information ¹	Group	Number Taking Assessment	Number Passing Assessment	Institutional Pass Rate	Institutional Average Scaled Score	Assessment Cut Score ²	Statewide			
							Number Taking Assessment	Number Passing Assessment	Statewide Pass Rate	Statewide Average Scaled Score
MIDDLE SCHOOL SOCIAL STUDIES (0089) Test Company: ETS Score Range: 100-200	All enrolled students who have completed all nonclinical courses, 2010-11	7				149	11	8	73%	159
	Other enrolled students, 2010-11	2				149	65	57	88%	167
	All program completers, 2010-11	38	34	89%	162	149	205	189	92%	163
	All program completers, 2009-10	44	42	95%	165	149	186	176	95%	166
	All program completers, 2008-09	26	24	92%	162	149	181	175	97%	166
MUSIC CONCEPTS AND PROCESSES (0111) Test Company: ETS Score Range: 100-200	All enrolled students who have completed all nonclinical courses, 2010-11	1				145	11	11	100%	160
	Other enrolled students, 2010-11						31	30	97%	162
	All program completers, 2010-11	18	18	100%	166	145	124	121	98%	162
	All program completers, 2009-10	17	17	100%	164	145	100	96	96%	160
	All program completers, 2008-09	27	27	100%	160	145	114	111	97%	159
MUSIC CONTENT KNOWLEDGE (0113) Test Company: ETS Score Range: 100-200	All enrolled students who have completed all nonclinical courses, 2010-11	1				154	11	9	82%	166
	Other enrolled students, 2010-11						32	27	84%	165
	All program completers, 2010-11	18	15	83%	165	154	126	119	94%	168
	All program completers, 2009-10	17	17	100%	170	154	103	103	100%	170
	All program completers, 2008-09	27	27	100%	167	154	117	117	100%	168
PHYSICAL ED ANALYSIS AND DESIGN (0092) Test Company: ETS Score Range: 100-200	All enrolled students who have completed all nonclinical courses, 2010-11						2			
	Other enrolled students, 2010-11						5			
	All program completers, 2010-11	6				151	21	21	100%	161
	All program completers, 2009-10	15	15	100%	161	151	86	86	100%	161
	All program completers, 2008-09	11	11	100%	160	151	97	96	99%	161


Single Assessment Institution-Level Pass Rate Data: Traditional Teacher Preparation Program Within IHE

	HEOA - Title II 2010 - 2011 Academic Year
	Institution Name WESTERN KENTUCKY UNIVERSITY
	Institution Code 1901
	State Kentucky

April 9, 2012

Assessment Information ¹	Group	Number Taking Assessment	Number Passing Assessment	Institutional Pass Rate	Institutional Average Scaled Score	Assessment Cut Score ²	Statewide			
							Number Taking Assessment	Number Passing Assessment	Statewide Pass Rate	Statewide Average Scaled Score
PHYSICAL ED: CONTENT KNOWLEDGE (0091) Test Company: ETS Score Range: 100-200	All enrolled students who have completed all nonclinical courses, 2010-11	1				147	8			
	Other enrolled students, 2010-11						25	24	96%	157
	All program completers, 2010-11	6				147	65	65	100%	156
	All program completers, 2009-10	15	15	100%	158	147	90	90	100%	158
	All program completers, 2008-09	11	11	100%	155	147	100	99	99%	156
PHYSICS CONTENT KNOWLEDGE II (0265) Test Company: ETS Score Range: 100-200	All enrolled students who have completed all nonclinical courses, 2010-11						1			
	Other enrolled students, 2010-11									
	All program completers, 2010-11	7				133	8			
	All program completers, 2009-10						1			
	All program completers, 2008-09						1			
PRINCIPLES LEARNING AND TEACHING 5-9 (0523) Test Company: ETS Score Range: 100-200	All enrolled students who have completed all nonclinical courses, 2010-11	14	11	79%	171	161	31	22	71%	169
	Other enrolled students, 2010-11	4				161	93	76	82%	169
	All program completers, 2010-11	72	67	93%	169	161	394	377	96%	172
	All program completers, 2009-10	63	63	100%	171	161	380	373	98%	173
	All program completers, 2008-09	53	51	96%	171	161	349	344	99%	173
PRINCIPLES LEARNING AND TEACHING 7-12 (0524) Test Company: ETS Score Range: 100-200	All enrolled students who have completed all nonclinical courses, 2010-11	19	19	100%	177	161	78	73	94%	174
	Other enrolled students, 2010-11	1				161	222	209	94%	173
	All program completers, 2010-11	106	103	97%	175	161	653	644	99%	175
	All program completers, 2009-10	88	88	100%	174	161	641	637	99%	176
	All program completers, 2008-09	76	76	100%	176	161	587	586	100%	175


Single Assessment Institution-Level Pass Rate Data: Traditional Teacher Preparation Program Within IHE

	HEOA - Title II 2010 - 2011 Academic Year	
	Institution Name	WESTERN KENTUCKY UNIVERSITY
	Institution Code	1901
	State	Kentucky

April 9, 2012

Assessment Information ¹	Group	Number Taking Assessment	Number Passing Assessment	Institutional Pass Rate	Institutional Average Scaled Score	Assessment Cut Score ²	Statewide			
							Number Taking Assessment	Number Passing Assessment	Statewide Pass Rate	Statewide Average Scaled Score
PRINCIPLES LEARNING AND TEACHING K-6 (0522) Test Company: ETS Score Range: 100-200	All enrolled students who have completed all nonclinical courses, 2010-11	63	60	95%	176	161	144	136	94%	175
	Other enrolled students, 2010-11	3				161	406	374	92%	175
	All program completers, 2010-11	205	202	99%	177	161	1266	1248	99%	177
	All program completers, 2009-10	224	222	99%	178	161	1317	1311	100%	177
	All program completers, 2008-09	224	222	99%	177	161	1291	1285	100%	177
SE STUDENTS WMENTAL RETARDATION (0321) Test Company: ETS Score Range: 100-200	All enrolled students who have completed all nonclinical courses, 2010-11									
	Other enrolled students, 2010-11									
	All program completers, 2010-11	2				146	2			
	All program completers, 2009-10									
	All program completers, 2008-09									
SOCIAL STUDIES: CONTENT KNOWLEDGE (0081) Test Company: ETS Score Range: 100-200	All enrolled students who have completed all nonclinical courses, 2010-11	4				151	13	13	100%	167
	Other enrolled students, 2010-11	1				151	88	79	90%	165
	All program completers, 2010-11	15	15	100%	169	151	135	132	98%	169
	All program completers, 2009-10	24	24	100%	168	151	150	148	99%	168
	All program completers, 2008-09	20	19	95%	169	151	159	156	98%	168
SOCIAL STUDIES: INTERPRET MATERIALS (0083) Test Company: ETS Score Range: 100-200	All enrolled students who have completed all nonclinical courses, 2010-11	3				159	12	12	100%	167
	Other enrolled students, 2010-11	1				159	77	71	92%	168
	All program completers, 2010-11	15	15	100%	171	159	132	130	98%	170
	All program completers, 2009-10	24	24	100%	166	159	147	144	98%	169
	All program completers, 2008-09	20	20	100%	172	159	153	151	99%	170


Single Assessment Institution-Level Pass Rate Data: Traditional Teacher Preparation Program Within IHE

	HEOA - Title II 2010 - 2011 Academic Year	
	Institution Name	WESTERN KENTUCKY UNIVERSITY
	Institution Code	1901
	State	Kentucky

April 9, 2012

Assessment Information ¹	Group	Number Taking Assessment	Number Passing Assessment	Institutional Pass Rate	Institutional Average Scaled Score	Assessment Cut Score ²	Statewide			
							Number Taking Assessment	Number Passing Assessment	Statewide Pass Rate	Statewide Average Scaled Score
SPANISH CONTENT KNOWLEDGE (0191) Test Company: ETS Score Range: 100-200	All enrolled students who have completed all nonclinical courses, 2010-11									
	Other enrolled students, 2010-11						9			
	All program completers, 2010-11	3				160	16	16	100%	174
	All program completers, 2009-10	3				160	35	34	97%	175
	All program completers, 2008-09	1				160	14	14	100%	170
SPANISH: WORLD LANGUAGE (5195) Test Company: ETS Score Range: 100-200	All enrolled students who have completed all nonclinical courses, 2010-11	1				168	3			
	Other enrolled students, 2010-11						11	11	100%	151
	All program completers, 2010-11						10	10	100%	156
	All program completers, 2009-10									
	All program completers, 2008-09									
SPEECH-LANGUAGE PATHOLOGY (0330) Test Company: ETS Score Range: 250-990	All enrolled students who have completed all nonclinical courses, 2010-11						4			
	Other enrolled students, 2010-11	9				600	16	15	94%	674
	All program completers, 2010-11	47	46	98%	672	600	98	97	99%	674
	All program completers, 2009-10	29	29	100%	636	600	90	89	99%	660
	All program completers, 2008-09	20	19	95%	645	600	66	64	97%	675
TECHNOLOGY EDUCATION (0050) Test Company: ETS Score Range: 250-990	All enrolled students who have completed all nonclinical courses, 2010-11	1				600	3			
	Other enrolled students, 2010-11						2			
	All program completers, 2010-11	1				600	4			
	All program completers, 2009-10						3			
	All program completers, 2008-09						4			

Single Assessment Institution-Level Pass Rate Data: Traditional Teacher Preparation Program Within IHE

	HEOA - Title II 2010 - 2011 Academic Year
	Institution Name
	Institution Code
	State

WESTERN KENTUCKY UNIVERSITY

1901

Kentucky

April 9, 2012

Assessment Information ¹	Group	Number Taking Assessment	Number Passing Assessment	Institutional Pass Rate	Institutional Average Scaled Score	Assessment Cut Score ²	Statewide			
							Number Taking Assessment	Number Passing Assessment	Statewide Pass Rate	Statewide Average Scaled Score
THEATRE (0640) Test Company: ETS Score Range: 250-990	All enrolled students who have completed all nonclinical courses, 2010-11									
	Other enrolled students, 2010-11									
	All program completers, 2010-11						1			
	All program completers, 2009-10									
	All program completers, 2008-09							2		

¹Tests with multiple delivery options (computer, paper, etc.) will be noted with the assessment code for the paper format only.

²Cut scores may vary for groups depending upon when the cut scores are established by the state and when each group completed their teacher certification or licensure assessment.