



Single Assessment Institution-Level Pass Rate Data: *Traditional Teacher Preparation Program Within IHE*

	<b>HEOA - Title II</b> <b>2009 - 2010 Academic Year</b>	
	Institution Name	WESTERN KENTUCKY UNIVERSITY
	Institution Code	1901
	State	Kentucky

March 25, 2011

Assessment Information <sup>1</sup>	Group	Number Taking Assessment	Number Passing Assessment	Institutional Pass Rate	Institutional Average Scaled Score	Assessment Cut Score <sup>2</sup>	Statewide			
							Number Taking Assessment	Number Passing Assessment	Statewide Pass Rate	Statewide Average Scaled Score
<b>AGRICULTURE (0700)</b>  Test Company: ETS Score Range: 250-990	All enrolled students who have completed all nonclinical courses, 2009-10	2				520	9			
	Other enrolled students, 2009-10						5			
	All program completers, 2009-10	9				520	38	36	95%	567
	All program completers, 2008-09	5				520	29	28	97%	575
	All program completers, 2007-08	9				520	28	27	96%	561
<b>ART CONTENT KNOWLEDGE (0133)</b>  Test Company: ETS Score Range: 100-200	All enrolled students who have completed all nonclinical courses, 2009-10	2				158	18	16	89%	169
	Other enrolled students, 2009-10	1				158	19	16	84%	170
	All program completers, 2009-10	4				158	61	58	95%	171
	All program completers, 2008-09	4				154	47	46	98%	172
	All program completers, 2007-08	9				158	48	46	96%	170
<b>ART MAKING (0131)</b>  Test Company: ETS Score Range: 100-200	All enrolled students who have completed all nonclinical courses, 2009-10	1				154	16	12	75%	163
	Other enrolled students, 2009-10						17	15	88%	164
	All program completers, 2009-10	4				154	61	58	95%	165
	All program completers, 2008-09	4				154	45	41	91%	162
	All program completers, 2007-08	8				154	43	38	88%	163
<b>BIOLOGY CONTENT KNOWLEDGE (0235)</b>  Test Company: ETS Score Range: 100-200	All enrolled students who have completed all nonclinical courses, 2009-10	1				146	12	12	100%	168
	Other enrolled students, 2009-10	1				146	21	19	90%	167
	All program completers, 2009-10	2				146	31	31	100%	165
	All program completers, 2008-09	2				146	29	29	100%	165
	All program completers, 2007-08	2				146	34	34	100%	164


Single Assessment Institution-Level Pass Rate Data: *Traditional Teacher Preparation Program Within IHE*

	<b>HEOA - Title II 2009 - 2010 Academic Year</b>	
	Institution Name	WESTERN KENTUCKY UNIVERSITY
	Institution Code	1901
	State	Kentucky

March 25, 2011

Assessment Information <sup>1</sup>	Group	Number Taking Assessment	Number Passing Assessment	Institutional Pass Rate	Institutional Average Scaled Score	Assessment Cut Score <sup>2</sup>	Statewide			
							Number Taking Assessment	Number Passing Assessment	Statewide Pass Rate	Statewide Average Scaled Score
<b>BUSINESS EDUCATION (0100)</b>  Test Company: ETS Score Range: 250-990	All enrolled students who have completed all nonclinical courses, 2009-10						4			
	Other enrolled students, 2009-10						19	19	100%	653
	All program completers, 2009-10	7				590	30	30	100%	646
	All program completers, 2008-09	7				590	27	27	100%	651
	All program completers, 2007-08	9				590	27	27	100%	658
<b>CHEMISTRY CONTENT KNOWLEDGE II (0245)</b>  Test Company: ETS Score Range: 100-200	All enrolled students who have completed all nonclinical courses, 2009-10						1			
	Other enrolled students, 2009-10	2				147	6			
	All program completers, 2009-10	2				147	10	9	90%	162
	All program completers, 2008-09						5			
	All program completers, 2007-08						5			
<b>CHEMISTRY CONTENT KNOWLEDGE (0241)</b>  Test Company: ETS Score Range: 100-200	All enrolled students who have completed all nonclinical courses, 2009-10									
	Other enrolled students, 2009-10						1			
	All program completers, 2009-10									
	All program completers, 2008-09									
	All program completers, 2007-08									
<b>EARTH AND SPACE SCIENCES - CONTENT KNOWLEDGE (0571)</b>  Test Company: ETS Score Range: 100-200	All enrolled students who have completed all nonclinical courses, 2009-10									
	Other enrolled students, 2009-10						4			
	All program completers, 2009-10									
	All program completers, 2008-09						6			
	All program completers, 2007-08	1				145	5			


Single Assessment Institution-Level Pass Rate Data: *Traditional Teacher Preparation Program Within IHE*

	<b>HEOA - Title II 2009 - 2010 Academic Year</b>	
	Institution Name	WESTERN KENTUCKY UNIVERSITY
	Institution Code	1901
	State	Kentucky

March 25, 2011

Assessment Information <sup>1</sup>	Group	Number Taking Assessment	Number Passing Assessment	Institutional Pass Rate	Institutional Average Scaled Score	Assessment Cut Score <sup>2</sup>	Statewide			
							Number Taking Assessment	Number Passing Assessment	Statewide Pass Rate	Statewide Average Scaled Score
<b>ED OF DEAF AND HARD OF HEARING (0271)</b>  Test Company: ETS Score Range: 100-200	All enrolled students who have completed all nonclinical courses, 2009-10						2			
	Other enrolled students, 2009-10									
	All program completers, 2009-10						10	7	70%	170
	All program completers, 2008-09						10	7	70%	172
	All program completers, 2007-08						8			
<b>ED OF EXCEPTIONAL STUDENTS: CORE CK (0353)</b>  Test Company: ETS Score Range: 100-200	All enrolled students who have completed all nonclinical courses, 2009-10	2				157	61	57	93%	172
	Other enrolled students, 2009-10	23	23	100%	176	157	142	122	86%	170
	All program completers, 2009-10	44	44	100%	175	157	368	365	99%	174
	All program completers, 2008-09	41	41	100%	175	157	320	318	99%	174
	All program completers, 2007-08	32	32	100%	175	157	257	254	99%	174
<b>ED OF EXCEPTIONAL STUDENTS: MTMD (0542)</b>  Test Company: ETS Score Range: 100-200	All enrolled students who have completed all nonclinical courses, 2009-10	2				172	48	39	81%	179
	Other enrolled students, 2009-10	6				172	94	69	73%	178
	All program completers, 2009-10	18	16	89%	181	172	266	260	98%	183
	All program completers, 2008-09	25	24	96%	181	172	242	240	99%	184
	All program completers, 2007-08	18	17	94%	181	172	177	172	97%	183
<b>ED OF EXCEPTIONAL STUDENTS: STPD (0544)</b>  Test Company: ETS Score Range: 100-200	All enrolled students who have completed all nonclinical courses, 2009-10						1			
	Other enrolled students, 2009-10						1			
	All program completers, 2009-10	13	12	92%	167	156	28	27	96%	169
	All program completers, 2008-09	13	12	92%	173	156	21	20	95%	173
	All program completers, 2007-08	6				156	12	12	100%	173


Single Assessment Institution-Level Pass Rate Data: *Traditional Teacher Preparation Program Within IHE*

	<b>HEOA - Title II 2009 - 2010 Academic Year</b>	
	Institution Name	WESTERN KENTUCKY UNIVERSITY
	Institution Code	1901
	State	Kentucky

March 25, 2011

Assessment Information <sup>1</sup>	Group	Number Taking Assessment	Number Passing Assessment	Institutional Pass Rate	Institutional Average Scaled Score	Assessment Cut Score <sup>2</sup>	Statewide			
							Number Taking Assessment	Number Passing Assessment	Statewide Pass Rate	Statewide Average Scaled Score
<b>ELEM ED CURR INSTRUC ASSESSMENT (0011)</b>  Test Company: ETS Score Range: 100-200	All enrolled students who have completed all nonclinical courses, 2009-10									
	Other enrolled students, 2009-10									
	All program completers, 2009-10	2				163	5			
	All program completers, 2008-09									
	All program completers, 2007-08									
<b>ELEMENTARY ED CONTENT KNOWLEDGE (0014)</b>  Test Company: ETS Score Range: 100-200	All enrolled students who have completed all nonclinical courses, 2009-10	64	57	89%	164	148	352	323	92%	164
	Other enrolled students, 2009-10	9				148	282	240	85%	161
	All program completers, 2009-10	194	188	97%	165	148	1204	1185	98%	166
	All program completers, 2008-09	191	190	99%	167	148	1170	1153	99%	166
	All program completers, 2007-08	194	191	98%	165	148	1340	1316	98%	165
<b>ENG LANG LIT COMP CONTENT KNOWLEDGE (0041)</b>  Test Company: ETS Score Range: 100-200	All enrolled students who have completed all nonclinical courses, 2009-10	6				160	30	29	97%	176
	Other enrolled students, 2009-10						70	64	91%	181
	All program completers, 2009-10	18	16	89%	175	160	113	109	96%	180
	All program completers, 2008-09	19	19	100%	186	160	122	120	98%	181
	All program completers, 2007-08	17	17	100%	176	160	113	111	98%	178
<b>ENG LANG LIT COMP ESSAYS (0042)</b>  Test Company: ETS Score Range: 100-200	All enrolled students who have completed all nonclinical courses, 2009-10	5				155	29	21	72%	155
	Other enrolled students, 2009-10						58	42	72%	157
	All program completers, 2009-10	18	15	83%	159	155	113	107	95%	162
	All program completers, 2008-09	20	19	95%	161	155	120	116	97%	161
	All program completers, 2007-08	16	15	94%	158	155	106	100	94%	161


Single Assessment Institution-Level Pass Rate Data: *Traditional Teacher Preparation Program Within IHE*

	<b>HEOA - Title II</b> <b>2009 - 2010 Academic Year</b>	
	Institution Name	WESTERN KENTUCKY UNIVERSITY
	Institution Code	1901
	State	Kentucky

March 25, 2011

Assessment Information <sup>1</sup>	Group	Number Taking Assessment	Number Passing Assessment	Institutional Pass Rate	Institutional Average Scaled Score	Assessment Cut Score <sup>2</sup>	Statewide			
							Number Taking Assessment	Number Passing Assessment	Statewide Pass Rate	Statewide Average Scaled Score
<b>ENGLISH TO SPEAKERS OF OTHER LANGUAGES (0360)</b>  Test Company: ETS Score Range: 250-990	All enrolled students who have completed all nonclinical courses, 2009-10									
	Other enrolled students, 2009-10									
	All program completers, 2009-10									
	All program completers, 2008-09						1			
	All program completers, 2007-08									
<b>FAMILY AND CONSUMER SCIENCES II (0121)</b>  Test Company: ETS Score Range: 100-200	All enrolled students who have completed all nonclinical courses, 2009-10	3				162	5			
	Other enrolled students, 2009-10						1			
	All program completers, 2009-10	6				162	18	18	100%	172
	All program completers, 2008-09	7				162	18	17	94%	168
	All program completers, 2007-08									
<b>FAMILY AND CONSUMER SCIENCES (0120)</b>  Test Company: ETS Score Range: 250-990	All enrolled students who have completed all nonclinical courses, 2009-10						1			
	Other enrolled students, 2009-10									
	All program completers, 2009-10						1			
	All program completers, 2008-09	4				600	7			
	All program completers, 2007-08	2				600	19	18	95%	639
<b>FRENCH CONTENT KNOWLEDGE (0173)</b>  Test Company: ETS Score Range: 100-200	All enrolled students who have completed all nonclinical courses, 2009-10						1			
	Other enrolled students, 2009-10						2			
	All program completers, 2009-10						5			
	All program completers, 2008-09									
	All program completers, 2007-08	1					159	10	10	100%


Single Assessment Institution-Level Pass Rate Data: *Traditional Teacher Preparation Program Within IHE*

	<b>HEOA - Title II 2009 - 2010 Academic Year</b>	
	Institution Name	WESTERN KENTUCKY UNIVERSITY
	Institution Code	1901
	State	Kentucky

March 25, 2011

Assessment Information <sup>1</sup>	Group	Number Taking Assessment	Number Passing Assessment	Institutional Pass Rate	Institutional Average Scaled Score	Assessment Cut Score <sup>2</sup>	Statewide			
							Number Taking Assessment	Number Passing Assessment	Statewide Pass Rate	Statewide Average Scaled Score
<b>GERMAN CONTENT KNOWLEDGE (0181)</b>  Test Company: ETS Score Range: 100-200	All enrolled students who have completed all nonclinical courses, 2009-10									
	Other enrolled students, 2009-10						3			
	All program completers, 2009-10						1			
	All program completers, 2008-09						2			
	All program completers, 2007-08						4			
<b>HEALTH EDUCATION (0550)</b>  Test Company: ETS Score Range: 250-990	All enrolled students who have completed all nonclinical courses, 2009-10						15	11	73%	677
	Other enrolled students, 2009-10						3			
	All program completers, 2009-10						60	57	95%	687
	All program completers, 2008-09						73	70	96%	689
	All program completers, 2007-08						69	68	99%	702
<b>INTERDIS EARLY CHILD EDUC (0023)</b>  Test Company: ETS Score Range: 100-200	All enrolled students who have completed all nonclinical courses, 2009-10	1				166	32	32	100%	175
	Other enrolled students, 2009-10						33	33	100%	175
	All program completers, 2009-10	9				166	58	58	100%	177
	All program completers, 2008-09									
	All program completers, 2007-08									
<b>LATIN (0600)</b>  Test Company: ETS Score Range: 250-990	All enrolled students who have completed all nonclinical courses, 2009-10									
	Other enrolled students, 2009-10									
	All program completers, 2009-10						2			
	All program completers, 2008-09									
	All program completers, 2007-08									


Single Assessment Institution-Level Pass Rate Data: *Traditional Teacher Preparation Program Within IHE*

	<b>HEOA - Title II 2009 - 2010 Academic Year</b>	
	Institution Name	WESTERN KENTUCKY UNIVERSITY
	Institution Code	1901
	State	Kentucky

March 25, 2011

Assessment Information <sup>1</sup>	Group	Number Taking Assessment	Number Passing Assessment	Institutional Pass Rate	Institutional Average Scaled Score	Assessment Cut Score <sup>2</sup>	Statewide			
							Number Taking Assessment	Number Passing Assessment	Statewide Pass Rate	Statewide Average Scaled Score
<b>MATH PROOFS MODELS PROBLEMS PART 1 (0063)</b>  Test Company: ETS Score Range: 100-200	All enrolled students who have completed all nonclinical courses, 2009-10	6				141	26	25	96%	163
	Other enrolled students, 2009-10						25	24	96%	166
	All program completers, 2009-10	11	11	100%	159	141	87	87	100%	165
	All program completers, 2008-09	7				141	61	61	100%	165
	All program completers, 2007-08	8				141	68	68	100%	166
<b>MATHEMATICS: CONTENT KNOWLEDGE (0061)</b>  Test Company: ETS Score Range: 100-200	All enrolled students who have completed all nonclinical courses, 2009-10	6				125	26	25	96%	148
	Other enrolled students, 2009-10						26	22	85%	149
	All program completers, 2009-10	11	11	100%	146	125	87	87	100%	148
	All program completers, 2008-09	7				141	62	61	98%	149
	All program completers, 2007-08	9				125	71	71	100%	151
<b>MIDDLE SCHOOL ENGLISH LANGUAGE ARTS (0049)</b>  Test Company: ETS Score Range: 100-200	All enrolled students who have completed all nonclinical courses, 2009-10	6				158	24	16	67%	165
	Other enrolled students, 2009-10	1				158	43	36	84%	174
	All program completers, 2009-10	29	28	97%	176	158	134	125	93%	174
	All program completers, 2008-09	18	18	100%	174	157	125	124	99%	174
	All program completers, 2007-08	29	28	97%	170	157	158	154	97%	173
<b>MIDDLE SCHOOL MATHEMATICS (0069)</b>  Test Company: ETS Score Range: 100-200	All enrolled students who have completed all nonclinical courses, 2009-10	11	11	100%	171	148	39	38	97%	167
	Other enrolled students, 2009-10	3				148	55	52	95%	170
	All program completers, 2009-10	26	26	100%	170	148	180	177	98%	169
	All program completers, 2008-09	21	21	100%	174	148	160	159	99%	170
	All program completers, 2007-08	23	23	100%	168	148	151	149	99%	170

Single Assessment Institution-Level Pass Rate Data: *Traditional Teacher Preparation Program Within IHE*


	<b>HEOA - Title II</b> <b>2009 - 2010 Academic Year</b>	
	Institution Name	WESTERN KENTUCKY UNIVERSITY
	Institution Code	1901
	State	Kentucky

March 25, 2011

Assessment Information <sup>1</sup>	Group	Number Taking Assessment	Number Passing Assessment	Institutional Pass Rate	Institutional Average Scaled Score	Assessment Cut Score <sup>2</sup>	Statewide			
							Number Taking Assessment	Number Passing Assessment	Statewide Pass Rate	Statewide Average Scaled Score
<b>MIDDLE SCHOOL SCIENCE (0439)</b>  Test Company: ETS Score Range: 100-200	All enrolled students who have completed all nonclinical courses, 2009-10	4				144	26	21	81%	155
	Other enrolled students, 2009-10	1				144	29	24	83%	159
	All program completers, 2009-10	15	15	100%	159	144	111	107	96%	158
	All program completers, 2008-09	16	16	100%	161	139	94	94	100%	159
	All program completers, 2007-08	12	12	100%	160	139	80	79	99%	160
<b>MIDDLE SCHOOL SOCIAL STUDIES (0089)</b>  Test Company: ETS Score Range: 100-200	All enrolled students who have completed all nonclinical courses, 2009-10	9				149	46	37	80%	162
	Other enrolled students, 2009-10	3				149	50	42	84%	164
	All program completers, 2009-10	43	41	95%	166	149	185	174	94%	166
	All program completers, 2008-09	26	24	92%	162	149	181	174	96%	166
	All program completers, 2007-08	33	30	91%	162	149	163	158	97%	166
<b>MUSIC CONCEPTS AND PROCESSES (0111)</b>  Test Company: ETS Score Range: 100-200	All enrolled students who have completed all nonclinical courses, 2009-10	1				145	32	30	94%	158
	Other enrolled students, 2009-10						12	7	58%	155
	All program completers, 2009-10	16	16	100%	163	145	96	92	96%	160
	All program completers, 2008-09	27	27	100%	160	145	114	111	97%	159
	All program completers, 2007-08	13	13	100%	163	145	97	93	96%	160
<b>MUSIC CONTENT KNOWLEDGE (0113)</b>  Test Company: ETS Score Range: 100-200	All enrolled students who have completed all nonclinical courses, 2009-10	1				154	32	27	84%	168
	Other enrolled students, 2009-10						11	11	100%	168
	All program completers, 2009-10	16	16	100%	171	154	101	101	100%	170
	All program completers, 2008-09	27	27	100%	167	154	117	117	100%	168
	All program completers, 2007-08	13	13	100%	166	154	99	93	94%	167



**Single Assessment Institution-Level Pass Rate Data: Traditional Teacher Preparation Program Within IHE**

	<b>HEOA - Title II 2009 - 2010 Academic Year</b>
	<b>Institution Name</b>
	<b>Institution Code</b>
	<b>State</b>

WESTERN KENTUCKY UNIVERSITY


1901

Kentucky

March 25, 2011

Assessment Information <sup>1</sup>	Group	Number Taking Assessment	Number Passing Assessment	Institutional Pass Rate	Institutional Average Scaled Score	Assessment Cut Score <sup>2</sup>	Statewide			
							Number Taking Assessment	Number Passing Assessment	Statewide Pass Rate	Statewide Average Scaled Score
<b>PHYSICAL ED ANALYSIS AND DESIGN (0092)</b>  Test Company: ETS Score Range: 100-200	All enrolled students who have completed all nonclinical courses, 2009-10	2				151	23	23	100%	161
	Other enrolled students, 2009-10						7			
	All program completers, 2009-10	15	14	93%	159	151	85	83	98%	161
	All program completers, 2008-09	11	11	100%	160	151	96	95	99%	161
	All program completers, 2007-08	15	15	100%	163	151	95	94	99%	163
<b>PHYSICAL ED: CONTENT KNOWLEDGE (0091)</b>  Test Company: ETS Score Range: 100-200	All enrolled students who have completed all nonclinical courses, 2009-10	2				147	23	23	100%	159
	Other enrolled students, 2009-10						9			
	All program completers, 2009-10	15	15	100%	158	147	90	89	99%	158
	All program completers, 2008-09	11	11	100%	155	147	100	98	98%	156
	All program completers, 2007-08	16	16	100%	157	147	101	99	98%	157
<b>PHYSICS CONTENT KNOWLEDGE II (0265)</b>  Test Company: ETS Score Range: 100-200	All enrolled students who have completed all nonclinical courses, 2009-10									
	Other enrolled students, 2009-10	2				133	4			
	All program completers, 2009-10						1			
	All program completers, 2008-09						1			
	All program completers, 2007-08						6			
<b>PRINCIPLES LEARNING AND TEACHING 5-9 (0523)</b>  Test Company: ETS Score Range: 100-200	All enrolled students who have completed all nonclinical courses, 2009-10	17	12	71%	165	161	71	60	85%	169
	Other enrolled students, 2009-10	2				161	55	46	84%	169
	All program completers, 2009-10	62	60	97%	171	161	377	365	97%	173
	All program completers, 2008-09	53	51	96%	171	161	349	343	98%	173
	All program completers, 2007-08	54	52	96%	171	161	328	323	98%	173

**Single Assessment Institution-Level Pass Rate Data: Traditional Teacher Preparation Program Within IHE**

	<b>HEOA - Title II 2009 - 2010 Academic Year</b>
	<b>Institution Name</b>
	<b>Institution Code</b>
	<b>State</b>

WESTERN KENTUCKY UNIVERSITY


1901

Kentucky

March 25, 2011

Assessment Information <sup>1</sup>	Group	Number Taking Assessment	Number Passing Assessment	Institutional Pass Rate	Institutional Average Scaled Score	Assessment Cut Score <sup>2</sup>	Statewide			
							Number Taking Assessment	Number Passing Assessment	Statewide Pass Rate	Statewide Average Scaled Score
<b>PRINCIPLES LEARNING AND TEACHING 7-12 (0524)</b>  Test Company: ETS Score Range: 100-200	All enrolled students who have completed all nonclinical courses, 2009-10	17	15	88%	171	161	131	119	91%	172
	Other enrolled students, 2009-10	2				161	83	76	92%	173
	All program completers, 2009-10	84	83	99%	174	161	631	626	99%	176
	All program completers, 2008-09	76	76	100%	176	161	587	586	100%	175
	All program completers, 2007-08	85	83	98%	175	161	616	608	99%	175
<b>PRINCIPLES LEARNING AND TEACHING K-6 (0522)</b>  Test Company: ETS Score Range: 100-200	All enrolled students who have completed all nonclinical courses, 2009-10	64	58	91%	174	161	347	323	93%	175
	Other enrolled students, 2009-10	8				161	202	183	91%	173
	All program completers, 2009-10	222	220	99%	177	161	1308	1290	99%	177
	All program completers, 2008-09	224	222	99%	177	161	1288	1281	99%	177
	All program completers, 2007-08	219	215	98%	175	161	1447	1433	99%	176
<b>SE BEHAVIORAL/EMOTIONAL (0371)</b>  Test Company: ETS Score Range: 100-200	All enrolled students who have completed all nonclinical courses, 2009-10									
	Other enrolled students, 2009-10						1			
	All program completers, 2009-10									
	All program completers, 2008-09									
	All program completers, 2007-08									
<b>SE STUDENTS W/MENTAL RETARDATION (0321)</b>  Test Company: ETS Score Range: 100-200	All enrolled students who have completed all nonclinical courses, 2009-10	2				146	2			
	Other enrolled students, 2009-10									
	All program completers, 2009-10									
	All program completers, 2008-09									
	All program completers, 2007-08									

**Single Assessment Institution-Level Pass Rate Data: Traditional Teacher Preparation Program Within IHE**


	<b>HEOA - Title II 2009 - 2010 Academic Year</b>
	<b>Institution Name</b>
	<b>Institution Code</b>
	<b>State</b>

WESTERN KENTUCKY UNIVERSITY  
1901  
Kentucky

March 25, 2011

Assessment Information <sup>1</sup>	Group	Number Taking Assessment	Number Passing Assessment	Institutional Pass Rate	Institutional Average Scaled Score	Assessment Cut Score <sup>2</sup>	Statewide			
							Number Taking Assessment	Number Passing Assessment	Statewide Pass Rate	Statewide Average Scaled Score
<b>SOCIAL STUDIES: CONTENT KNOWLEDGE (0081)</b>  Test Company: ETS Score Range: 100-200	All enrolled students who have completed all nonclinical courses, 2009-10	2				151	25	23	92%	165
	Other enrolled students, 2009-10						63	57	90%	165
	All program completers, 2009-10	24	21	88%	167	151	148	144	97%	168
	All program completers, 2008-09	20	19	95%	169	151	159	155	97%	168
	All program completers, 2007-08	22	22	100%	171	151	164	160	98%	168
<b>SOCIAL STUDIES: INTERPRET MATERIALS (0083)</b>  Test Company: ETS Score Range: 100-200	All enrolled students who have completed all nonclinical courses, 2009-10	2				159	25	23	92%	167
	Other enrolled students, 2009-10						57	48	84%	166
	All program completers, 2009-10	24	23	96%	166	159	146	141	97%	169
	All program completers, 2008-09	20	20	100%	172	159	153	150	98%	170
	All program completers, 2007-08	22	22	100%	172	159	160	157	98%	170
<b>SPANISH CONTENT KNOWLEDGE (0191)</b>  Test Company: ETS Score Range: 100-200	All enrolled students who have completed all nonclinical courses, 2009-10	1				160	6			
	Other enrolled students, 2009-10						12	7	58%	164
	All program completers, 2009-10	3				160	35	34	97%	175
	All program completers, 2008-09	1				160	14	14	100%	170
	All program completers, 2007-08	2				160	16	16	100%	175
<b>SPEECH-LANGUAGE PATHOLOGY (0330)</b>  Test Company: ETS Score Range: 250-990	All enrolled students who have completed all nonclinical courses, 2009-10						1			
	Other enrolled students, 2009-10	16	15	94%	666	600	16	15	94%	666
	All program completers, 2009-10	29	28	97%	634	600	89	87	98%	659
	All program completers, 2008-09	20	19	95%	645	600	66	64	97%	675
	All program completers, 2007-08	21	21	100%	660	600	61	61	100%	670

Single Assessment Institution-Level Pass Rate Data: *Traditional Teacher Preparation Program Within IHE*

	<b>HEOA - Title II 2009 - 2010 Academic Year</b>
	<b>Institution Name</b>
	<b>Institution Code</b>
	<b>State</b>

WESTERN KENTUCKY UNIVERSITY

1901

Kentucky


March 25, 2011

Assessment Information <sup>1</sup>	Group	Number Taking Assessment	Number Passing Assessment	Institutional Pass Rate	Institutional Average Scaled Score	Assessment Cut Score <sup>2</sup>	Statewide			
							Number Taking Assessment	Number Passing Assessment	Statewide Pass Rate	Statewide Average Scaled Score
<b>TECHNOLOGY EDUCATION (0050)</b>  Test Company: ETS Score Range: 250-990	All enrolled students who have completed all nonclinical courses, 2009-10						1			
	Other enrolled students, 2009-10						1			
	All program completers, 2009-10						3			
	All program completers, 2008-09						4			
	All program completers, 2007-08	1				600	2			
<b>THEATRE (0640)</b>  Test Company: ETS Score Range: 250-990	All enrolled students who have completed all nonclinical courses, 2009-10						1			
	Other enrolled students, 2009-10									
	All program completers, 2009-10									
	All program completers, 2008-09						2			
	All program completers, 2007-08						1			

<sup>1</sup>Tests with multiple delivery options (computer, paper, etc.) will be noted with the assessment code for the paper format only.

<sup>2</sup>Cut scores may vary for groups depending upon when the cut scores are established by the state and when each group completed their teacher certification or licensure assessment.

Summary Institution-Level Pass Rate Data: *Traditional Teacher Preparation Program Within IHE*

		<b>HEOA - Title II 2009 - 2010 Academic Year</b>				
<b>Institution Name</b>		WESTERN KENTUCKY UNIVERSITY				
<b>Institution Code</b>		1901				
<b>State</b>		Kentucky				
<i>March 25, 2011</i>						
				<b>Statewide</b>		
<i>Group</i>	<i>Number Taking Assessment<sup>1</sup></i>	<i>Number Passing Assessment<sup>2</sup></i>	<i>Institutional Pass Rate</i>	<i>Number Taking Assessment<sup>1</sup></i>	<i>Number Passing Assessment<sup>2</sup></i>	<i>Statewide Pass Rate</i>
All program completers, 2009-10	433	410	95%	2587	2506	97%
All program completers, 2008-09	399	390	98%	2413	2357	98%
All program completers, 2007-08	398	385	97%	2550	2486	97%

<sup>1</sup> Number of completers taking one or more assessments within their area of specialization.

<sup>2</sup> Number who passed all assessments taken within their area of specialization.