



Single-Assessment Institution Level Pass-Rate Data: Regular Teacher Preparation Program

	HEA - Title II 2007-2008 Academic Year						
Institution Name	WESTERN KENTUCKY UNIVERSITY						
Institution Code	1901						
State	Kentucky						
Number of Program Completers Submitted	402						
Number of Program Completers found, matched, and used in passing rate Calculations¹	394						
<i>January 15, 2009</i>							
					Statewide		
<i>Type of Assessment</i>	<i>Assessment Code Number</i>	<i>Number Taking Assessment</i>	<i>Number Passing Assessment</i>	<i>Institutional Pass Rate</i>	<i>Number Taking Assessment</i>	<i>Number Passing Assessment</i>	<i>Statewide Pass Rate</i>
Professional Knowledge							
PRINCIPLES LEARNING & TEACHING K-6	522	215	209	97%	1431	1406	98%
PRINCIPLES LEARNING & TEACHING 5-9	523	54	51	94%	320	309	97%
PRINCIPLES LEARNING & TEACHING 7-12	524	85	81	95%	610	598	98%
Academic Content Areas							
ELEM ED CURR INSTRUC ASSESSMENT	011				1		
ELEMENTARY ED CONTENT KNOWLEDGE	014	190	184	97%	1325	1286	97%
ENG LANG LIT COMP CONTENT KNOWLEDGE	041	17	16	94%	113	109	96%
ENG LANG LIT COMP ESSAYS	042	16	14	88%	106	96	91%
MIDDLE SCHOOL ENGLISH LANGUAGE ARTS	049	29	28	97%	157	147	94%
MATHEMATICS: CONTENT KNOWLEDGE	061	9			70	70	100%
MATH PROOFS MODELS PROBLEMS PART 1	063	8			68	68	100%
MIDDLE SCHOOL MATHEMATICS	069	23	23	100%	150	148	99%
SOCIAL STUDIES: CONTENT KNOWLEDGE	081	22	22	100%	164	156	95%
SOCIAL STUDIES: INTERPRET MATERIALS	083	22	21	95%	160	154	96%
MIDDLE SCHOOL SOCIAL STUDIES	089	32	30	94%	160	156	98%
PHYSICAL ED: CONTENT KNOWLEDGE	091	16	16	100%	101	97	96%
PHYSICAL ED ANALYSIS AND DESIGN	092	15	15	100%	91	89	98%
BUSINESS EDUCATION	100	9			27	27	100%
MUSIC CONCEPTS AND PROCESSES	111	13	13	100%	96	91	95%
MUSIC CONTENT KNOWLEDGE	113	13	13	100%	98	91	93%


¹ The number of program completers found, matched and used in the passing rate calculation will not equal the sum of the column labeled "Number Taking Assessment" since a completer can take more than one assessment.

Single-Assessment Institution Level Pass-Rate Data: Regular Teacher Preparation Program

		HEA - Title II 2007-2008 Academic Year					
Institution Name	WESTERN KENTUCKY UNIVERSITY						
Institution Code	1901						
State	Kentucky						
Number of Program Completers Submitted	402						
Number of Program Completers found, matched, and used in passing rate Calculations¹	394						
<i>January 15, 2009</i>							
					Statewide		
<i>Type of Assessment</i>	<i>Assessment Code Number</i>	<i>Number Taking Assessment</i>	<i>Number Passing Assessment</i>	<i>Institutional Pass Rate</i>	<i>Number Taking Assessment</i>	<i>Number Passing Assessment</i>	<i>Statewide Pass Rate</i>
ART MAKING	131	8			42	36	86%
ART CONTENT KNOWLEDGE	133	9			47	45	96%
FRENCH CONTENT KNOWLEDGE	173	1			10	10	100%
GERMAN CONTENT KNOWLEDGE	181				4		
SPANISH CONTENT KNOWLEDGE	191	2			16	16	100%
BIOLOGY CONTENT KNOWLEDGE PART 1	231				1		
BIOLOGY CONTENT ESSAYS	233				1		
BIOLOGY CONTENT KNOWLEDGE	235	2			34	34	100%
CHEMISTRY CONTENT KNOWLEDGE	245				5		
PHYSICS CONTENT KNOWLEDGE	265				6		
MIDDLE SCHOOL SCIENCE	439	12	12	100%	80	79	99%
EARTH SCIENCE CONTENT KNOWLEDGE	571	1			5		
THEATRE	640				1		
Other Content Areas							
TECHNOLOGY EDUCATION	050	1			2		
FAMILY AND CONSUMER SCIENCES	120	2			19	18	95%
HEALTH EDUCATION	550				69	66	96%
AGRICULTURE	700	9			28	27	96%
Teaching Special Populations							
ED OF DEAF & HARD OF HEARING	271				8		
SE STUDENTS W/MENTAL RETARDATION	321	8			20	18	90%

¹ The number of program completers found, matched and used in the passing rate calculation will not equal the sum of the column labeled "Number Taking Assessment" since a completer can take more than one assessment.

Single-Assessment Institution Level Pass-Rate Data: Regular Teacher Preparation Program


	HEA - Title II 2007-2008 Academic Year
Institution Name	WESTERN KENTUCKY UNIVERSITY
Institution Code	1901
State	Kentucky
Number of Program Completers Submitted	402
Number of Program Completers found, matched, and used in passing rate Calculations¹	394

January 15, 2009

<i>Type of Assessment</i>	<i>Assessment Code Number</i>	<i>Number Taking Assessment</i>	<i>Number Passing Assessment</i>	<i>Institutional Pass Rate</i>	Statewide		
					<i>Number Taking Assessment</i>	<i>Number Passing Assessment</i>	<i>Statewide Pass Rate</i>
SPEECH-LANGUAGE PATHOLOGY	330	21	21	100%	61	61	100%
SE APPLIC OF CORE PRINCIPLES ACROSS	352	6			6		
EDUC. EXCEPTIONAL STUDENTS: CK	353	32	32	100%	254	251	99%
SE BEHAVIORAL/EMOTIONAL	371				3		
ED EXCEPT STUDENTS: MILD MODER. DISABIL	542	18	17	94%	174	165	95%
ED EXCEPT STUDENTS: SEV. PROFND DISABIL	544	5			11	11	100%

¹ The number of program completers found, matched and used in the passing rate calculation will not equal the sum of the column labeled "Number Taking Assessment" since a completer can take more than one assessment.

Aggregate and Summary Institution-Level Pass-Rate Data: Regular Teacher Preparation Program

	HEA - Title II 2007-2008 Academic Year					
Institution Name	WESTERN KENTUCKY UNIVERSITY					
Institution Code	1901					
State	Kentucky					
Number of Program Completers Submitted	402					
Number of Program Completers found, matched, and used in passing rate Calculations¹	394					
						<i>January 15, 2009</i>
				Statewide		
<i>Type of Assessment²</i>	<i>Number Taking Assessment³</i>	<i>Number Passing Assessment⁴</i>	<i>Institutional Pass Rate</i>	<i>Number Taking Assessment³</i>	<i>Number Passing Assessment⁴</i>	<i>Statewide Pass Rate</i>
Aggregate - Basic Skills						
Aggregate - Professional Knowledge	354	341	96%	2361	2313	98%
Aggregate - Academic Content Areas (Math, English, Biology, etc.)	387	370	96%	2576	2479	96%
Aggregate - Other Content Areas (Career/Technical Education, Health Educations, etc.)	12	11	92%	118	113	96%
Aggregate - Teaching Special Populations (Special Education, ELS, etc.)	52	50	96%	277	262	95%
Aggregate - Performance Assessments						
Summary Totals and Pass Rates⁵	394	371	94%	2532	2416	95%

¹ The number of program completers found, matched and used in the passing rate calculation will not equal the sum of the column labeled "Number Taking Assessment" since a completer can take more than one assessment.

² Institutions and/or States did not require the assessments within an aggregate where data cells are blank.

³ Number of completers who took one or more tests in a category and within their area of specialization.

⁴ Number who passed all tests they took in a category and within their area of specialization.