

Single-Assessment Institution Level Pass-Rate Data: Regular Teacher Preparation Program



HEA - Title II 2006-2007 Academic Year


Institution Name	WESTERN KENTUCKY UNIVERSITY
Institution Code	1901
State	Kentucky
Number of Program Completers Submitted	392
Number of Program Completers found, matched, and used in passing rate Calculations¹	392

March 20, 2008

Type of Assessment	Assessment Code Number	Number Taking Assessment	Number Passing Assessment	Institutional Pass Rate	Statewide		
					Number Taking Assessment	Number Passing Assessment	Statewide Pass Rate
Professional Knowledge							
PRINCIPLES LEARNING & TEACHING K-6	522	205	199	97%	1325	1303	98%
PRINCIPLES LEARNING & TEACHING 5-9	523	60	53	88%	287	272	95%
PRINCIPLES LEARNING & TEACHING 7-12	524	83	82	99%	649	634	98%
Academic Content Areas							
ELEM ED CURR INSTRUC ASSESSMENT	011	1	1	100%	13	12	92%
ELEMENTARY ED CONTENT KNOWLEDGE	014	194	187	96%	1226	1189	97%
ENG LANG LIT COMP CONTENT KNOWLEDGE	041	17	17	100%	120	117	98%
ENG LANG LIT COMP ESSAYS	042	15	13	87%	114	104	91%
MIDDLE SCHOOL ENGLISH LANGUAGE ARTS	049	24	23	96%	118	113	96%
MATHEMATICS: CONTENT KNOWLEDGE	061	7	6	86%	56	56	100%
MATH PROOFS MODELS PROBLEMS PART 1	063	7	7	100%	55	54	98%
MIDDLE SCHOOL MATHEMATICS	069	17	16	94%	119	115	97%
SOCIAL STUDIES: CONTENT KNOWLEDGE	081	23	23	100%	160	156	98%
SOCIAL STUDIES: INTERPRET MATERIALS	083	23	21	91%	153	146	95%
MIDDLE SCHOOL SOCIAL STUDIES	089	39	36	92%	143	134	94%
PHYSICAL ED: CONTENT KNOWLEDGE	091	11	11	100%	96	93	97%
PHYSICAL ED ANALYSIS AND DESIGN	092	11	11	100%	90	90	100%
BUSINESS EDUCATION	100	5	5	100%	36	36	100%
MUSIC CONCEPTS AND PROCESSES	111	8 (9)	9	100%	121	110	91%
MUSIC CONTENT KNOWLEDGE	113	9 (10)	9	90%	123	116	94%


¹ The number of program completers found, matched and used in the passing rate calculation will not equal the sum of the column labeled "Number Taking Assessment" since a completer can take more than one assessment.

Single-Assessment Institution Level Pass-Rate Data: Regular Teacher Preparation Program

	HEA - Title II 2006-2007 Academic Year						
Institution Name	WESTERN KENTUCKY UNIVERSITY						
Institution Code	1901						
State	Kentucky						
Number of Program Completers Submitted	392						
Number of Program Completers found, matched, and used in passing rate Calculations¹	392						
<i>March 20, 2008</i>							
					Statewide		
<i>Type of Assessment</i>	<i>Assessment Code Number</i>	<i>Number Taking Assessment</i>	<i>Number Passing Assessment</i>	<i>Institutional Pass Rate</i>	<i>Number Taking Assessment</i>	<i>Number Passing Assessment</i>	<i>Statewide Pass Rate</i>
ART MAKING	131	4 (5)	5	100%	44	40	91%
ART CONTENT KNOWLEDGE	133	4 (5)	5	100%	45	43	96%
FRENCH CONTENT KNOWLEDGE	173				6		
GERMAN CONTENT KNOWLEDGE	181				1		
SPANISH CONTENT KNOWLEDGE	191	2	2	100%	20	20	100%
BIOLOGY CONTENT KNOWLEDGE PART 1	231				1		
BIOLOGY CONTENT ESSAYS	233				1		
BIOLOGY CONTENT KNOWLEDGE	235	2	2	100%	30	30	100%
CHEMISTRY CONTENT KNOWLEDGE	245	2	2	100%	5		
PHYSICS CONTENT KNOWLEDGE	265				3		
MIDDLE SCHOOL SCIENCE	439	16	16	100%	81	79	98%
EARTH SCIENCE CONTENT KNOWLEDGE	571				4		
THEATRE	640				1		
Other Content Areas							
TECHNOLOGY EDUCATION	050	1	1	100%	4		
FAMILY AND CONSUMER SCIENCES	120	6	6	100%	20	19	95%
HEALTH EDUCATION	550				61	54	89%
AGRICULTURE	700	10	10	100%	37	36	97%
Teaching Special Populations							
ED OF DEAF & HARD OF HEARING	271				6		
SE STUDENTS W/MENTAL RETARDATION	321	12	12	100%	24	24	100%

¹ The number of program completers found, matched and used in the passing rate calculation will not equal the sum of the column labeled "Number Taking Assessment" since a completer can take more than one assessment.

Single-Assessment Institution Level Pass-Rate Data: Regular Teacher Preparation Program


	HEA - Title II 2006-2007 Academic Year
Institution Name	WESTERN KENTUCKY UNIVERSITY
Institution Code	1901
State	Kentucky
Number of Program Completers Submitted	392
Number of Program Completers found, matched, and used in passing rate Calculations¹	392

March 20, 2008

<i>Type of Assessment</i>	<i>Assessment Code Number</i>	<i>Number Taking Assessment</i>	<i>Number Passing Assessment</i>	<i>Institutional Pass Rate</i>	Statewide		
					<i>Number Taking Assessment</i>	<i>Number Passing Assessment</i>	<i>Statewide Pass Rate</i>
SPEECH-LANGUAGE PATHOLOGY	330	28	27	96%	73	71	97%
SE APPLIC OF CORE PRINCIPLES ACROSS	352	10	10	100%	32	31	97%
EDUC. EXCEPTIONAL STUDENTS: CK	353	29	29	100%	213	211	99%
SE BEHAVIORAL/EMOTIONAL	371				34	32	94%
ED EXCEPT STUDENTS: MILD MODER. DISABIL	542	13	13	100%	126	122	97%

¹ The number of program completers found, matched and used in the passing rate calculation will not equal the sum of the column labeled "Number Taking Assessment" since a completer can take more than one assessment.

Aggregate and Summary Institution-Level Pass-Rate Data: Regular Teacher Preparation Program

	HEA - Title II 2006-2007 Academic Year						
Institution Name	WESTERN KENTUCKY UNIVERSITY						
Institution Code	1901						
State	Kentucky						
Number of Program Completers Submitted	392						
Number of Program Completers found, matched, and used in passing rate Calculations¹	392						
March 20, 2008							
				Statewide			
<i>Type of Assessment²</i>	<i>Number Taking Assessment³</i>	<i>Number Passing Assessment⁴</i>	<i>Institutional Pass Rate</i>	<i>Number Taking Assessment³</i>	<i>Number Passing Assessment⁴</i>	<i>Statewide Pass Rate</i>	Content Pass Rate
Aggregate - Basic Skills							
Aggregate - Professional Knowledge	348	334	96%	2261	2209	98%	423
Aggregate - Academic Content Areas (Math, English, Biology, etc.)	373	353	95%	2408	2303	96%	444
Aggregate - Other Content Areas (Career/Technical Education, Health Educations, etc.)	17	17	100%	122	113	93%	95%
Aggregate - Teaching Special Populations (Special Education, ELS, etc.)	54	53	98%	267	255	96%	
Aggregate - Performance Assessments							
Summary Totals and Pass Rates⁵	392	361	92%	2421	2288	95%	

¹ The number of program completers found, matched and used in the passing rate calculation will not equal the sum of the column labeled "Number Taking Assessment" since a completer can take more than one assessment.

² Institutions and/or States did not require the assessments within an aggregate where data cells are blank.

³ Number of completers who took one or more tests in a category and within their area of specialization.

⁴ Number who passed all tests they took in a category and within their area of specialization.

⁵ Summary Totals and Pass Rate: Number of completers who successfully completed one or more tests across all categories used by the state for licensure and the total passrate.