



Single-Assessment Institution Level Pass-Rate Data: Regular Teacher Preparation Program

	2006-2007 Academic Year
Institution Name	WESTERN KENTUCKY UNIVERSITY
Institution Code	1901
State	Kentucky
Number of Program Completers Submitted	338
Number of Program Completers found, matched, and used in passing rate Calculations¹	338

<i>Type of Assessment</i>	<i>Assessment Code Number</i>	<i>Number Taking Assessment</i>	<i>Number Passing Assessment</i>	<i>Institutional Pass Rate</i>
Professional Knowledge				
PRINCIPLES LEARNING & TEACHING K-6	522	204	198	97%
PRINCIPLES LEARNING & TEACHING 5-9	523	61	53	86%
PRINCIPLES LEARNING & TEACHING 7-12	524	81	80	98%
Academic Content Areas				
ELEM ED CURR INSTRUC ASSESSMENT	011	0	0	
ELEMENTARY ED CONTENT KNOWLEDGE	014	193	187	96%
ENG LANG LIT COMP CONTENT KNOWLEDGE	041	16	16	100%
ENG LANG LIT COMP ESSAYS	042	14	13	92%
MIDDLE SCHOOL ENGLISH LANGUAGE ARTS	049	24	23	95%
MATHEMATICS: CONTENT KNOWLEDGE	061	7	7	100%
MATH PROOFS MODELS PROBLEMS PART 1	063	7	6	85%
MIDDLE SCHOOL MATHEMATICS	069	17	16	94%
SOCIAL STUDIES: CONTENT KNOWLEDGE	081	23	23	100%
SOCIAL STUDIES: INTERPRET MATERIALS	083	23	21	91%
MIDDLE SCHOOL SOCIAL STUDIES	089	39	36	92%
PHYSICAL ED: CONTENT KNOWLEDGE	091	11	11	100%
PHYSICAL ED ANALYSIS AND DESIGN	092	11	11	100%
BUSINESS EDUCATION	100	5	5	100%
MUSIC CONCEPTS AND PROCESSES	111	7	6	85%
MUSIC CONTENT KNOWLEDGE	113	7	5	71%

¹ The number of program completers found, matched and used in the passing rate calculation will not equal the sum of the column labeled "Number Taking Assessment" since a completer can take more than one assessment.


Single-Assessment Institution Level Pass-Rate Data: Regular Teacher Preparation Program

	2006-2007 Academic Year
Institution Name	WESTERN KENTUCKY UNIVERSITY
Institution Code	1901
State	Kentucky
Number of Program Completers Submitted	338
Number of Program Completers found, matched, and used in passing rate Calculations¹	338

<i>Type of Assessment</i>	<i>Assessment Code Number</i>	<i>Number Taking Assessment</i>	<i>Number Passing Assessment</i>	<i>Institutional Pass Rate</i>
ART MAKING	131	4	4	100%
ART CONTENT KNOWLEDGE	133	4	4	100%
FRENCH CONTENT KNOWLEDGE	173	0	0	
GERMAN CONTENT KNOWLEDGE	181	0	0	
SPANISH CONTENT KNOWLEDGE	191	2	2	100%
SPANISH PRODUCTIVE LANGUAGE SKILLS	192	0	0	
BIOLOGY CONTENT KNOWLEDGE PART 1	231	0	0	
BIOLOGY CONTENT ESSAYS	233	0	0	
BIOLOGY CONTENT KNOWLEDGE	235	2	2	100%
CHEMISTRY CONTENT KNOWLEDGE	241	0	0	
CHEMISTRY CONTENT KNOWLEDGE	245	2	2	100%
PHYSICS CONTENT KNOWLEDGE	261	0	0	
PHYSICS CONTENT KNOWLEDGE	265	0	0	
GENERAL SCI CONTENT KNOWL PART 2	432	0	0	
MIDDLE SCHOOL SCIENCE	439	16	16	100%
EARTH SCIENCE CONTENT KNOWLEDGE	571	0	0	
LATIN	600	0	0	
Other Content Areas				
TECHNOLOGY EDUCATION	050	1	1	100%
FAMILY AND CONSUMER SCIENCES	120	6	6	100%
HEALTH EDUCATION	550	0	0	

¹ The number of program completers found, matched and used in the passing rate calculation will not equal the sum of the column labeled "Number Taking Assessment" since a completer can take more than one assessment.


Single-Assessment Institution Level Pass-Rate Data: Regular Teacher Preparation Program

	2006-2007 Academic Year
Institution Name	WESTERN KENTUCKY UNIVERSITY
Institution Code	1901
State	Kentucky
Number of Program Completers Submitted	338
Number of Program Completers found, matched, and used in passing rate Calculations¹	338

<i>Type of Assessment</i>	<i>Assessment Code Number</i>	<i>Number Taking Assessment</i>	<i>Number Passing Assessment</i>	<i>Institutional Pass Rate</i>
AGRICULTURE	700	10	10	100%
Teaching Special Populations				
ED OF DEAF & HARD OF HEARING	271	0	0	
SE STUDENTS W/MENTAL RETARDATION	321	12	12	100%
SPEECH-LANGUAGE PATHOLOGY	330	27	26	96%
SE APPLIC OF CORE PRINCIPLES ACROSS	352	11	10	90%
EDUC. EXCEPTIONAL STUDENTS: CK	353	28	28	100%
SE BEHAVIORAL/EMOTIONAL	371	0	0	
ED EXCEPT STUDENTS: MILD MODER. DISABIL	542	13	13	100%

¹ The number of program completers found, matched and used in the passing rate calculation will not equal the sum of the column labeled "Number Taking Assessment" since a completer can take more than one assessment.

Aggregate and Summary Institution-Level Pass-Rate Data: Regular Teacher Preparation Program

	HEA - Title II 2005-2006 Academic Year					
Institution Name	WESTERN KENTUCKY UNIVERSITY					
Institution Code	1901					
State	Kentucky					
Number of Program Completers Submitted	338					
Number of Program Completers found, matched, and used in passing rate Calculations¹	338					
						<i>January 11, 2007</i>
				Statewide		
<i>Type of Assessment²</i>	<i>Number Taking Assessment³</i>	<i>Number Passing Assessment⁴</i>	<i>Institutional Pass Rate</i>	<i>Number Taking Assessment³</i>	<i>Number Passing Assessment⁴</i>	<i>Statewide Pass Rate</i>
Aggregate - Basic Skills						
Aggregate - Professional Knowledge	312	310	99%	2213	2167	98%
Aggregate - Academic Content Areas (Math, English, Biology, etc.)	330	318	96%	2332	2239	96%
Aggregate - Other Content Areas (Career/Technical Education, Health Educations, etc.)	13	13	100%	103	99	96%
Aggregate - Teaching Special Populations (Special Education, ELS, etc.)	39	39	100%	266	247	93%
Aggregate - Performance Assessments						
Summary Totals and Pass Rates⁵	338	326	96%	2357	2232	95%

¹ The number of program completers found, matched and used in the passing rate calculation will not equal the sum of the column labeled "Number Taking Assessment" since a completer can take more than one assessment.

² Institutions and/or States did not require the assessments within an aggregate where data cells are blank.

³ Number of completers who took one or more tests in a category and within their area of specialization.

⁴ Number who passed all tests they took in a category and within their area of specialization.

⁵ Summary Totals and Pass Rate: Number of completers who successfully completed one or more tests across all categories used by the state for licensure and the total passrate.