


Single-Assessment Institution Level Pass-Rate Data: Regular Teacher Preparation Program


	HEA - Title II Follow-Up 2006-2007 Academic Year
Institution Name	WESTERN KENTUCKY UNIVERSITY
Institution Code	1901
State	Kentucky
Number of Program Completers Submitted	392
Number of Program Completers found, matched, and used in passing rate Calculations¹	392

February 12, 2010

Type of Assessment	Assessment Code Number	Number Taking Assessment	Number Passing Assessment	Institutional Pass Rate	Statewide		
					Number Taking Assessment	Number Passing Assessment	Statewide Pass Rate
Professional Knowledge							
PRINCIPLES LEARNING & TEACHING K-6	522	205	203	99%	1337	1324	99%
PRINCIPLES LEARNING & TEACHING 5-9	523	59	57	97%	292	285	98%
PRINCIPLES LEARNING & TEACHING 7-12	524	85	84	99%	654	646	99%
Academic Content Areas							
ELEM ED CURR INSTRUC ASSESSMENT	011	1			13	12	92%
ELEMENTARY ED CONTENT KNOWLEDGE	014	194	193	99%	1235	1219	99%
ENG LANG LIT COMP CONTENT KNOWLEDGE	041	17	17	100%	121	120	99%
ENG LANG LIT COMP ESSAYS	042	15	15	100%	115	113	98%
MIDDLE SCHOOL ENGLISH LANGUAGE ARTS	049	24	23	96%	119	116	97%
MATHEMATICS: CONTENT KNOWLEDGE	061	7			56	56	100%
MATH PROOFS MODELS PROBLEMS PART 1	063	7			55	54	98%
MIDDLE SCHOOL MATHEMATICS	069	17	17	100%	119	117	98%
SOCIAL STUDIES: CONTENT KNOWLEDGE	081	23	23	100%	160	157	98%
SOCIAL STUDIES: INTERPRET MATERIALS	083	23	22	96%	154	151	98%
MIDDLE SCHOOL SOCIAL STUDIES	089	39	38	97%	147	141	96%
PHYSICAL ED: CONTENT KNOWLEDGE	091	11	11	100%	100	99	99%
PHYSICAL ED ANALYSIS AND DESIGN	092	11	11	100%	93	93	100%
BUSINESS EDUCATION	100	5			36	36	100%
MUSIC CONCEPTS AND PROCESSES	111	9			125	119	95%
MUSIC CONTENT KNOWLEDGE	113	10	9	90%	126	121	96%

¹ The number of program completers found, matched and used in the passing rate calculation will not equal the sum of the column labeled "Number Taking Assessment" since a completer can take more than one assessment.

Single-Assessment Institution Level Pass-Rate Data: Regular Teacher Preparation Program

	HEA - Title II Follow-Up 2006-2007 Academic Year
Institution Name	WESTERN KENTUCKY UNIVERSITY
Institution Code	1901
State	Kentucky
Number of Program Completers Submitted	392
Number of Program Completers found, matched, and used in passing rate Calculations¹	392

February 12, 2010

<i>Type of Assessment</i>	<i>Assessment Code Number</i>	<i>Number Taking Assessment</i>	<i>Number Passing Assessment</i>	<i>Institutional Pass Rate</i>	Statewide		
					<i>Number Taking Assessment</i>	<i>Number Passing Assessment</i>	<i>Statewide Pass Rate</i>
ART MAKING	131	4			44	42	95%
ART CONTENT KNOWLEDGE	133	4			45	43	96%
FRENCH CONTENT KNOWLEDGE	173				6		
GERMAN CONTENT KNOWLEDGE	181				1		
SPANISH CONTENT KNOWLEDGE	191	2			20	20	100%
BIOLOGY CONTENT KNOWLEDGE PART 1	231				1		
BIOLOGY CONTENT ESSAYS	233				1		
BIOLOGY CONTENT KNOWLEDGE	235	2			30	30	100%
CHEMISTRY CONTENT KNOWLEDGE	245	2			5		
PHYSICS CONTENT KNOWLEDGE	265				3		
MIDDLE SCHOOL SCIENCE	439	16	16	100%	82	81	99%
EARTH SCIENCE CONTENT KNOWLEDGE	571				4		
THEATRE	640				1		
Other Content Areas							
TECHNOLOGY EDUCATION	050	1			4		
FAMILY AND CONSUMER SCIENCES	120	6			20	19	95%
HEALTH EDUCATION	550				65	60	92%
AGRICULTURE	700	10	10	100%	37	36	97%
Teaching Special Populations							
ED OF DEAF & HARD OF HEARING	271				6		
SE STUDENTS W/MENTAL RETARDATION	321	12	12	100%	24	24	100%

¹ The number of program completers found, matched and used in the passing rate calculation will not equal the sum of the column labeled "Number Taking Assessment" since a completer can take more than one assessment.

Single-Assessment Institution Level Pass-Rate Data: Regular Teacher Preparation Program



HEA - Title II Follow-Up 2006-2007 Academic Year


Institution Name	WESTERN KENTUCKY UNIVERSITY
Institution Code	1901
State	Kentucky
Number of Program Completers Submitted	392
Number of Program Completers found, matched, and used in passing rate Calculations¹	392

February 12, 2010

<i>Type of Assessment</i>	<i>Assessment Code Number</i>	<i>Number Taking Assessment</i>	<i>Number Passing Assessment</i>	<i>Institutional Pass Rate</i>	Statewide		
					<i>Number Taking Assessment</i>	<i>Number Passing Assessment</i>	<i>Statewide Pass Rate</i>
SPEECH-LANGUAGE PATHOLOGY	330	28	28	100%	73	73	100%
SE APPLIC OF CORE PRINCIPLES ACROSS	352	10	10	100%	31	30	97%
EDUC. EXCEPTIONAL STUDENTS: CK	353	29	29	100%	217	216	100%
SE BEHAVIORAL/EMOTIONAL	371				33	32	97%
ED EXCEPT STUDENTS: MILD MODER. DISABIL	542	13	13	100%	131	128	98%

¹ The number of program completers found, matched and used in the passing rate calculation will not equal the sum of the column labeled "Number Taking Assessment" since a completer can take more than one assessment.

Aggregate and Summary Institution-Level Pass-Rate Data: Regular Teacher Preparation Program

	HEA - Title II Follow-Up 2006-2007 Academic Year					
Institution Name	WESTERN KENTUCKY UNIVERSITY					
Institution Code	1901					
State	Kentucky					
Number of Program Completers Submitted	392					
Number of Program Completers found, matched, and used in passing rate Calculations¹	392					
						<i>February 12, 2010</i>
				Statewide		
<i>Type of Assessment²</i>	<i>Number Taking Assessment³</i>	<i>Number Passing Assessment⁴</i>	<i>Institutional Pass Rate</i>	<i>Number Taking Assessment³</i>	<i>Number Passing Assessment⁴</i>	<i>Statewide Pass Rate</i>
Aggregate - Basic Skills						
Aggregate - Professional Knowledge	349	344	99%	2283	2255	99%
Aggregate - Academic Content Areas (Math, English, Biology, etc.)	374	368	98%	2431	2378	98%
Aggregate - Other Content Areas (Career/Technical Education, Health Educations, etc.)	17	17	100%	126	119	94%
Aggregate - Teaching Special Populations (Special Education, ELS, etc.)	54	54	100%	270	265	98%
Aggregate - Performance Assessments						
Summary Totals and Pass Rates⁵	392	382	97%	2437	2371	97%

¹ The number of program completers found, matched and used in the passing rate calculation will not equal the sum of the column labeled "Number Taking Assessment" since a completer can take more than one assessment.

² Institutions and/or States did not require the assessments within an aggregate where data cells are blank.

³ Number of completers who took one or more tests in a category and within their area of specialization.

⁴ Number who passed all tests they took in a category and within their area of specialization.

⁵ Summary Totals and Pass Rate: Number of completers who successfully completed one or more tests across all categories used by the state for licensure and the total passrate.