


Single-Assessment Institution Level Pass-Rate Data: Regular Teacher Preparation Program

	HEA - Title II 2005-2006 Academic Year						
Institution Name	WESTERN KENTUCKY UNIVERSITY						
Institution Code	1901						
State	Kentucky						
Number of Program Completers Submitted	338						
Number of Program Completers found, matched, and used in passing rate Calculations¹	338						
<i>January 11, 2007</i>							
					Statewide		
<i>Type of Assessment</i>	<i>Assessment Code Number</i>	<i>Number Taking Assessment</i>	<i>Number Passing Assessment</i>	<i>Institutional Pass Rate</i>	<i>Number Taking Assessment</i>	<i>Number Passing Assessment</i>	<i>Statewide Pass Rate</i>
Professional Knowledge							
PRINCIPLES LEARNING & TEACHING K-6	522	202	201	100%	1343	1326	99%
PRINCIPLES LEARNING & TEACHING 5-9	523	38	37	97%	248	232	94%
PRINCIPLES LEARNING & TEACHING 7-12	524	72	72	100%	622	609	98%
Academic Content Areas							
ELEM ED CURR INSTRUC ASSESSMENT	011	63	63	100%	371	360	97%
ELEMENTARY ED CONTENT KNOWLEDGE	014	123	117	95%	874	847	97%
ENG LANG LIT COMP CONTENT KNOWLEDGE	041	12	12	100%	96	92	96%
ENG LANG LIT COMP ESSAYS	042	12	12	100%	94	89	95%
MIDDLE SCHOOL ENGLISH LANGUAGE ARTS	049	19	18	95%	109	102	94%
MATHEMATICS: CONTENT KNOWLEDGE	061	0	0		71	71	100%
MATH PROOFS MODELS PROBLEMS PART 1	063	0	0		65	64	98%
MIDDLE SCHOOL MATHEMATICS	069	16	16	100%	92	90	98%
SOCIAL STUDIES: CONTENT KNOWLEDGE	081	26	26	100%	170	166	98%
SOCIAL STUDIES: INTERPRET MATERIALS	083	26	26	100%	167	159	95%
MIDDLE SCHOOL SOCIAL STUDIES	089	25	24	96%	121	115	95%
PHYSICAL ED: CONTENT KNOWLEDGE	091	6	6	100%	101	100	99%
PHYSICAL ED ANALYSIS AND DESIGN	092	6	6	100%	96	95	99%
BUSINESS EDUCATION	100	10	10	100%	40	39	98%
MUSIC CONCEPTS AND PROCESSES	111	7	6	86%	83	81	98%
MUSIC CONTENT KNOWLEDGE	113	7	6	86%	87	85	98%

¹ The number of program completers found, matched and used in the passing rate calculation will not equal the sum of the column labeled "Number Taking Assessment" since a completer can take more than one assessment.

Single-Assessment Institution Level Pass-Rate Data: Regular Teacher Preparation Program



HEA - Title II 2005-2006 Academic Year


Institution Name	WESTERN KENTUCKY UNIVERSITY
Institution Code	1901
State	Kentucky
Number of Program Completers Submitted	338
Number of Program Completers found, matched, and used in passing rate Calculations¹	338

January 11, 2007

<i>Type of Assessment</i>	<i>Assessment Code Number</i>	<i>Number Taking Assessment</i>	<i>Number Passing Assessment</i>	<i>Institutional Pass Rate</i>	Statewide		
					<i>Number Taking Assessment</i>	<i>Number Passing Assessment</i>	<i>Statewide Pass Rate</i>
ART MAKING	131	8	7	86%	63	58	92%
ART CONTENT KNOWLEDGE	133	8	8	100%	64	61	95%
FRENCH CONTENT KNOWLEDGE	173	0	0		5		
GERMAN CONTENT KNOWLEDGE	181	1	1	100%	1		
SPANISH CONTENT KNOWLEDGE	191	3	1	34%	14	10	71%
SPANISH PRODUCTIVE LANGUAGE SKILLS	192	0	0		3		
BIOLOGY CONTENT KNOWLEDGE PART 1	231	2	2	100%	17	16	94%
BIOLOGY CONTENT ESSAYS	233	2	2	100%	16	16	100%
BIOLOGY CONTENT KNOWLEDGE	235	0	0		13	13	100%
CHEMISTRY CONTENT KNOWLEDGE	241	0	0		2		
CHEMISTRY CONTENT KNOWLEDGE	245	0	0		5		
PHYSICS CONTENT KNOWLEDGE	261	0	0		2		
PHYSICS CONTENT KNOWLEDGE	265	0	0		1		
GENERAL SCI CONTENT KNOWL PART 2	432	0	0		4		
MIDDLE SCHOOL SCIENCE	439	9	9	100%	71	70	99%
EARTH SCIENCE CONTENT KNOWLEDGE	571	0	0		2		
LATIN	600	0	0		3		
Other Content Areas							
TECHNOLOGY EDUCATION	050	0	0		3		
FAMILY AND CONSUMER SCIENCES	120	5	5	100%	23	22	96%
HEALTH EDUCATION	550	1	1	100%	50	49	98%

¹ The number of program completers found, matched and used in the passing rate calculation will not equal the sum of the column labeled "Number Taking Assessment" since a completer can take more than one assessment.

Single-Assessment Institution Level Pass-Rate Data: Regular Teacher Preparation Program


	HEA - Title II 2005-2006 Academic Year
Institution Name	WESTERN KENTUCKY UNIVERSITY
Institution Code	1901
State	Kentucky
Number of Program Completers Submitted	338
Number of Program Completers found, matched, and used in passing rate Calculations¹	338

January 11, 2007

<i>Type of Assessment</i>	<i>Assessment Code Number</i>	<i>Number Taking Assessment</i>	<i>Number Passing Assessment</i>	<i>Institutional Pass Rate</i>	Statewide		
					<i>Number Taking Assessment</i>	<i>Number Passing Assessment</i>	<i>Statewide Pass Rate</i>
AGRICULTURE	700	7	7	100%	27	25	93%
Teaching Special Populations							
ED OF DEAF & HARD OF HEARING	271	0	0		11	9	82%
SE STUDENTS W/MENTAL RETARDATION	321	13	13	100%	39	39	100%
SPEECH-LANGUAGE PATHOLOGY	330	13	13	100%	50	48	96%
SE APPLIC OF CORE PRINCIPLES ACROSS	352	17	17	100%	160	151	94%
EDUC. EXCEPTIONAL STUDENTS: CK	353	9	9	100%	89	87	98%
SE BEHAVIORAL/EMOTIONAL	371	10	10	100%	130	121	93%
ED EXCEPT STUDENTS: MILD MODER. DISABIL	542	3	3	100%	35	34	97%

¹ The number of program completers found, matched and used in the passing rate calculation will not equal the sum of the column labeled "Number Taking Assessment" since a completer can take more than one assessment.

Aggregate and Summary Institution-Level Pass-Rate Data: Regular Teacher Preparation Program

	HEA - Title II 2005-2006 Academic Year					
Institution Name	WESTERN KENTUCKY UNIVERSITY					
Institution Code	1901					
State	Kentucky					
Number of Program Completers Submitted	338					
Number of Program Completers found, matched, and used in passing rate Calculations¹	338					
						<i>January 11, 2007</i>
				Statewide		
<i>Type of Assessment²</i>	<i>Number Taking Assessment³</i>	<i>Number Passing Assessment⁴</i>	<i>Institutional Pass Rate</i>	<i>Number Taking Assessment³</i>	<i>Number Passing Assessment⁴</i>	<i>Statewide Pass Rate</i>
Aggregate - Basic Skills						
Aggregate - Professional Knowledge	312	310	99%	2213	2167	98%
Aggregate - Academic Content Areas (Math, English, Biology, etc.)	330	318	96%	2332	2239	96%
Aggregate - Other Content Areas (Career/Technical Education, Health Educations, etc.)	13	13	100%	103	99	96%
Aggregate - Teaching Special Populations (Special Education, ELS, etc.)	39	39	100%	266	247	93%
Aggregate - Performance Assessments						
Summary Totals and Pass Rates⁵	338	326	96%	2357	2232	95%

¹ The number of program completers found, matched and used in the passing rate calculation will not equal the sum of the column labeled "Number Taking Assessment" since a completer can take more than one assessment.

² Institutions and/or States did not require the assessments within an aggregate where data cells are blank.

³ Number of completers who took one or more tests in a category and within their area of specialization.

⁴ Number who passed all tests they took in a category and within their area of specialization.

⁵ Summary Totals and Pass Rate: Number of completers who successfully completed one or more tests across all categories used by the state for licensure and the total passrate.

<i>Type of Assessment</i>	<i>Assessment Code Number</i>	<i>Number Taking Assessment</i>	<i>Number Passing Assessment</i>	<i>Institutional Pass Rate</i>	<i>Statewide Pass Rate</i>
Professional Knowledge		312	310	99%	98%
PRINCIPLES LEARNING & TEACHING K-6	522	202	201	100%	99%
PRINCIPLES LEARNING & TEACHING 5-9	523	38	37	97%	94%
PRINCIPLES LEARNING & TEACHING 7-12	524	72	72	100%	98%
Academic Content Areas		391	378	97%	96%
ELEM ED CURR INSTRUC ASSESSMENT	011	63	63	100%	97%
ELEMENTARY ED CONTENT KNOWLEDGE	014	123	117	95%	97%
ENG LANG LIT COMP CONTENT KNOWLEDGE	041	12	12	100%	96%
ENG LANG LIT COMP ESSAYS	042	12	12	100%	95%
MIDDLE SCHOOL ENGLISH LANGUAGE ARTS	049	19	18	95%	94%
MATHEMATICS: CONTENT KNOWLEDGE	061	0	0	NA	100%
MATH PROOFS MODELS PROBLEMS PART 1	063	0	0	NA	98%
MIDDLE SCHOOL MATHEMATICS	069	16	16	100%	98%
SOCIAL STUDIES: CONTENT KNOWLEDGE	081	26	26	100%	98%
SOCIAL STUDIES: INTERPRET MATERIALS	083	26	26	100%	95%
MIDDLE SCHOOL SOCIAL STUDIES	089	25	24	96%	95%
PHYSICAL ED: CONTENT KNOWLEDGE	091	6	6	100%	99%
PHYSICAL ED ANALYSIS AND DESIGN	092	6	6	100%	99%
BUSINESS EDUCATION	100	10	10	100%	98%
MUSIC CONCEPTS AND PROCESSES	111	7	6	86%	98%
MUSIC CONTENT KNOWLEDGE	113	7	6	86%	98%
ART MAKING	131	8	7	86%	92%
ART CONTENT KNOWLEDGE	133	8	8	100%	95%
FRENCH CONTENT KNOWLEDGE	173	0	0	NA	NA
GERMAN CONTENT KNOWLEDGE	181	1	1	100%	NA
SPANISH CONTENT KNOWLEDGE	191	3	1	34%	71%
SPANISH PRODUCTIVE LANGUAGE SKILLS	192	0	0	NA	NA
BIOLOGY CONTENT KNOWLEDGE PART 1	231	2	2	100%	94%
BIOLOGY CONTENT ESSAYS	233	2	2	100%	100%
BIOLOGY CONTENT KNOWLEDGE	235	0	0	NA	100%
CHEMISTRY CONTENT KNOWLEDGE	241	0	0	NA	NA
CHEMISTRY CONTENT KNOWLEDGE	245	0	0	NA	NA
PHYSICS CONTENT KNOWLEDGE	261	0	0	NA	NA
PHYSICS CONTENT KNOWLEDGE	265	0	0	NA	NA
GENERAL SCI CONTENT KNOWL PART 2	432	0	0	NA	NA
MIDDLE SCHOOL SCIENCE	439	9	9	100%	99%
EARTH SCIENCE CONTENT KNOWLEDGE	571	0	0	NA	NA
LATIN	600	0	0	NA	NA
Other Content Areas		13	13	100%	93%
TECHNOLOGY EDUCATION	050	0	0	NA	NA
FAMILY AND CONSUMER SCIENCES	120	5	5	100%	96%
HEALTH EDUCATION	550	1	1	100%	98%
AGRICULTURE	700	7	7	100%	93%
Teaching Special Populations		65	65	100%	95%
ED OF DEAF & HARD OF HEARING	271	0	0	NA	82%
SE STUDENTS W/MENTAL RETARDATION	321	13	13	100%	100%
SPEECH-LANGUAGE PATHOLOGY	330	13	13	100%	96%
SE APPLIC OF CORE PRINCIPLES ACROSS	352	17	17	100%	94%
EDUC. EXCEPTIONAL STUDENTS: CK	353	9	9	100%	98%
SE BEHAVIORAL/EMOTIONAL	371	10	10	100%	93%
ED EXCEPT STUDENTS: MILD MODER. DISABIL	542	3	3	100%	97%

<i>Type of Assessment</i> ²	<i>Number Taking Assessment</i> ³	<i>Number Passing Assessment</i> ⁴	<i>Institutional Pass Rate</i>	<i>Statewide Pass Rate</i>
Aggregate - Basic Skills				
Aggregate - Professional Knowledge	312	310	99%	98%
Aggregate - Academic Content Areas (Math, English, Biology, etc.)	330	318	96%	96%
Aggregate - Other Content Areas (Career/Technical Education, Health Educations, etc.)	13	13	100%	96%
Aggregate - Teaching Special Populations (Special Education, ELS, etc.)	39	39	100%	93%
Aggregate - Performance Assessments				
Summary Totals and Pass Rates ⁵	338	326	96%	95%