


## Single-Assessment Institution Level Pass-Rate Data: Regular Teacher Preparation Program

	<b>HEA - Title II 2005-2006 Academic Year</b>						
<b>Institution Name</b>	WESTERN KENTUCKY UNIVERSITY						
<b>Institution Code</b>	1901						
<b>State</b>	Kentucky						
<b>Number of Program Completers Submitted</b>	338						
<b>Number of Program Completers found, matched, and used in passing rate Calculations<sup>1</sup></b>	338						
<i>January 11, 2007</i>							
					<b>Statewide</b>		
<i>Type of Assessment</i>	<i>Assessment Code Number</i>	<i>Number Taking Assessment</i>	<i>Number Passing Assessment</i>	<i>Institutional Pass Rate</i>	<i>Number Taking Assessment</i>	<i>Number Passing Assessment</i>	<i>Statewide Pass Rate</i>
<b>Professional Knowledge</b>							
PRINCIPLES LEARNING & TEACHING K-6	522	202	201	100%	1343	1326	99%
PRINCIPLES LEARNING & TEACHING 5-9	523	38	37	97%	248	232	94%
PRINCIPLES LEARNING & TEACHING 7-12	524	72	72	100%	622	609	98%
<b>Academic Content Areas</b>							
ELEM ED CURR INSTRUC ASSESSMENT	011	63	63	100%	371	360	97%
ELEMENTARY ED CONTENT KNOWLEDGE	014	123	117	95%	874	847	97%
ENG LANG LIT COMP CONTENT KNOWLEDGE	041	12	12	100%	96	92	96%
ENG LANG LIT COMP ESSAYS	042	12	12	100%	94	89	95%
MIDDLE SCHOOL ENGLISH LANGUAGE ARTS	049	19	18	95%	109	102	94%
MATHEMATICS: CONTENT KNOWLEDGE	061				71	71	100%
MATH PROOFS MODELS PROBLEMS PART 1	063				65	64	98%
MIDDLE SCHOOL MATHEMATICS	069	16	16	100%	92	90	98%
SOCIAL STUDIES: CONTENT KNOWLEDGE	081	26	26	100%	170	166	98%
SOCIAL STUDIES: INTERPRET MATERIALS	083	26	26	100%	167	159	95%
MIDDLE SCHOOL SOCIAL STUDIES	089	25	24	96%	121	115	95%
PHYSICAL ED: CONTENT KNOWLEDGE	091	6			101	100	99%
PHYSICAL ED ANALYSIS AND DESIGN	092	6			96	95	99%
BUSINESS EDUCATION	100	10	10	100%	40	39	98%
MUSIC CONCEPTS AND PROCESSES	111	7			83	81	98%
MUSIC CONTENT KNOWLEDGE	113	7			87	85	98%

<sup>1</sup> The number of program completers found, matched and used in the passing rate calculation will not equal the sum of the column labeled "Number Taking Assessment" since a completer can take more than one assessment.

## Single-Assessment Institution Level Pass-Rate Data: Regular Teacher Preparation Program



### **HEA - Title II 2005-2006 Academic Year**


<b>Institution Name</b>	WESTERN KENTUCKY UNIVERSITY
<b>Institution Code</b>	1901
<b>State</b>	Kentucky
<b>Number of Program Completers Submitted</b>	338
<b>Number of Program Completers found, matched, and used in passing rate Calculations<sup>1</sup></b>	338

January 11, 2007

<i>Type of Assessment</i>	<i>Assessment Code Number</i>	<i>Number Taking Assessment</i>	<i>Number Passing Assessment</i>	<i>Institutional Pass Rate</i>	<b>Statewide</b>		
					<i>Number Taking Assessment</i>	<i>Number Passing Assessment</i>	<i>Statewide Pass Rate</i>
ART MAKING	131	8			63	58	92%
ART CONTENT KNOWLEDGE	133	8			64	61	95%
FRENCH CONTENT KNOWLEDGE	173				5		
GERMAN CONTENT KNOWLEDGE	181	1			1		
SPANISH CONTENT KNOWLEDGE	191	3			14	10	71%
SPANISH PRODUCTIVE LANGUAGE SKILLS	192				3		
BIOLOGY CONTENT KNOWLEDGE PART 1	231	2			17	16	94%
BIOLOGY CONTENT ESSAYS	233	2			16	16	100%
BIOLOGY CONTENT KNOWLEDGE	235				13	13	100%
CHEMISTRY CONTENT KNOWLEDGE	241				2		
CHEMISTRY CONTENT KNOWLEDGE	245				5		
PHYSICS CONTENT KNOWLEDGE	261				2		
PHYSICS CONTENT KNOWLEDGE	265				1		
GENERAL SCI CONTENT KNOWL PART 2	432				4		
MIDDLE SCHOOL SCIENCE	439	9			71	70	99%
EARTH SCIENCE CONTENT KNOWLEDGE	571				2		
LATIN	600				3		
<b>Other Content Areas</b>							
TECHNOLOGY EDUCATION	050				3		
FAMILY AND CONSUMER SCIENCES	120	5			23	22	96%
HEALTH EDUCATION	550	1			50	49	98%

<sup>1</sup> The number of program completers found, matched and used in the passing rate calculation will not equal the sum of the column labeled "Number Taking Assessment" since a completer can take more than one assessment.

## Single-Assessment Institution Level Pass-Rate Data: Regular Teacher Preparation Program


	<b>HEA - Title II 2005-2006 Academic Year</b>
<b>Institution Name</b>	WESTERN KENTUCKY UNIVERSITY
<b>Institution Code</b>	1901
<b>State</b>	Kentucky
<b>Number of Program Completers Submitted</b>	338
<b>Number of Program Completers found, matched, and used in passing rate Calculations<sup>1</sup></b>	338

January 11, 2007

<i>Type of Assessment</i>	<i>Assessment Code Number</i>	<i>Number Taking Assessment</i>	<i>Number Passing Assessment</i>	<i>Institutional Pass Rate</i>	<b>Statewide</b>		
					<i>Number Taking Assessment</i>	<i>Number Passing Assessment</i>	<i>Statewide Pass Rate</i>
AGRICULTURE	700	7			27	25	93%
<b>Teaching Special Populations</b>							
ED OF DEAF & HARD OF HEARING	271				11	9	82%
SE STUDENTS W/MENTAL RETARDATION	321	13	13	100%	39	39	100%
SPEECH-LANGUAGE PATHOLOGY	330	13	13	100%	50	48	96%
SE APPLIC OF CORE PRINCIPLES ACROSS	352	17	17	100%	160	151	94%
EDUC. EXCEPTIONAL STUDENTS: CK	353	9			89	87	98%
SE BEHAVIORAL/EMOTIONAL	371	10	10	100%	130	121	93%
ED EXCEPT STUDENTS: MILD MODER. DISABIL	542	3			35	34	97%

<sup>1</sup> The number of program completers found, matched and used in the passing rate calculation will not equal the sum of the column labeled "Number Taking Assessment" since a completer can take more than one assessment.

## Aggregate and Summary Institution-Level Pass-Rate Data: Regular Teacher Preparation Program

	<b>HEA - Title II 2005-2006 Academic Year</b>					
<b>Institution Name</b>	WESTERN KENTUCKY UNIVERSITY					
<b>Institution Code</b>	1901					
<b>State</b>	Kentucky					
<b>Number of Program Completers Submitted</b>	338					
<b>Number of Program Completers found, matched, and used in passing rate Calculations<sup>1</sup></b>	338					
				<i>January 11, 2007</i>		
				<b>Statewide</b>		
<i>Type of Assessment<sup>2</sup></i>	<i>Number Taking Assessment<sup>3</sup></i>	<i>Number Passing Assessment<sup>4</sup></i>	<i>Institutional Pass Rate</i>	<i>Number Taking Assessment<sup>3</sup></i>	<i>Number Passing Assessment<sup>4</sup></i>	<i>Statewide Pass Rate</i>
Aggregate - Basic Skills						
Aggregate - Professional Knowledge	312	310	99%	2213	2167	98%
Aggregate - Academic Content Areas (Math, English, Biology, etc.)	330	318	96%	2332	2239	96%
Aggregate - Other Content Areas (Career/Technical Education, Health Educations, etc.)	13	13	100%	103	99	96%
Aggregate - Teaching Special Populations (Special Education, ELS, etc.)	39	39	100%	266	247	93%
Aggregate - Performance Assessments						
<b>Summary Totals and Pass Rates<sup>5</sup></b>	338	326	96%	2357	2232	95%

<sup>1</sup> The number of program completers found, matched and used in the passing rate calculation will not equal the sum of the column labeled "Number Taking Assessment" since a completer can take more than one assessment.

<sup>2</sup> Institutions and/or States did not require the assessments within an aggregate where data cells are blank.

<sup>3</sup> Number of completers who took one or more tests in a category and within their area of specialization.

<sup>4</sup> Number who passed all tests they took in a category and within their area of specialization.

<sup>5</sup> Summary Totals and Pass Rate: Number of completers who successfully completed one or more tests across all categories used by the state for licensure and the total passrate.