


Single-Assessment Institution Level Pass-Rate Data: Regular Teacher Preparation Program

| | | | | | | | |
|---|-------------------------------|---|----------------------------------|--------------------------------|---------------------------------|----------------------------------|----------------------------|
|  | | HEA - Title II 2004-2005 Academic Year | | | | | |
| Institution Name | WESTERN KENTUCKY UNIVERSITY | | | | | | |
| Institution Code | 1901 | | | | | | |
| State | Kentucky | | | | | | |
| Number of Program Completers Submitted | 371 | | | | | | |
| Number of Program Completers found, matched, and used in passing rate Calculations¹ | 370 | | | | | | |
| <i>January 17, 2006</i> | | | | | | | |
| | | | | | Statewide | | |
| <i>Type of Assessment</i> | <i>Assessment Code Number</i> | <i>Number Taking Assessment</i> | <i>Number Passing Assessment</i> | <i>Institutional Pass Rate</i> | <i>Number Taking Assessment</i> | <i>Number Passing Assessment</i> | <i>Statewide Pass Rate</i> |
| Professional Knowledge | | | | | | | |
| PRINCIPLES LEARNING & TEACHING K-6 | 522 | 200 | 199 | 100% | 1293 | 1278 | 99% |
| PRINCIPLES LEARNING & TEACHING 5-9 | 523 | 48 | 42 | 88% | 265 | 244 | 92% |
| PRINCIPLES LEARNING & TEACHING 7-12 | 524 | 86 | 84 | 98% | 630 | 618 | 98% |
| Academic Content Areas | | | | | | | |
| ELEM ED CURR INSTRUC ASSESSMENT | 011 | 171 | 164 | 96% | 1076 | 1040 | 97% |
| ELEMENTARY ED CONTENT KNOWLEDGE | 014 | 20 | 18 | 90% | 134 | 127 | 95% |
| ENG LANG LIT COMP CONTENT KNOWLEDGE | 041 | 19 | 19 | 100% | 121 | 117 | 97% |
| ENG LANG LIT COMP ESSAYS | 042 | 19 | 18 | 95% | 118 | 112 | 95% |
| MIDDLE SCHOOL ENGLISH LANGUAGE ARTS | 049 | 18 | 18 | 100% | 109 | 103 | 94% |
| MATHEMATICS: CONTENT KNOWLEDGE | 061 | 8 | | | 69 | 66 | 96% |
| MATH PROOFS MODELS PROBLEMS PART 1 | 063 | 8 | | | 69 | 68 | 99% |
| MIDDLE SCHOOL MATHEMATICS | 069 | 19 | 19 | 100% | 98 | 98 | 100% |
| SOCIAL STUDIES: CONTENT KNOWLEDGE | 081 | 19 | 19 | 100% | 159 | 154 | 97% |
| SOCIAL STUDIES: INTERPRET MATERIALS | 083 | 19 | 19 | 100% | 153 | 152 | 99% |
| MIDDLE SCHOOL SOCIAL STUDIES | 089 | 23 | 21 | 91% | 136 | 131 | 96% |
| PHYSICAL ED: CONTENT KNOWLEDGE | 091 | 10 | 10 | 100% | 80 | 80 | 100% |
| PHYSICAL ED ANALYSIS AND DESIGN | 092 | 10 | 10 | 100% | 71 | 70 | 99% |
| BUSINESS EDUCATION | 100 | 10 | 10 | 100% | 49 | 49 | 100% |
| MUSIC CONCEPTS AND PROCESSES | 111 | 8 | | | 85 | 83 | 98% |
| MUSIC CONTENT KNOWLEDGE | 113 | 8 | | | 90 | 89 | 99% |

¹ The number of program completers found, matched and used in the passing rate calculation will not equal the sum of the column labeled "Number Taking Assessment" since a completer can take more than one assessment.

Single-Assessment Institution Level Pass-Rate Data: Regular Teacher Preparation Program



HEA - Title II 2004-2005 Academic Year


| | |
|---|-----------------------------|
| Institution Name | WESTERN KENTUCKY UNIVERSITY |
| Institution Code | 1901 |
| State | Kentucky |
| Number of Program Completers Submitted | 371 |
| Number of Program Completers found, matched, and used in passing rate Calculations¹ | 370 |

January 17, 2006

| <i>Type of Assessment</i> | <i>Assessment Code Number</i> | <i>Number Taking Assessment</i> | <i>Number Passing Assessment</i> | <i>Institutional Pass Rate</i> | Statewide | | |
|-------------------------------------|-------------------------------|---------------------------------|----------------------------------|--------------------------------|---------------------------------|----------------------------------|----------------------------|
| | | | | | <i>Number Taking Assessment</i> | <i>Number Passing Assessment</i> | <i>Statewide Pass Rate</i> |
| ART MAKING | 131 | 5 | | | 62 | 55 | 89% |
| ART CONTENT KNOWLEDGE | 133 | 5 | | | 61 | 60 | 98% |
| FRENCH CONTENT KNOWLEDGE | 173 | | | | 2 | | |
| GERMAN CONTENT KNOWLEDGE | 181 | | | | 1 | | |
| SPANISH CONTENT KNOWLEDGE | 191 | 1 | | | 9 | | |
| SPANISH PRODUCTIVE LANGUAGE SKILLS | 192 | 1 | | | 4 | | |
| BIOLOGY CONTENT KNOWLEDGE PART 1 | 231 | 3 | | | 34 | 31 | 91% |
| BIOLOGY CONTENT ESSAYS | 233 | 3 | | | 34 | 33 | 97% |
| CHEMISTRY CONTENT KNOWLEDGE | 241 | | | | 4 | | |
| CHEMISTRY CONTENT KNOWLEDGE | 245 | | | | 1 | | |
| PHYSICS CONTENT KNOWLEDGE | 261 | | | | 2 | | |
| GENERAL SCI CONTENT KNOWL PART 2 | 432 | | | | 6 | | |
| MIDDLE SCHOOL SCIENCE | 439 | 13 | 13 | 100% | 68 | 68 | 100% |
| Other Content Areas | | | | | | | |
| TECHNOLOGY EDUCATION | 050 | 1 | | | 10 | 10 | 100% |
| FAMILY AND CONSUMER SCIENCES | 120 | 7 | | | 19 | 19 | 100% |
| HEALTH EDUCATION | 550 | | | | 49 | 47 | 96% |
| AGRICULTURE | 700 | 12 | 11 | 92% | 37 | 35 | 95% |
| Teaching Special Populations | | | | | | | |
| ED OF DEAF & HARD OF HEARING | 271 | | | | 7 | | |
| SE STUDENTS W/MENTAL RETARDATION | 321 | 1 | | | 15 | 15 | 100% |

¹ The number of program completers found, matched and used in the passing rate calculation will not equal the sum of the column labeled "Number Taking Assessment" since a completer can take more than one assessment.

Single-Assessment Institution Level Pass-Rate Data: Regular Teacher Preparation Program


| | |
|---|---|
|  | HEA - Title II 2004-2005 Academic Year |
| Institution Name | WESTERN KENTUCKY UNIVERSITY |
| Institution Code | 1901 |
| State | Kentucky |
| Number of Program Completers Submitted | 371 |
| Number of Program Completers found, matched, and used in passing rate Calculations¹ | 370 |

January 17, 2006

| <i>Type of Assessment</i> | <i>Assessment Code Number</i> | <i>Number Taking Assessment</i> | <i>Number Passing Assessment</i> | <i>Institutional Pass Rate</i> | Statewide | | |
|---|-------------------------------|---------------------------------|----------------------------------|--------------------------------|---------------------------------|----------------------------------|----------------------------|
| | | | | | <i>Number Taking Assessment</i> | <i>Number Passing Assessment</i> | <i>Statewide Pass Rate</i> |
| SPEECH-LANGUAGE PATHOLOGY | 330 | 9 | | | 36 | 35 | 97% |
| SE APPLIC OF CORE PRINCIPLES ACROSS | 352 | 27 | 23 | 85% | 191 | 177 | 93% |
| EDUC. EXCEPTIONAL STUDENTS: CK | 353 | 8 | | | 36 | 35 | 97% |
| SE BEHAVIORAL/EMOTIONAL | 371 | 24 | 20 | 83% | 166 | 156 | 94% |
| ED EXCEPT STUDENTS: MILD MODER. DISABIL | 542 | 2 | | | 6 | | |

¹ The number of program completers found, matched and used in the passing rate calculation will not equal the sum of the column labeled "Number Taking Assessment" since a completer can take more than one assessment.

Aggregate and Summary Institution-Level Pass-Rate Data: Regular Teacher Preparation Program

| | | | | | | |
|---|---|--|--------------------------------|---|--|----------------------------|
|  | HEA - Title II 2004-2005 Academic Year | | | | | |
| Institution Name | WESTERN KENTUCKY UNIVERSITY | | | | | |
| Institution Code | 1901 | | | | | |
| State | Kentucky | | | | | |
| Number of Program Completers Submitted | 371 | | | | | |
| Number of Program Completers found, matched, and used in passing rate Calculations¹ | 370 | | | | | |
| | | | | <i>January 17, 2006</i> | | |
| | | | | Statewide | | |
| <i>Type of Assessment²</i> | <i>Number Taking Assessment³</i> | <i>Number Passing Assessment⁴</i> | <i>Institutional Pass Rate</i> | <i>Number Taking Assessment³</i> | <i>Number Passing Assessment⁴</i> | <i>Statewide Pass Rate</i> |
| Aggregate - Basic Skills | | | | | | |
| Aggregate - Professional Knowledge | 334 | 325 | 97% | 2188 | 2140 | 98% |
| Aggregate - Academic Content Areas (Math, English, Biology, etc.) | 347 | 333 | 96% | 2304 | 2219 | 96% |
| Aggregate - Other Content Areas (Career/Technical Education, Health Educations, etc.) | 20 | 19 | 95% | 115 | 111 | 97% |
| Aggregate - Teaching Special Populations (Special Education, ELS, etc.) | 36 | 29 | 81% | 230 | 207 | 90% |
| Aggregate - Performance Assessments | | | | | | |
| Summary Totals and Pass Rates⁵ | 370 | 342 | 92% | 2363 | 2228 | 94% |

¹ The number of program completers found, matched and used in the passing rate calculation will not equal the sum of the column labeled "Number Taking Assessment" since a completer can take more than one assessment.

² Institutions and/or States did not require the assessments within an aggregate where data cells are blank.

³ Number of completers who took one or more tests in a category and within their area of specialization.

⁴ Number who passed all tests they took in a category and within their area of specialization.

⁵ Summary Totals and Pass Rate: Number of completers who successfully completed one or more tests across all categories used by the state for licensure and the total passrate.