



[Click the KCEWS logo for Technical Notes](#)

The **Kentucky Teacher Preparation Feedback Report (TPFR)** is produced for all in-state 4-year public and independent colleges and universities by the **Kentucky Center for Education and Workforce Statistics (KCEWS)**, utilizing data from the Kentucky Longitudinal Data System (KLDS). The TPFR includes data in the KLDS – specifically data from the Education Professional Standards Board (EPSB) and the Kentucky Department of Education (KDE).

The **TPFR** answers the following questions:

- Who are our future teachers?
- What initial certification programs are producing the most Program Completers?
- How are candidates progressing through their Teacher Preparation Programs?
- Do Program Completers continue to get a statement of eligibility and certification?
- What are employment outcomes for Program Completers one year after completion?
- For Program Completers employed as a certified K-12 teacher one year after completion, where were they employed?
- What are employment and retention rates for Program Completers?

Occasionally, data from one source will not conform to data from another source because of differences in candidate cohorts, how variables are defined, the treatment of missing data, and other factors. This means that data published in this report may not be comparable to data published in other reports. Values that are not available or are suppressed to preserve individual privacy are represented by the term “redacted”.

Recent Teacher Candidate Admission by Gender, Race/Ethnicity, Cohort Year

Gender - State

Program Type	Gender	2013	2014	2015
Initial Certificate Bachelor's Level	F	917 (80%)	1396 (78%)	1405 (81%)
	M	236 (20%)	396 (22%)	339 (19%)
Initial Certificate Graduate Level	F	530 (67%)	675 (66%)	683 (66%)
	M	265 (33%)	346 (34%)	357 (34%)



Gender - Institution: Western Kentucky University

Program Type	Gender	2013	2014	2015
Initial Certificate Bachelor's Level	F	69 (76%)	210 (80%)	257 (81%)
	M	22 (24%)	54 (20%)	59 (19%)
Initial Certificate Graduate Level	F	Redacted	33 (75%)	Redacted
	M	Redacted	11 (25%)	Redacted

Institution

- ☐ Alice Lloyd College
- ☐ Asbury University
- ☐ Bellarmine University
- ☐ Berea College
- ☐ Boyce College
- ☐ Brescia University
- ☐ Campbellsville University
- ☐ Centre College
- ☐ Eastern Kentucky University
- ☐ Georgetown College
- ☐ Kentucky Christian University
- ☐ Kentucky State University
- ☐ Kentucky Wesleyan College
- ☐ Lindsey Wilson College
- ☐ Midway College
- ☐ Morehead State University
- ☐ Murray State University
- ☐ Northern Kentucky University
- ☐ Spalding University
- ☐ Thomas More College
- ☐ Transylvania University
- ☐ Union College
- ☐ University of Kentucky
- ☐ University of Louisville
- ☐ University of Pikeville
- ☐ University of the Cumberlands
- ☒ Western Kentucky University

Race/Ethnicity - State

Program Type	Race/Ethnicity	2013	2014	2015
Initial Certificate Bachelor's Level	All Other or Unknown Race/Ethnicities	94 (8%)	97 (5%)	105 (6%)
	Black, Non-Hispanic	29 (3%)	37 (2%)	47 (3%)
	Hispanic or Latino, regardless of race	13 (1%)	26 (1%)	22 (1%)
	Two or More Races		12 (1%)	18 (1%)
	White, Non-Hispanic Only	1017 (88%)	1620 (90%)	1552 (89%)
Initial Certificate Graduate Level	All Other or Unknown Race/Ethnicities	41 (5%)	111 (11%)	105 (10%)
	Asian, Non-Hispanic Only			12 (1%)
	Black, Non-Hispanic	38 (5%)	35 (3%)	38 (4%)
	Hispanic or Latino, regardless of race	10 (1%)	14 (1%)	15 (1%)
	Two or More Races	10 (1%)		
	White, Non-Hispanic Only	696 (88%)	861 (84%)	870 (84%)

Race/Ethnicity - Institution: Western Kentucky University

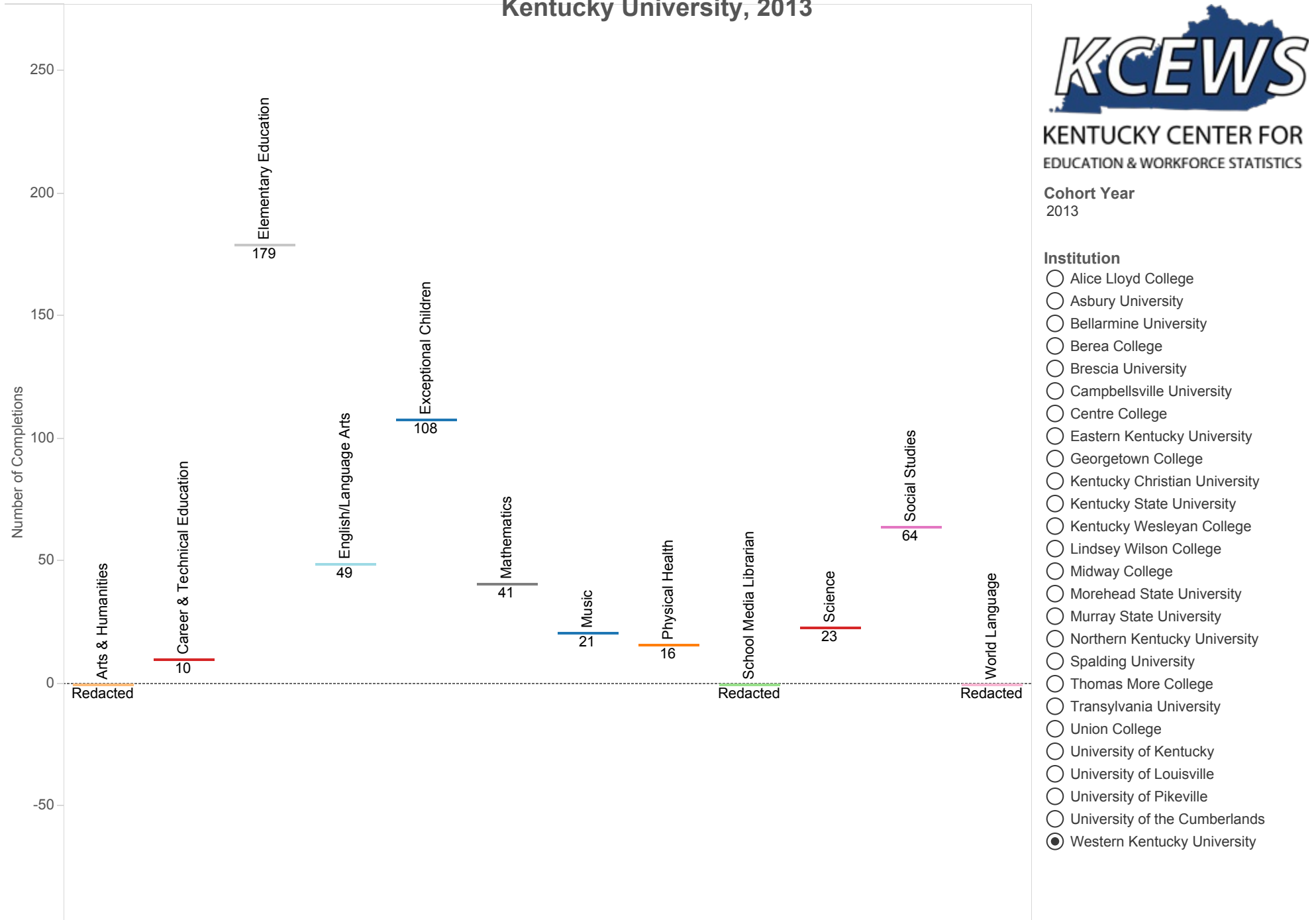
Program Type	Race/Ethnicity	2013	2014	2015
Initial Certificate Bachelor's Level	All Other or Unknown Race/Ethnicities	Redacted	21 (8%)	24 (8%)
	White, Non-Hispanic Only	Redacted	243 (92%)	292 (92%)
Initial Certificate Graduate Level	All Other or Unknown Race/Ethnicities	Redacted	Redacted	10 (33%)
	White, Non-Hispanic Only	Redacted	Redacted	20 (67%)

This page looks at recent program admissions in terms of gender and race. The cohort is defined by admission into a Teacher Preparation Program (TPP), as recorded by the EPSB, in the 2013, 2014, and 2015 Academic Years. Individuals are counted only once per EPP and Program Level (Initial Certificate Bachelor's Level versus Initial Certificate Graduate Level), even if enrolled in multiple TPPs in the same year.

Where possible, race/ethnicities with less than 10 individuals have been rolled into "All Other or Unknown Race/Ethnicities" in order to avoid redaction while maintaining data confidentiality and privacy.

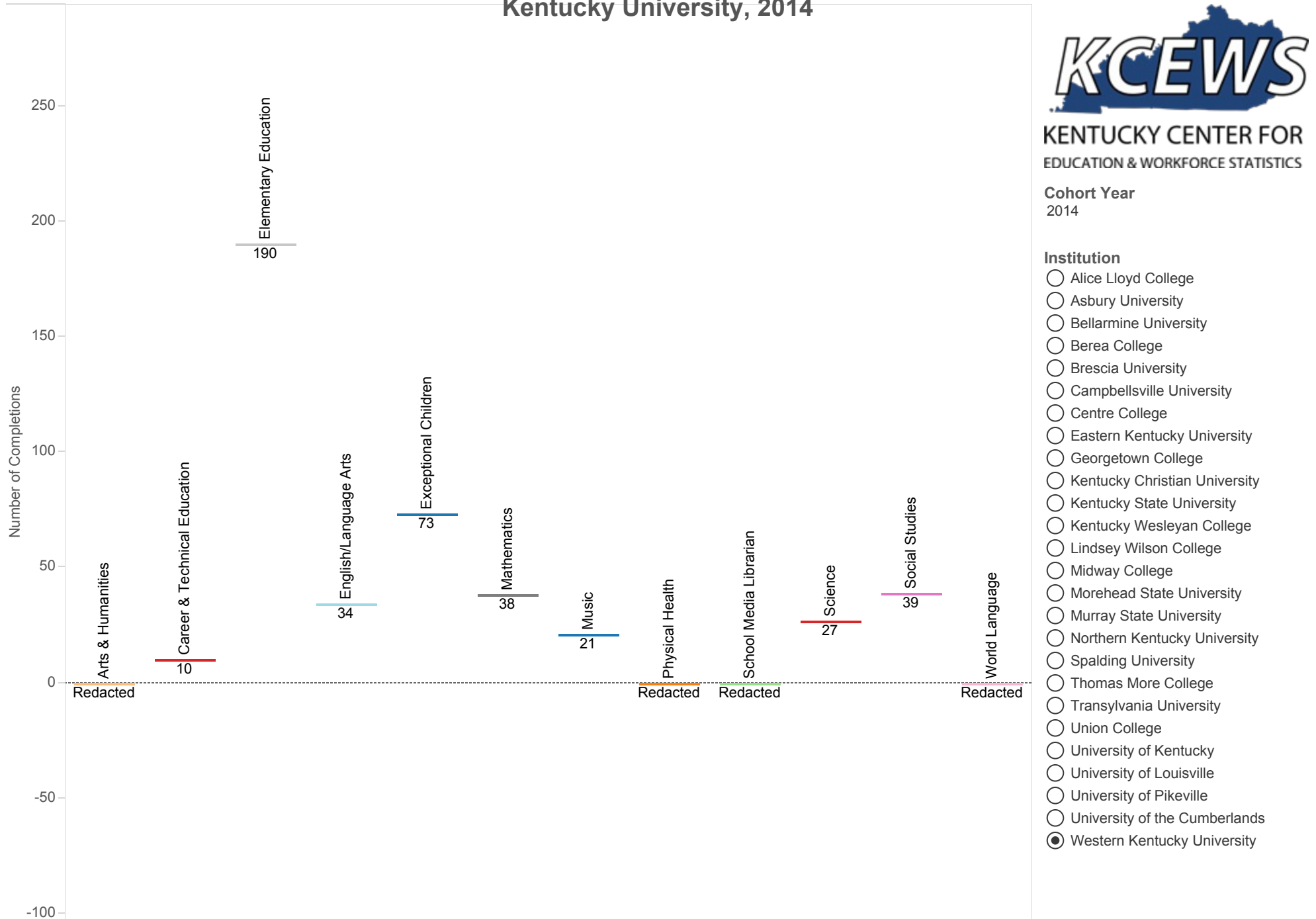
When "redacted" shows, N is less than 10. When blank, no data is present.

Initial Certification Teacher Preparation Program Completions by Program Subject - Institution: Western Kentucky University, 2013



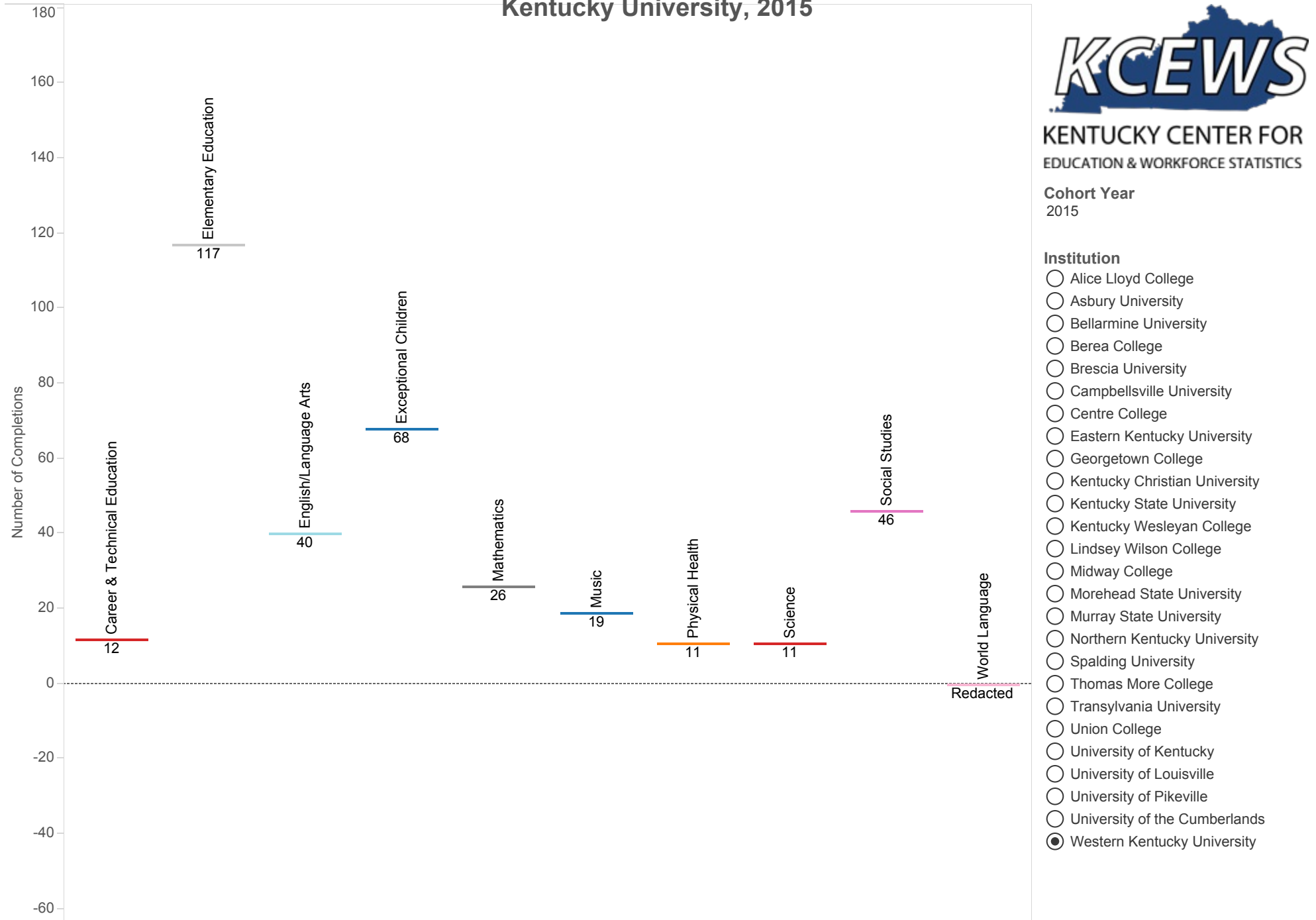
This page is intended to provide a brief overview of recent teacher preparation program completers from an Initial Certification program by program subject, year of program completion and institution. This cohort is defined by successful program completion, as recorded by the Education Professional Standards Board (EPSB), in Academic Years 2013, 2014, or 2015.

Initial Certification Teacher Preparation Program Completions by Program Subject - Institution: Western Kentucky University, 2014



This page is intended to provide a brief overview of recent teacher preparation program completers from an Initial Certification program by program subject, year of program completion and institution. This cohort is defined by successful program completion, as recorded by the Education Professional Standards Board (EPSB), in Academic Years 2013, 2014, or 2015.

Initial Certification Teacher Preparation Program Completions by Program Subject - Institution: Western Kentucky University, 2015



This page is intended to provide a brief overview of recent teacher preparation program completers from an Initial Certification program by program subject, year of program completion and institution. This cohort is defined by successful program completion, as recorded by the Education Professional Standards Board (EPSB), in Academic Years 2013, 2014, or 2015.

Teacher Preparation Program Progress - Institution: Western Kentucky University

Institution
Western Kentucky University

Program
Initial Certificate Bachelor's Level

Program Exit Continue Program Completion



**KENTUCKY CENTER FOR
EDUCATION & WORKFORCE STATISTICS**

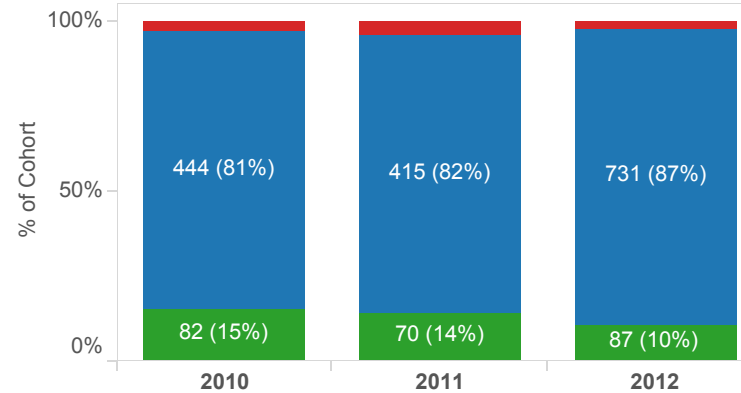
There are three cohort years used in this report; 2010, 2011, and 2012. Each cohort year includes students who started a Teacher Preparation Program (TPP) in that academic year, as reported by EPSB. TPPs are designed to allow completion within three years. The program progress status is calculated as follows:



Year 1 Program Progress Status

Cohort Year	Program Exit	Continue	Program Completion
2010	19 (3%)	444 (81%)	82 (15%)
2011	21 (4%)	415 (82%)	70 (14%)
2012	22 (3%)	731 (87%)	87 (10%)

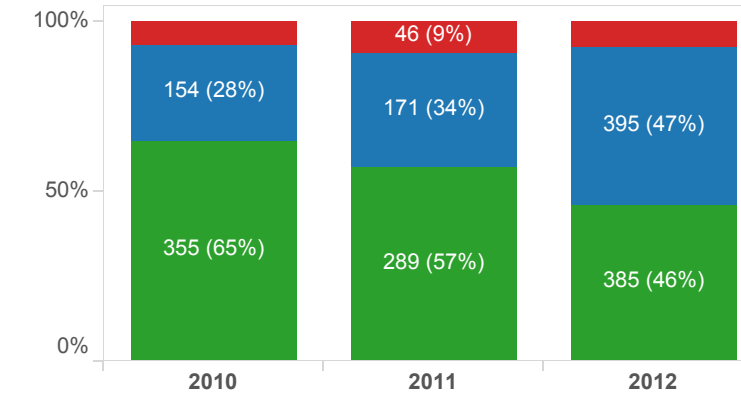
Year 1 Program Progress



Year 2 Program Progress Status

Cohort Year	Program Exit	Continue	Program Completion
2010	36 (7%)	154 (28%)	355 (65%)
2011	46 (9%)	171 (34%)	289 (57%)
2012	60 (7%)	395 (47%)	385 (46%)

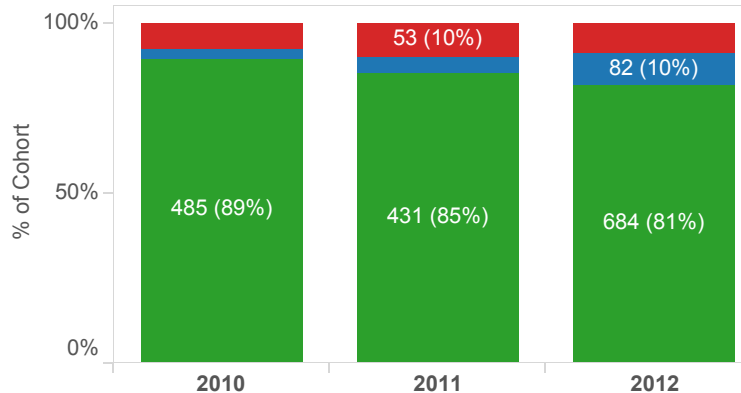
Year 2 Program Progress



Year 3 Program Progress Status

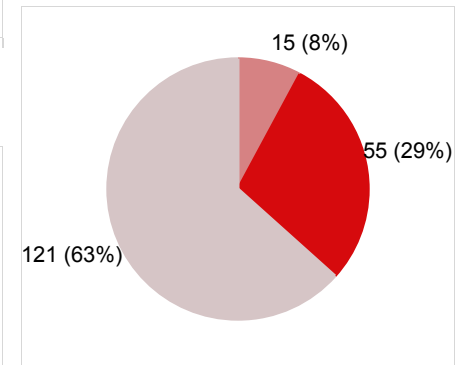
Cohort Year	Program Exit	Continue	Program Completion
2010	43 (8%)	17 (3%)	485 (89%)
2011	53 (10%)	22 (4%)	431 (85%)
2012	74 (9%)	82 (10%)	684 (81%)

Year 3 Program Progress



Reasons for Program Exit

Other Dropped Out Transferred



This cohort is any candidate who began a TPP in 2010, 2011, or 2012 and exited the program without successful program completion at any time since entrance. Cohorts are collapsed across the three years to prevent excessive redaction.

Teacher Preparation Program Progress - Institution: Western Kentucky University

Institution
Western Kentucky University

Program
Initial Certificate Graduate Level

Program Exit Continue Program Completion

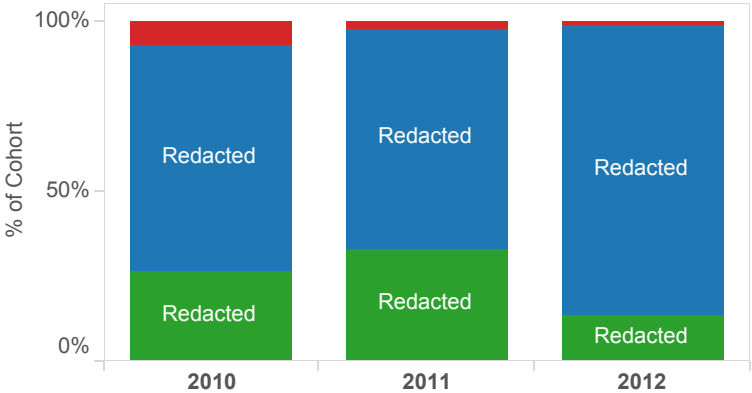


There are three cohort years used in this report; 2010, 2011, and 2012. Each cohort year includes students who started a Teacher Preparation Program (TPP) in that academic year, as reported by EPSB. TPPs are designed to allow completion within three years. The program progress status is calculated as follows:

Year 1 Program Progress Status

Cohort Year	Program Exit	Continue	Program Completion
2010	Redacted	Redacted	Redacted
2011	Redacted	Redacted	Redacted
2012	Redacted	Redacted	Redacted

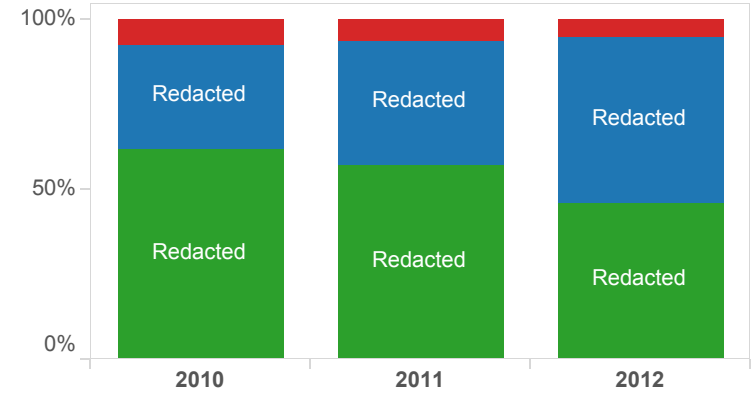
Year 1 Program Progress



Year 2 Program Progress Status

Cohort Year	Program Exit	Continue	Program Completion
2010	Redacted	Redacted	Redacted
2011	Redacted	Redacted	Redacted
2012	Redacted	Redacted	Redacted

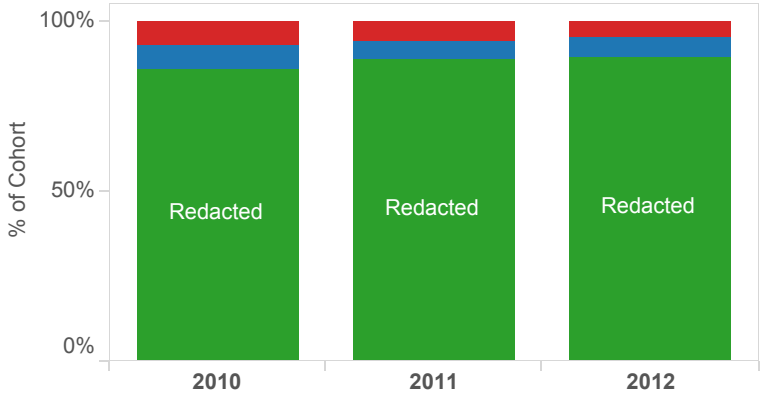
Year 2 Program Progress



Year 3 Program Progress Status

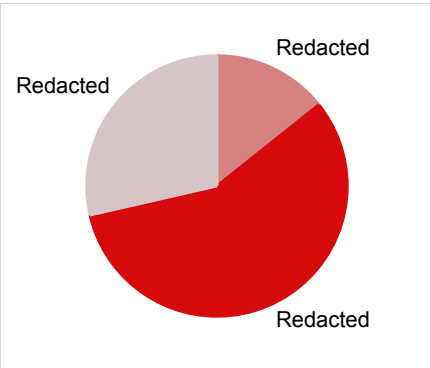
Cohort Year	Program Exit	Continue	Program Completion
2010	Redacted	Redacted	Redacted
2011	Redacted	Redacted	Redacted
2012	Redacted	Redacted	Redacted

Year 3 Program Progress



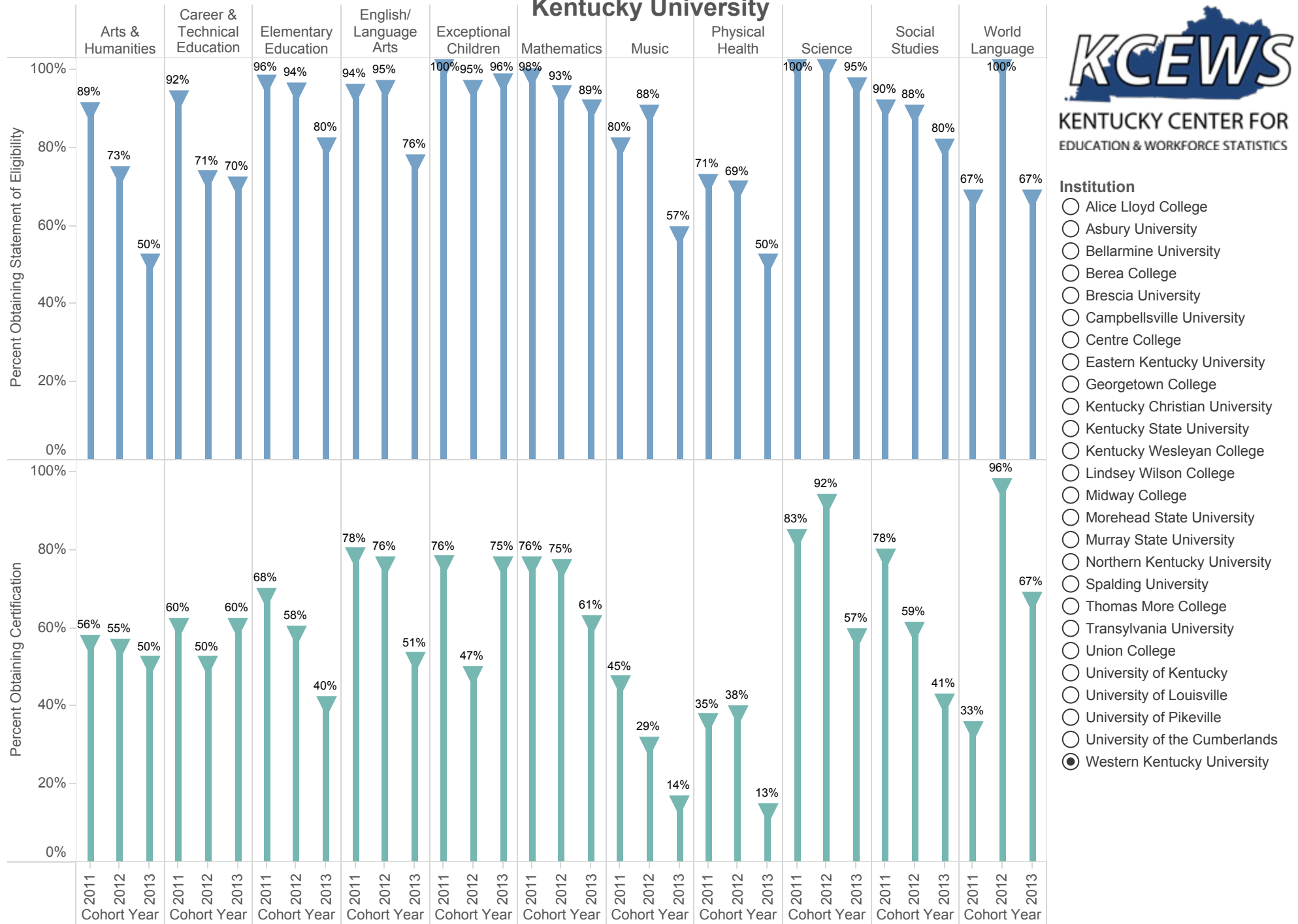
Reasons for Program Exit

Other Dropped Out Transferred



This cohort is any candidate who began a TPP in 2010, 2011, or 2012 and exited the program without successful program completion at any time since entrance. Cohorts are collapsed across the three years to prevent excessive redaction.

Program Completers Obtaining Statement of Eligibility and Certification by Cohort - Institution: Western Kentucky University



This page takes candidates documented as completing their (Initial Certificate Bachelor's Level) Teacher Preparation Program in 2011, 2012, or 2013 and shows the percentage of these completers who acquire at least one teaching certification.

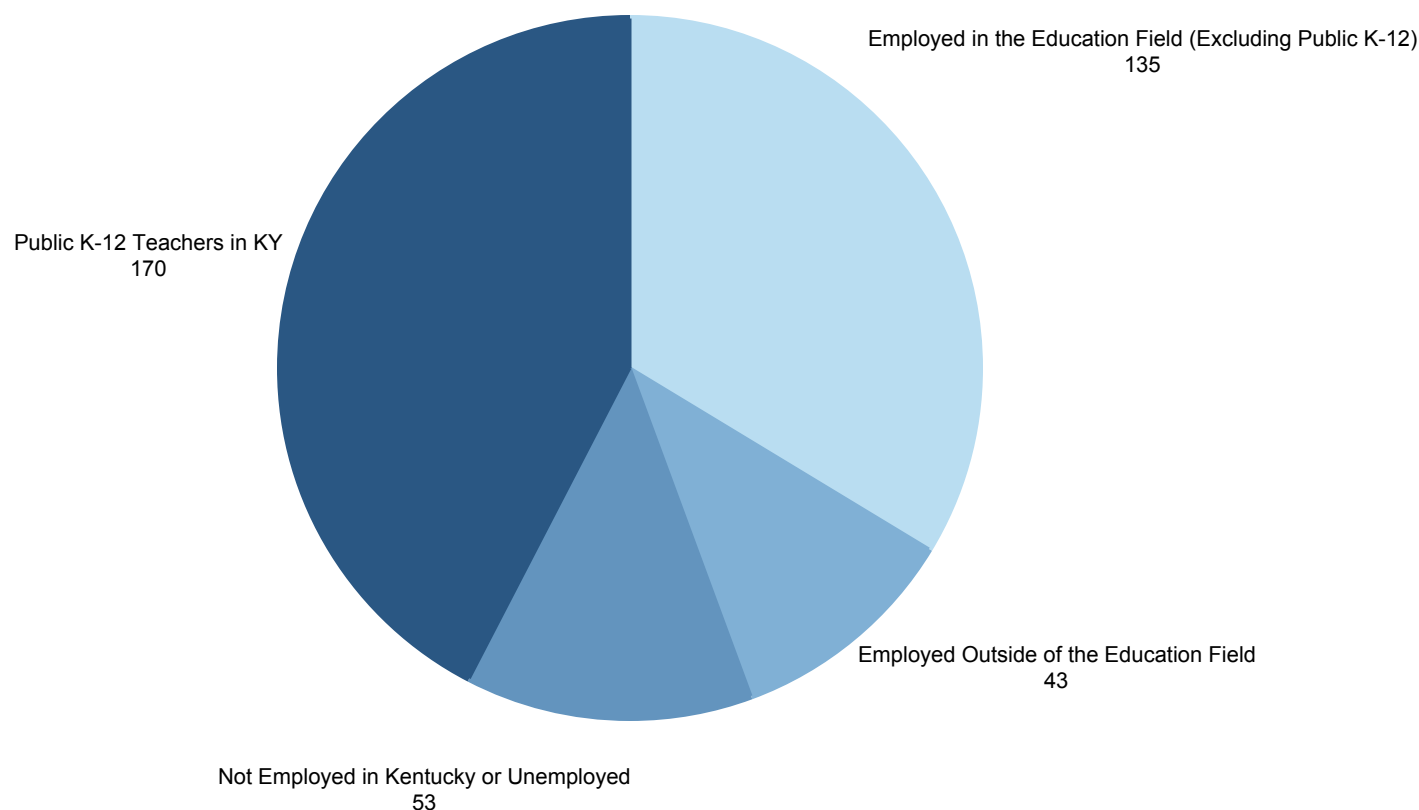
Program Completers One Year After Finishing Teacher Preparation Program - Institution: Western Kentucky University, 2011



Cohort Year
2011

Institution

- ☐ Alice Lloyd College
- ☐ Asbury University
- ☐ Bellarmine University
- ☐ Berea College
- ☐ Brescia University
- ☐ Campbellsville University
- ☐ Centre College
- ☐ Eastern Kentucky University
- ☐ Georgetown College
- ☐ Kentucky Christian University
- ☐ Kentucky State University
- ☐ Kentucky Wesleyan College
- ☐ Lindsey Wilson College
- ☐ Midway College
- ☐ Morehead State University
- ☐ Murray State University
- ☐ Northern Kentucky University
- ☐ Spalding University
- ☐ Thomas More College
- ☐ Transylvania University
- ☐ Union College
- ☐ University of Kentucky
- ☐ University of Louisville
- ☐ University of Pikeville
- ☐ University of the Cumberlands
- ☒ Western Kentucky University



This page takes candidates documented as completing their (Initial Certificate Bachelor's Level) Teacher Preparation Program in 2011, 2012, or 2013 and displays employment field one year after program completion. For how classifications were determined, see the Technical Notes.

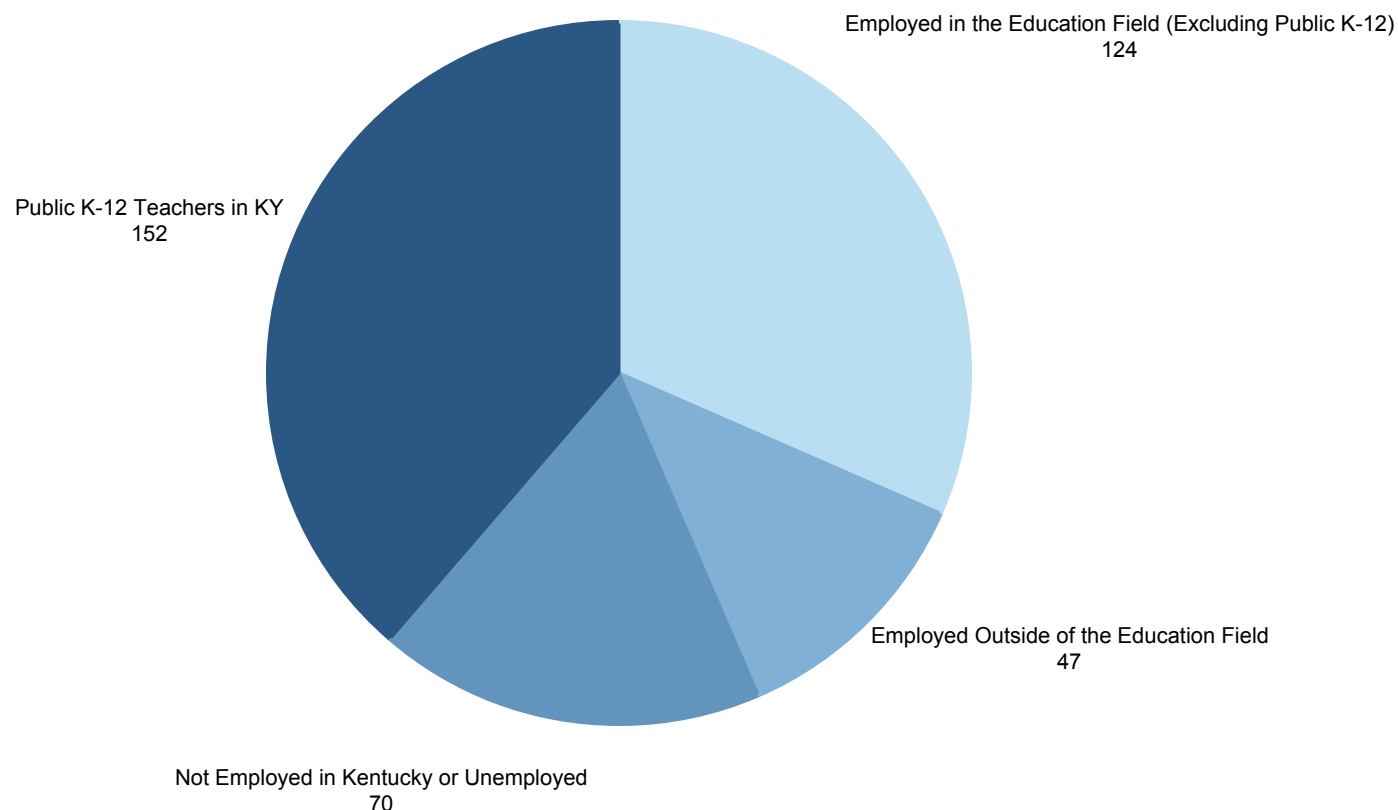
Program Completers One Year After Finishing Teacher Preparation Program - Institution: Western Kentucky University, 2012



2012
Cohort Year

Institution

- ☐ Alice Lloyd College
- ☐ Asbury University
- ☐ Bellarmine University
- ☐ Berea College
- ☐ Brescia University
- ☐ Campbellsville University
- ☐ Centre College
- ☐ Eastern Kentucky University
- ☐ Georgetown College
- ☐ Kentucky Christian University
- ☐ Kentucky State University
- ☐ Kentucky Wesleyan College
- ☐ Lindsey Wilson College
- ☐ Midway College
- ☐ Morehead State University
- ☐ Murray State University
- ☐ Northern Kentucky University
- ☐ Spalding University
- ☐ Thomas More College
- ☐ Transylvania University
- ☐ Union College
- ☐ University of Kentucky
- ☐ University of Louisville
- ☐ University of Pikeville
- ☐ University of the Cumberlands
- ☒ Western Kentucky University



This page takes candidates documented as completing their (Initial Certificate Bachelor's Level) Teacher Preparation Program in 2011, 2012, or 2013 and displays employment field one year after program completion. For how classifications were determined, see the Technical Notes.

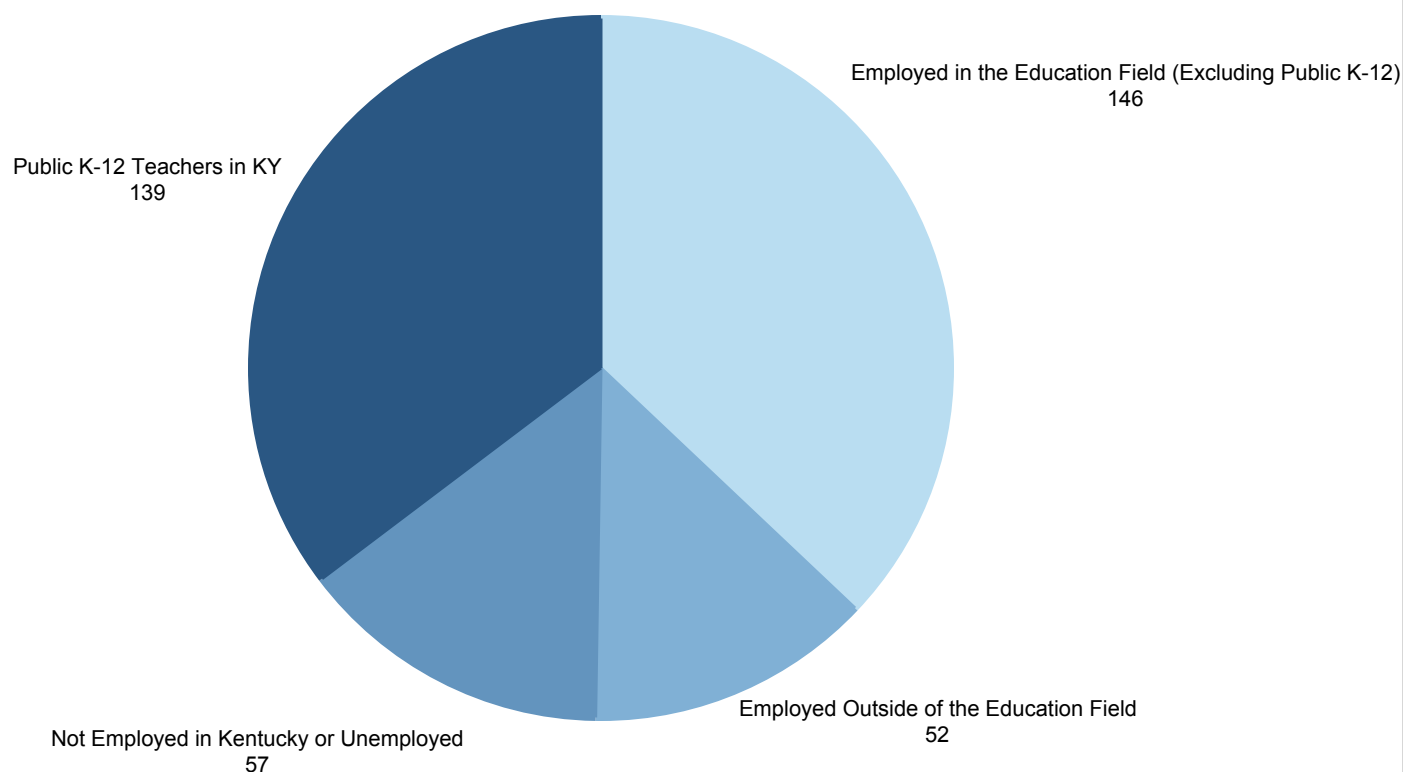
Program Completers One Year After Finishing Teacher Preparation Program - Institution: Western Kentucky University, 2013



Cohort Year
2013

Institution

- ☐ Alice Lloyd College
- ☐ Asbury University
- ☐ Bellarmine University
- ☐ Berea College
- ☐ Brescia University
- ☐ Campbellsville University
- ☐ Centre College
- ☐ Eastern Kentucky University
- ☐ Georgetown College
- ☐ Kentucky Christian University
- ☐ Kentucky State University
- ☐ Kentucky Wesleyan College
- ☐ Lindsey Wilson College
- ☐ Midway College
- ☐ Morehead State University
- ☐ Murray State University
- ☐ Northern Kentucky University
- ☐ Spalding University
- ☐ Thomas More College
- ☐ Transylvania University
- ☐ Union College
- ☐ University of Kentucky
- ☐ University of Louisville
- ☐ University of Pikeville
- ☐ University of the Cumberlands
- ☒ Western Kentucky University




This page takes candidates documented as completing their (Initial Certificate Bachelor's Level) Teacher Preparation Program in 2011, 2012, or 2013 and displays employment field one year after program completion. For how classifications were determined, see the Technical Notes.

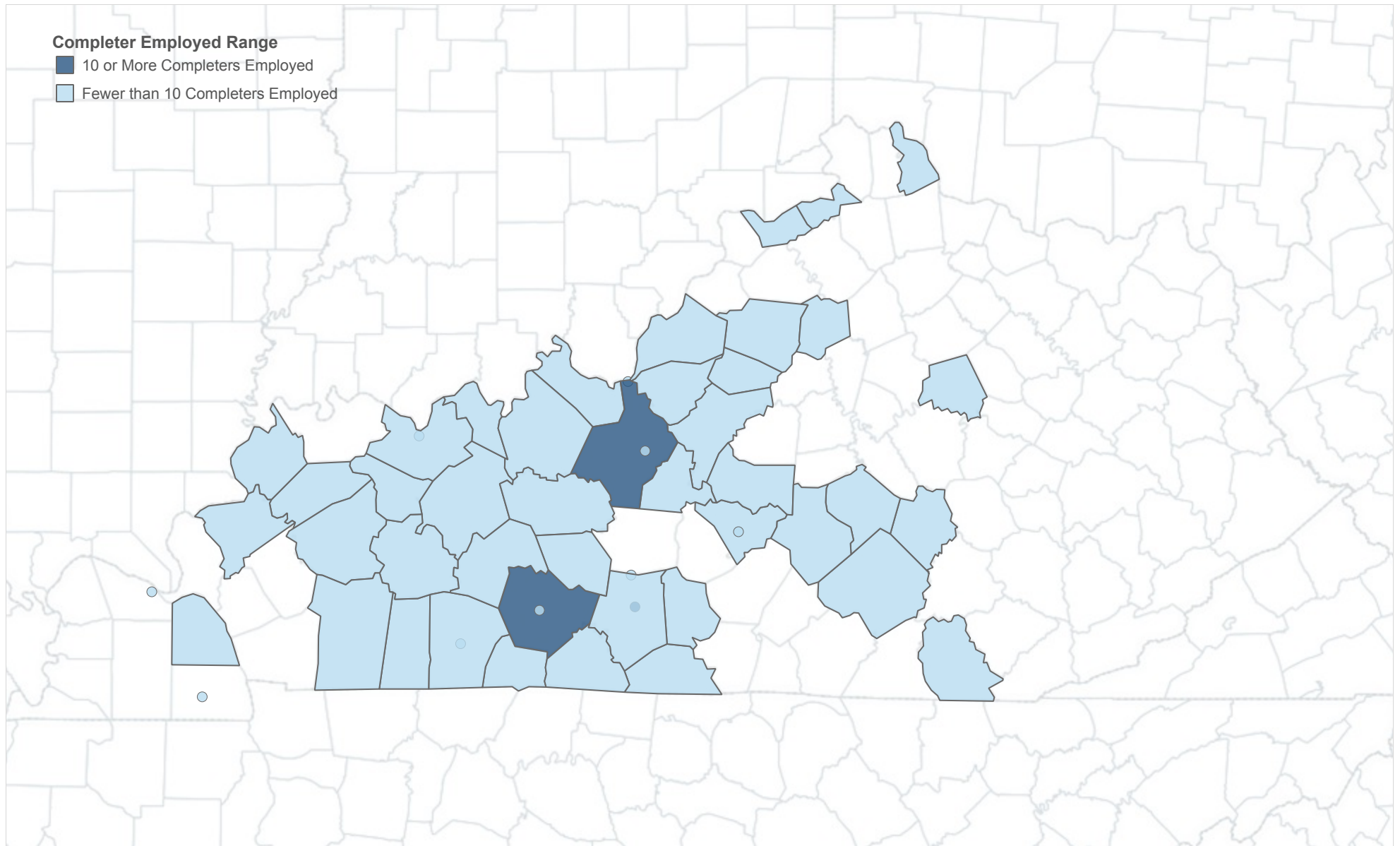
School Districts Where Completers Gain Employment One Year Out- Institution: Western Kentucky University, 2011

Cohort Year 2011

Institution Western Kentucky University



KENTUCKY CENTER FOR
EDUCATION & WORKFORCE STATISTICS



This takes Program Completers who got a Statement of Eligibility (SOE) in 2011, 2012, or 2013 and showed the location of their employment as a certified K-12 teacher the following year (2012, 2013, and 2014 respectively). Using SOE helps ensure that Program Completers are first time teachers who completed an initial teacher preparation program (Bachelor's or Graduate level) from one of the EPPs in KY.

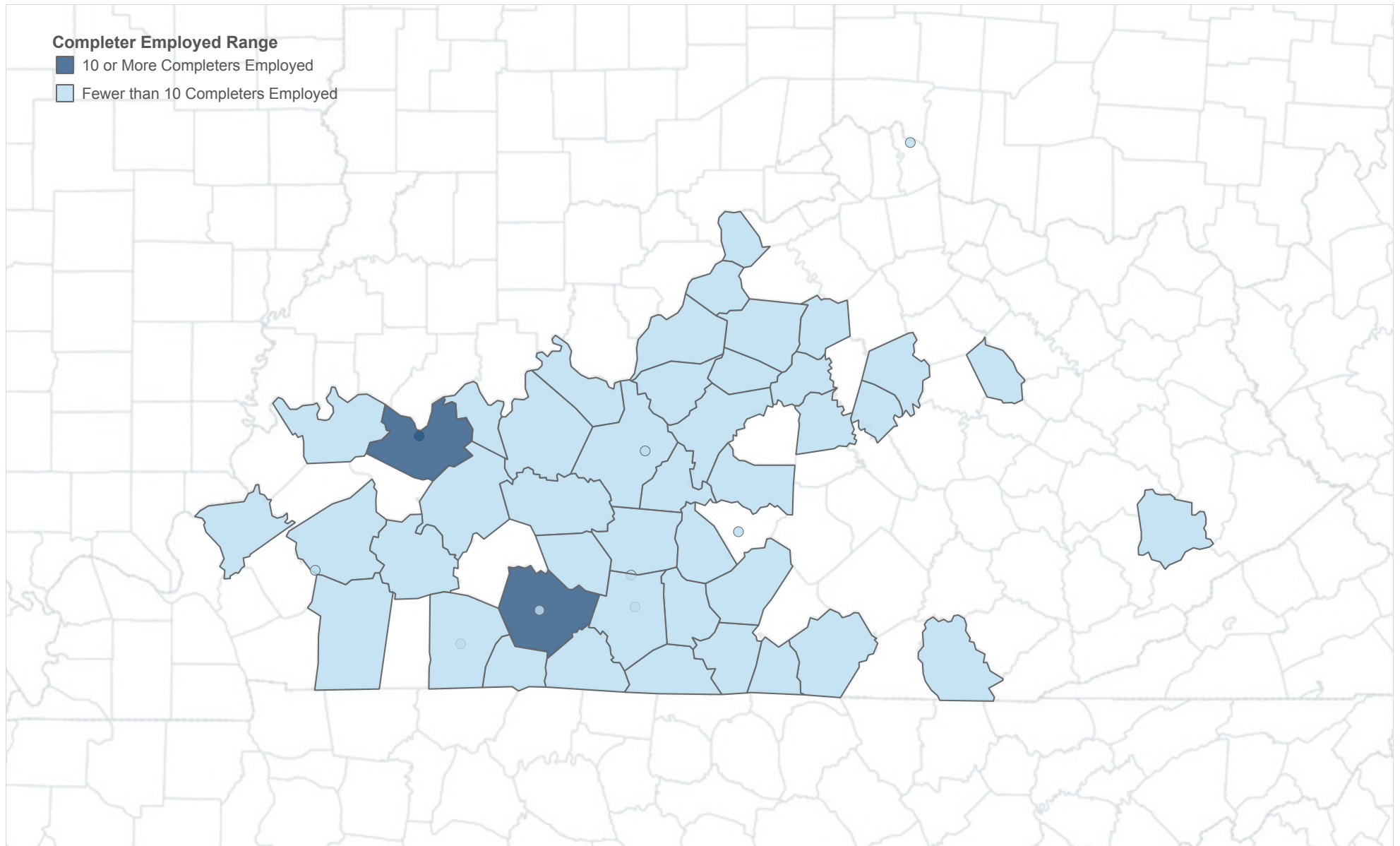
School Districts Where Completers Gain Employment One Year Out- Institution: Western Kentucky University, 2012

Cohort Year 2012

Institution Western Kentucky University



KENTUCKY CENTER FOR
EDUCATION & WORKFORCE STATISTICS



This takes Program Completers who got a Statement of Eligibility (SOE) in 2011, 2012, or 2013 and showed the location of their employment as a certified K-12 teacher the following year (2012, 2013, and 2014 respectively). Using SOE helps ensure that Program Completers are first time teachers who completed an initial teacher preparation program (Bachelor's or Graduate level) from one of the EPPs in KY.

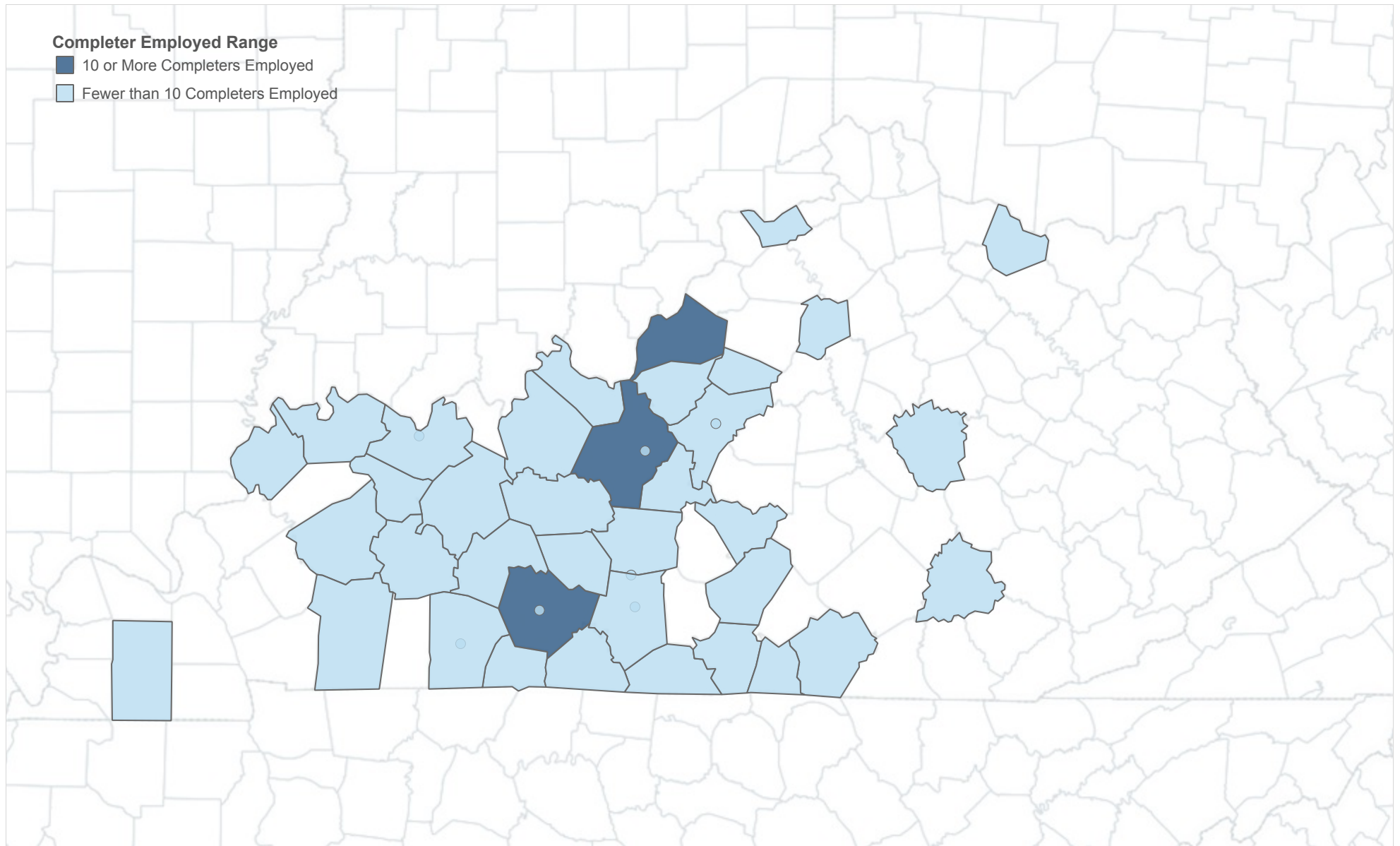
School Districts Where Completers Gain Employment One Year Out- Institution: Western Kentucky University, 2013

Cohort Year 2013

Institution Western Kentucky University

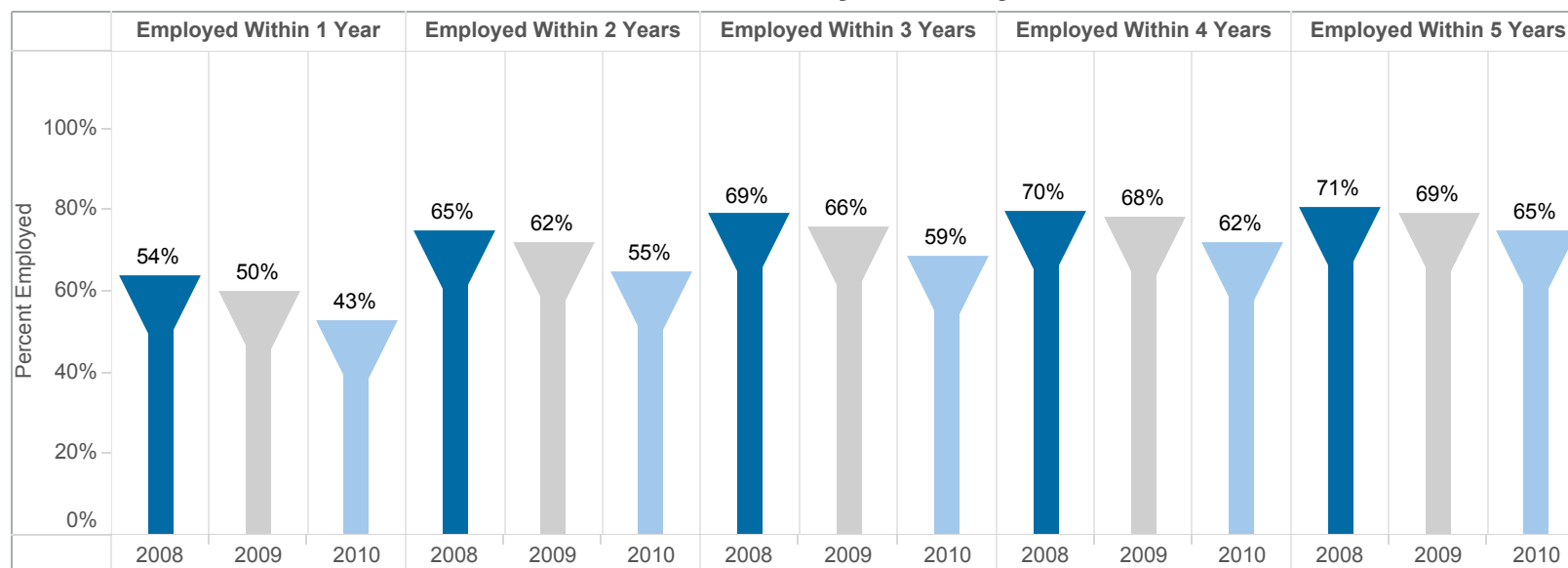


KENTUCKY CENTER FOR
EDUCATION & WORKFORCE STATISTICS



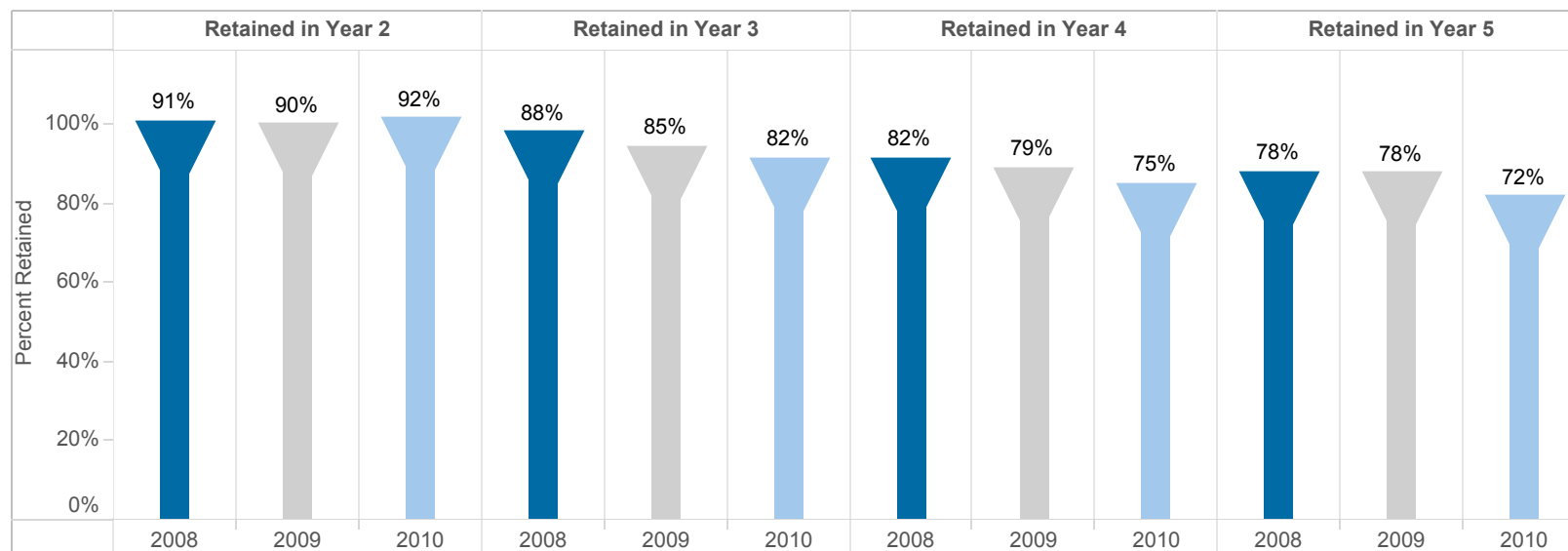
This takes Program Completers who got a Statement of Eligibility (SOE) in 2011, 2012, or 2013 and showed the location of their employment as a certified K-12 teacher the following year (2012, 2013, and 2014 respectively). Using SOE helps ensure that Program Completers are first time teachers who completed an initial teacher preparation program (Bachelor's or Graduate level) from one of the EPPs in KY.

Time-to-Employment as Certified Public K-12 Employees for these Program Completers - Institution: Western Kentucky University



This chart follows three cohorts across the five years following attainment of a Statement of Eligibility (SOE). The displayed percentage is a cumulative percentage showing the portion of the cohort who found employment as a Certified Public K-12 Employee within a given time frame (within 1 year, within 2 years, within 3 years, etc.). This percentage will stay the same or increase across the years.

Retention of Completers Employed as Certified Public K-12 Employees Within OneYear - Institution: Western Kentucky University



This chart displays retention information for those individuals employed as a certified public K-12 employee one year out. This subset of individuals is then followed longitudinally to see whether they retain consistent employment across the subsequent 4 years (continually employed through year 2, continually employed through year 3, etc.). If an individual is employed in Yr 1, they are followed for years 2 through 5 to see whether they maintained employment. If an individual is employed in year 2, and year 4 (but not year three), the individual would be included in 'Returned Year 2', but not in any subsequent returning years.



KENTUCKY CENTER FOR
EDUCATION & WORKFORCE STATISTICS

Institution

- ☐ Alice Lloyd College
- ☐ Asbury University
- ☐ Bellarmine University
- ☐ Berea College
- ☐ Brescia University
- ☐ Campbellsville University
- ☐ Centre College
- ☐ Eastern Kentucky University
- ☐ Georgetown College
- ☐ Kentucky Christian University
- ☐ Kentucky State University
- ☐ Kentucky Wesleyan College
- ☐ Lindsey Wilson College
- ☐ Midway College
- ☐ Morehead State University
- ☐ Murray State University
- ☐ Northern Kentucky University
- ☐ Spalding University
- ☐ Thomas More College
- ☐ Transylvania University
- ☐ Union College
- ☐ University of Kentucky
- ☐ University of Louisville
- ☐ University of Pikeville
- ☐ University of the Cumberlands
- ☒ Western Kentucky University