



TEGRITY STUDENT TUTORIAL

How to Download a Tegrity Recording (Mac Users)

In order to view a Tegrity recording from a Mac computer you must download the recording. Please follow the directions below.

From **Blackboard**:

1. Log into your Blackboard and navigate to the course you would like to access.
2. Click the **Tegrity Classes Link** located on the top right-hand corner of your screen. (Figure 1).

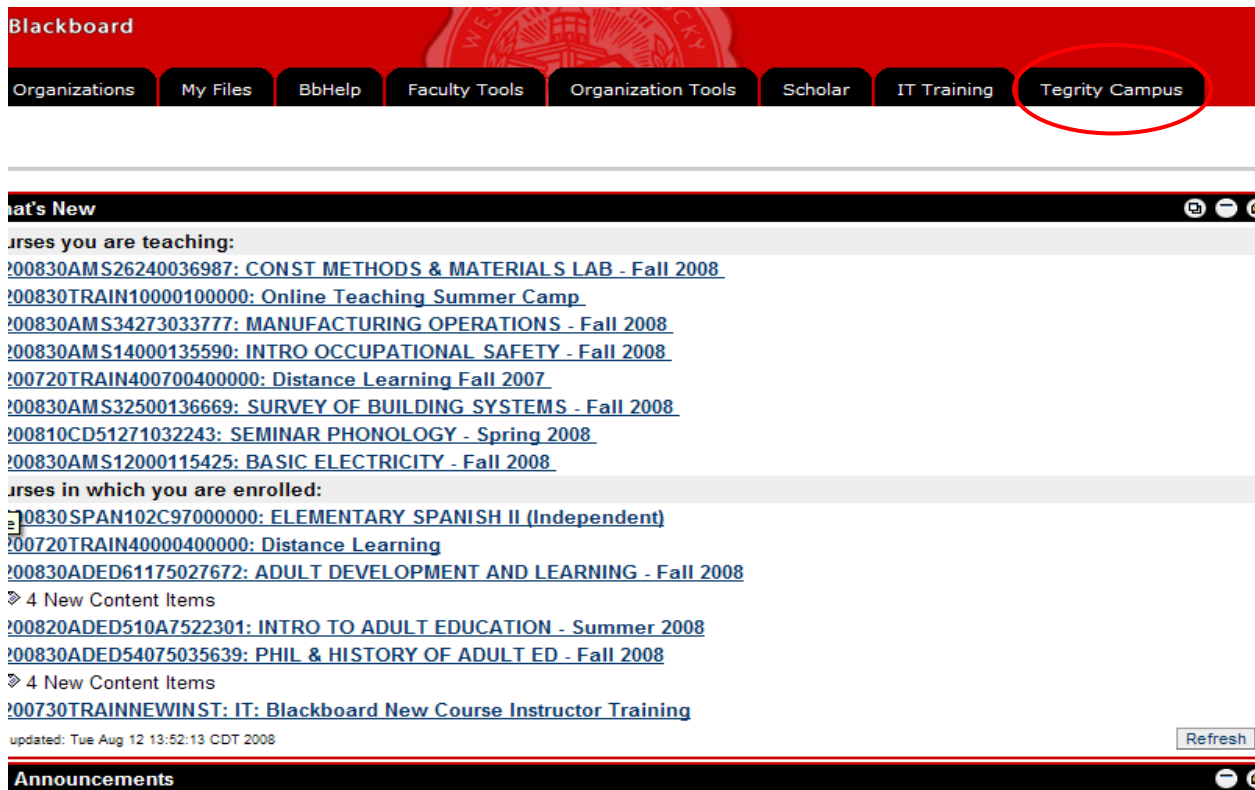


Figure 1: Blackboard with Tegrity Button

The Tegrity Course Management page appears, showing all of the courses you are currently enrolled in.

Course	# of Classes
ADV DIAGNOSTIC PROC - Spring 2007 (0)	2
ADV DIAGNOSTIC PROC - Spring 2008 (0)	1
ADV DIAGNOSTIC PROC - Spring 2008 (0)	1
ADV ISSUES/PROF NURSING - Spring 2008 (0)	0
ADVANCED COMPOSITION - Fall 2007 (0)	2
ADVANCED COMPOSITION - Spring 2007 (0)	0
ADVANCED COMPOSITION - Summer 2007 (1)	5
Distance Learning Fall 2007 (0)	7
DYSFLUENCY - Summer 2007 (0)	0
HYDROLOGY - Spring 2008 (0)	22
INTERMEDIATE COMPOSITION - Spring 2007 (0)	0
INTERNATIONAL STUDENT SERVICES - Winter 2008 (0)	7
INTRO TO ADULT EDUCATION - Summer 2008 (1)	1
INTRODUCTION LITERATURE - Fall 2007 (0)	0


Figure 2: My Courses Page

3. From the *My Courses* page (Figure 2), select a course. The *Class Recordings* page (Figure 3) appears with the *Classes* tab selected and showing a list of the course’s class recordings.

My Courses > INTRODUCTION TO TECHNOLOGY - Fall 2007

Classes	Recorded	Duration	Download
<input type="checkbox"/> Boolean	10/19/2007	30:34	⌵
<input type="checkbox"/> Levers	10/18/2007	23:13	⌵
<input type="checkbox"/> Graphics	10/17/2007	40:31	⌵
<input type="checkbox"/> Technologies video	10/16/2007	23:01	⌵
<input type="checkbox"/> Blackboard	10/15/2007	10:08	⌵
<input type="checkbox"/> measurement	9/11/2007	25:56	⌵

Figure 3: Class Recording Page

4. In the *Class Recordings* page, click in the Download  column. The *Download Class* dialog box appears displaying the course name, class name, and instructor name of the class recording you selected.

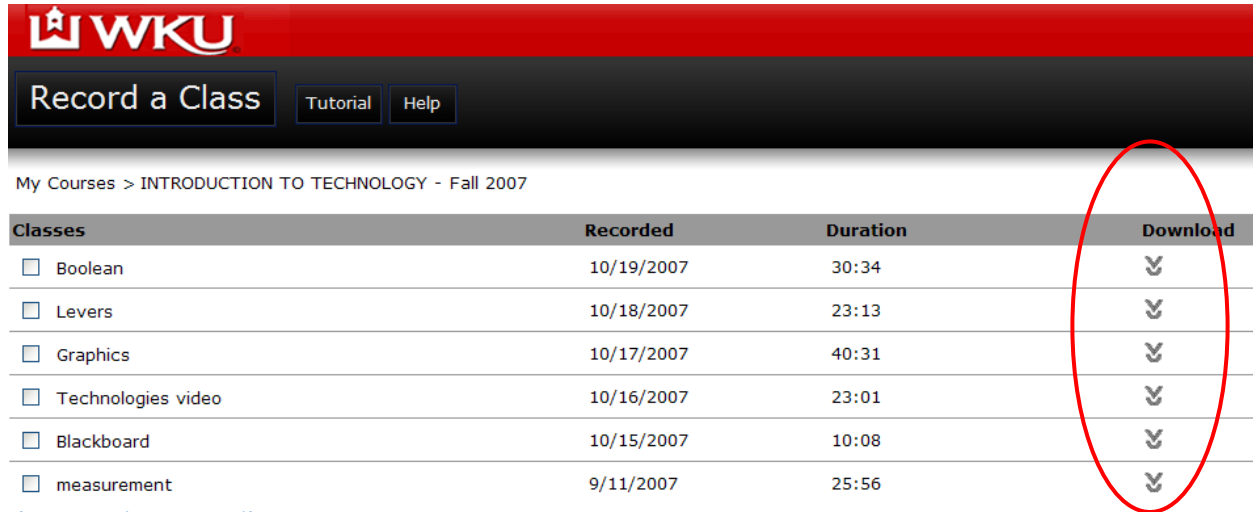


Figure 4: Class Recordings Page

5. Verify that this is the class recording you wish to download and click **Download**.

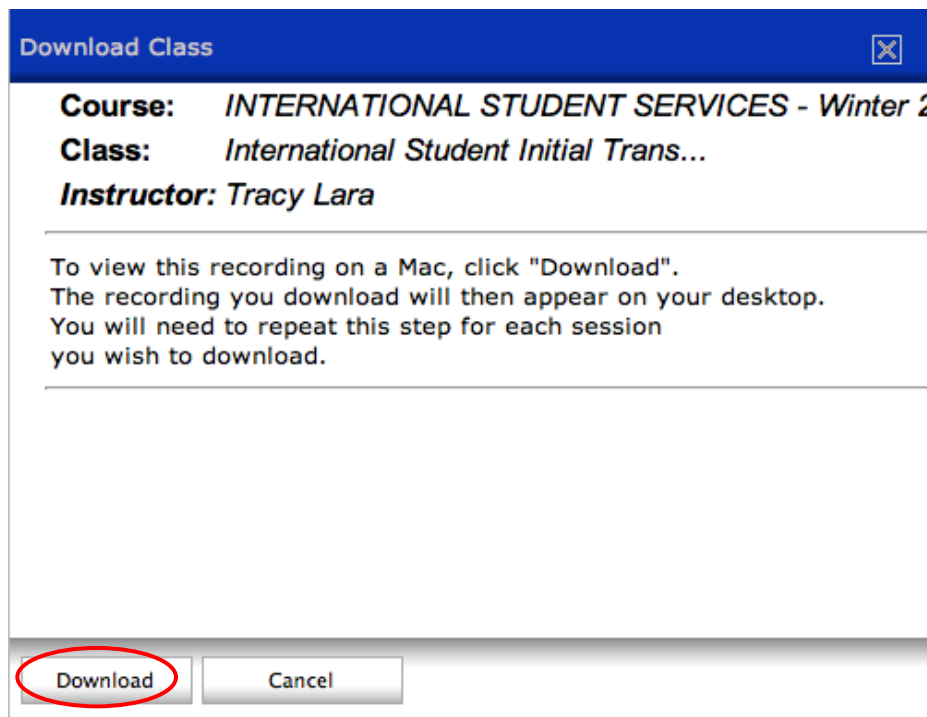


Figure 5: Download Class Dialog Box

A security-related dialog box example is displayed in Figures 5 & 6.

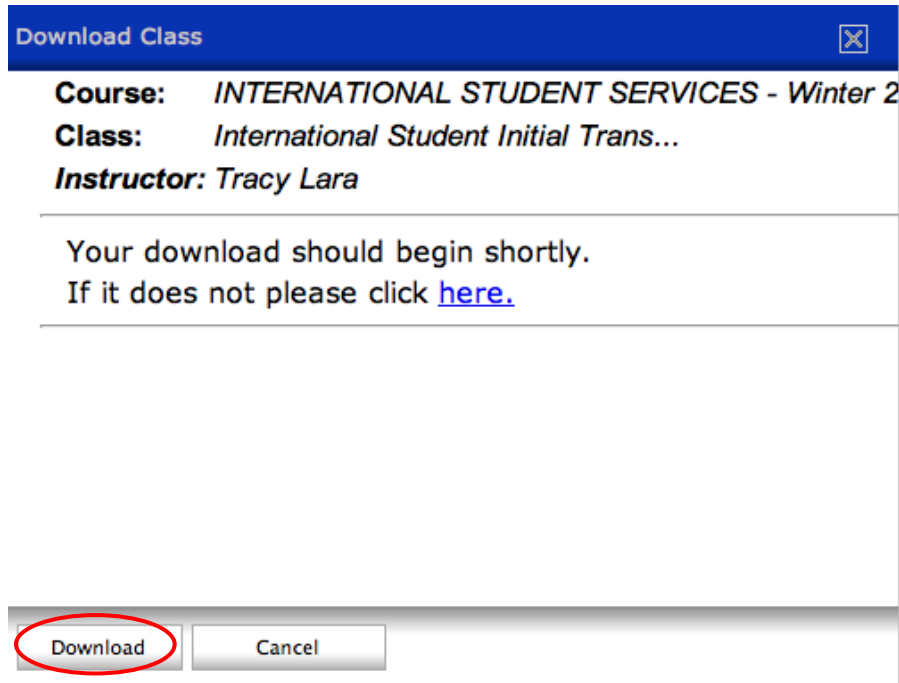


Figure 6: Example of a Security Dialog Box

6. Following the instructions inside the dialog box to complete the download. When the download is complete a folder will appear on your desktop.
7. Open the downloaded folder and select **Default.htm** file to view the recording from your Mac.