







# 2018 Spring Semester at a Glance

January							February							March							April							May						
S	M	T	W	R	F	S	S	M	T	W	R	F	S	S	M	T	W	R	F	S	S	M	T	W	R	F	S	S	M	T	W	R	F	S
	1	2	3	4	5	6				①	②	3				①	②	3	1	②	③	④	⑤	⑥	7				①	②	③	④	5	
7	8	9	10	11	12	13	4	⑤	⑥	⑦	⑧	⑨	10	4	⑤	⑥	⑦	⑧	⑨	10	8	⑨	⑩	⑪	⑫	⑬	14	6	⑦	⑧	⑨	⑩	⑪*	12*
14	15	16	17	18	19	20	11	⑫	⑬	⑭	⑮	⑯	17	11	12	13	14	15	16	17	15	⑯	⑰	⑱	⑲	⑳	21	13	14	⑮	16	17	18	19
21	⑳	㉑	㉒	㉓	㉔	27	18	⑲	⑳	㉑	㉒	㉓	24	18	⑲	㉑	㉒	㉓	24	22	㉔	㉕	㉖	㉗	㉘	28	20	21	22	23	24	25	26	
28	㉙	㉚	㉛				25	㉜	㉝	㉞			25	㉜	㉝	㉞	㉟	31	29	30						27	28	29	30	31				

Monday, Wednesday, Friday class meeting  Tuesday, Thursday class meeting  Classes not in session  Grades Due at Noon  Final Exam Period  Commencement \* 

## Advising and Registration Information

### See Your Advisor

Academic advising is essential to fulfilling the teaching and learning mission of Western Kentucky University. At WKU academic advising is required for all baccalaureate degree-seeking students until graduation.

### Change of Major/Minor/Concentration

Baccalaureate degree-seeking students must declare a major before earning junior status (59 plus credit hours). Associate degree-seeking students must declare a major before entering sophomore status (29 plus credit hours). A **Change of Major** form is accessible to students in TopNet under the **Student Services/Student Records** menu. All students may use this form except:

- Graduate students
- Undergraduate students with a degree program on file (who will be directed to the Office of the Registrar to discuss the steps for changing a major after the degree program has been filed)
- Undergraduate students pursuing MORE than two majors (who will be directed to the Academic Advising and Retention Center)
- New incoming freshmen.

### iCAP (Interactive Curriculum and Academic Progress)

Students may use iCAP (available through TopNet) to determine courses needed to complete degree requirements. Students can obtain personalized,

interactive audits displaying progress toward a selected degree. An audit shows all the requirements needed to fulfill a major, minor or concentration and displays the transfer and WKU courses that have been used to satisfy those requirements. Students can run "What-If" audits to compare their coursework against other majors. Note: Students who are pursuing a second baccalaureate degree must file a degree program.

### Who is My Advisor?

Advisor assignment is based on your choice of major. If your assigned advisor leaves the University, you will be assigned a new advisor. If this does not happen, you should contact the academic department that administers your major to request a new advisor. To find your advisor, go to TopNet and click **Student Services; Registration; View Advisor Information**.

### Advisor Hold Lifted

After you have been advised, your advisor or the departmental representative must remove your advising hold either on Banner or TopNet. Students should check on Topnet to make sure all additional holds have been removed. Once your account shows "No Administrative Holds" this will indicate that you are eligible to register.

Note: If you are a newly admitted degree-seeking beginning freshman or transfer student, you will be assigned an advisor after you attend orientation (Academic Transitions Program). The advisor assignment will be determined by the major you indicate at orientation. If you are a beginning freshman or transfer student planning to register for classes at one of the regional centers, you should contact the regional center closest to the site of the class for advisor and registration information. If you enter the University as Exploratory/Generally Undeclared, your advisor will be located within the Academic Advising