



## About WKU's Owensboro Campus

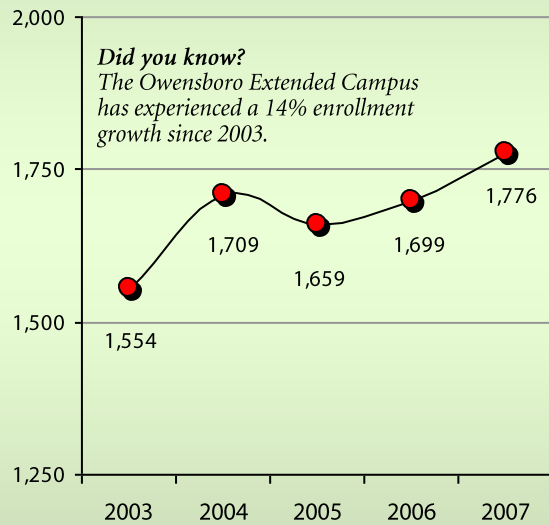
**Mission:** The mission of the Owensboro Regional Center is to offer a seamless postsecondary educational environment to its students, as well as to serve in the outreach missions of WKU.

**Degree Programs:** WKU offers a wide variety of degree programs, many of which can be completed at the Owensboro Regional Center:

**Undergraduate Offerings:**

- Bachelor of Science in Architectural/Manufacturing Science Technology
- Bachelor of Science in Business Management
- Bachelor of Science in Elementary Education
- Bachelor of Science in Middle Grades Education
- Bachelor in Interdisciplinary Studies
- Bachelor of Science in Nursing
- Bachelor of Arts in History
- Bachelor in Psychology
- Minor in Computer Information Systems
- Minor in Sociology
- Other courses in Agriculture, Biology, Exceptional Education, Geography, Government, Health Care Administration, Public

## Course Enrollments at the Owensboro Campus



*Did you know?*  
The Owensboro Extended Campus has experienced a 14% enrollment growth since 2003.

Total course enrollments reflect the count of each course in which a student is enrolled. Includes web enrollments of students residing in the Owensboro Area.

Health, Organizational Communication, Sociology, and others.

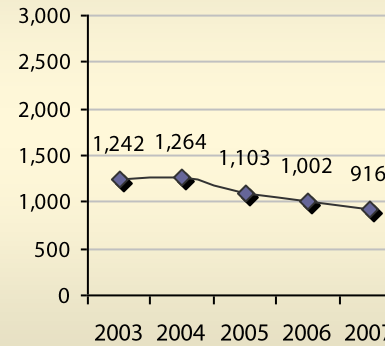
**Graduate Programs:**

- Master of Arts in Education
  - Elementary
  - Middle School
  - Secondary
- School Administrator
- School Counselor

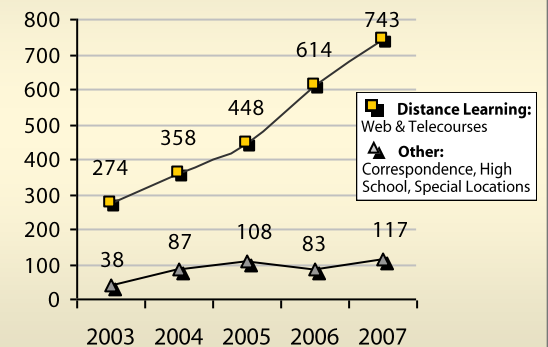
- Master of Science in Nursing
- Master of Arts in History
- Master of Arts in English
- Master of Arts in Mental Health Counseling with options in (a) Marriage & Family Therapy, (b) Certified Professional Counseling
- Complete Rank 1 Programs in Elementary, Secondary, Counselor Education, and

## Course Delivery Supported by the Owensboro Campus

### Face-to-Face (Classroom)



### Other Delivery Method



Total course enrollments reflect the count of each course in which a student is enrolled.

## Owensboro Campus Student Characteristics

<b>TOTAL STUDENTS*:</b>	<b>935</b>	<b>Gender:</b>	
<b>Status:</b>		Female	670
Full-Time	320	Male	265
Part-Time	615	<b>Age (Undergraduates only):</b>	
<b>Level:</b>		Traditional	346
Undergraduate	588	Non-Traditional	242
Graduate	347	<b>Classification:</b>	
<b>Ethnicity:</b>		Freshman	16
White	895	First Time First Year	3
African-American	19	Sophomore	50
Non Resident Alien	0	Junior	155
Hispanic	5	Senior	286
Asian/Pacific Islander	5	Non-Degree	191
Native American	4	Post Bac.	14
Not Reported	7	Masters/Specialist	

\*Represents the number of individual students served/supported by the Owensboro Regional Campus. Includes students residing in the Owensboro Area and taking online courses.