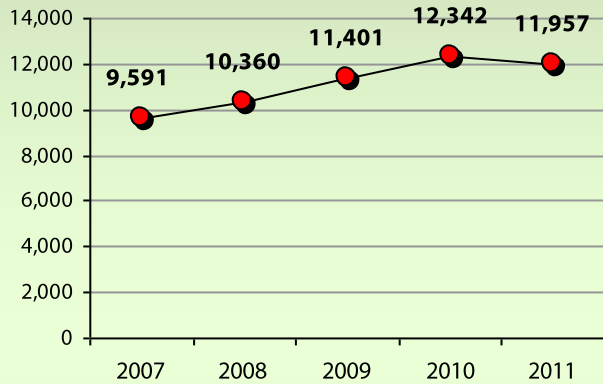




# Fall 2011 Total Regional Campus Enrollment Report

## Total Course Enrollments at Regional Campuses

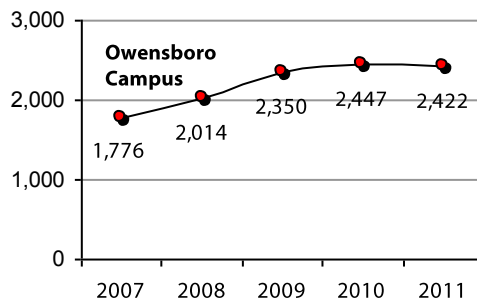
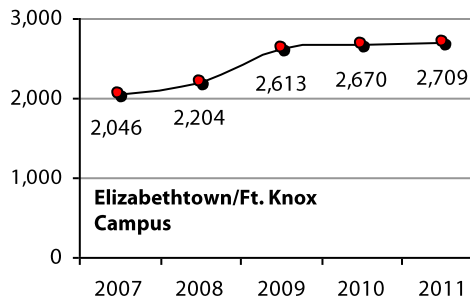
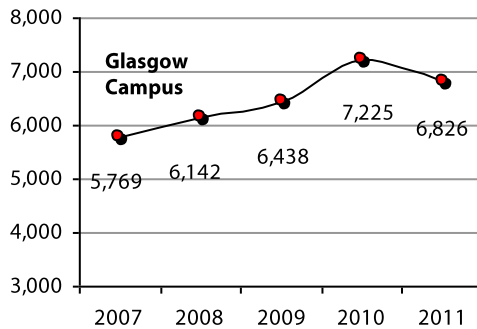


Total course enrollments reflect the count of each course in which a student is enrolled. Includes web enrollments of students residing in any of the three Regional Campus service areas.

## Regional Campus Quick Facts

- Regional campuses have grown by 2,366 enrollments in five years. This reflects an increase of 25%.
- Students from 67 Kentucky counties took advantage of courses offered through the regional campus service area.
- The Glasgow Campus accounted for 57% of Regional Campus enrollments, followed by Elizabethtown with 23% and Owensboro with 20%.

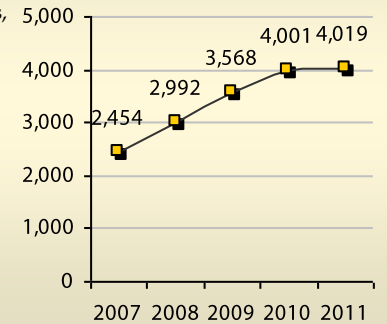
## Total Course Enrollments by Regional Campus Location



## Regional Campuses Web Enrollment Growth

Over the past five years, web enrollments at regional campuses have increased by 104%.

To meet student demand, WKU has increased web course offerings by 77% in five years. In Fall 2007, 301 web courses were offered. By Fall 2010, that number had increased to 532.



## Regional Campuses Student Characteristics

<b>TOTAL STUDENTS*:</b>	<b>5,009</b>	<b>Gender:</b>	
<b>Status:</b>		Female	3,489
Full-Time	2,528	Male	1,520
Part-Time	2,481	<b>Age (Undergraduates only):</b>	
<b>Level:</b>		Traditional	2,497
Undergraduate	4,016	Non-Traditional	1,519
Graduate	993	<b>Classification:</b>	
<b>Ethnicity:</b>		Freshman	609
White	4,527	First Time First Year	277
African-American	268	Sophomore	592
Hispanic	66	Junior	852
Asian/Pacific Islander	30	Senior	1,322
Two or More Races	45	Non-Degree	753
Non Resident Alien	5	Post Bac.	90
Native American	11	Masters	777
Not Reported	57	Doctoral	14

\*Represents the number of individual students served/supported by the Regional Campuses. Includes students residing in any of the three Regional Campus service areas and taking online courses.

## About WKU's Owensboro Campus

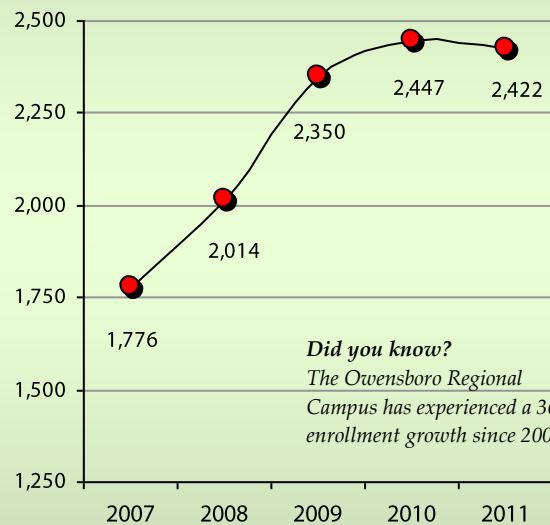
**Mission:** The mission of the Owensboro Regional Center is to offer a seamless postsecondary educational environment to its students, as well as to serve in the outreach missions of WKU.

**Degree Offerings:** WKU offers a wide variety of degree programs, many of which can be completed at the Owensboro Regional Center:

**Baccalaureate:**

- Business Management
- Computer Information Technology (Completion Degree) *online*
- Dental Hygiene (Completion Degree) *online*
- Elementary Education
- Environmental Science
- Family and Consumer Sciences (Child Studies Concentration) *online*
- Family Studies
- Food Automation
- Health Sciences
- History
- Interdisciplinary Studies (10 concentration areas)
- Middle Grades Education
- Nursing (RN to BSN Completion)
- Psychology

## Course Enrollments at the Owensboro Campus



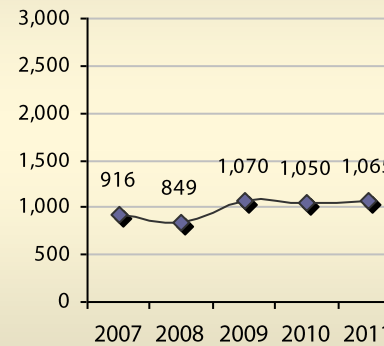
*Did you know?*  
The Owensboro Regional Campus has experienced a 36% enrollment growth since 2006.

Total course enrollments reflect the count of each course in which a student is enrolled. Includes web enrollments of students residing in the Owensboro Area.

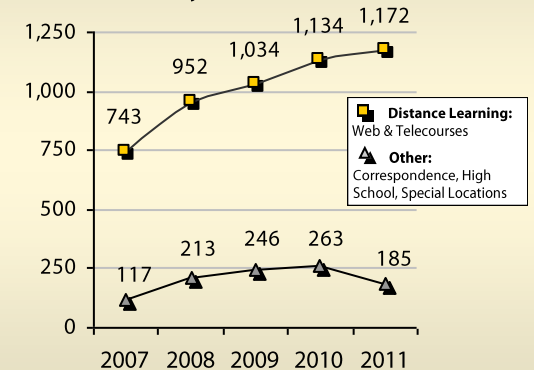
- Psychology, Extended
- Public Health Education
- Social Studies
- Sociology
- Systems Management (11 concentration areas)
- Technology Management
- Graduate Programs:**
- Administrative Dynamics
- Adult Education *online*
- Biology *online*
- Communication Disorders *online*
- Elementary Education (no GRE for WKU graduates) *online*
- Elementary Education *combination live and online*
- Exceptional Education *online*
- Library Media Education *online*
- Mathematics (Math Education) *online*

## Course Delivery Supported by the Owensboro Campus

### Face-to-Face (Classroom)



### Other Delivery Method



Total course enrollments reflect the count of each course in which a student is enrolled.

- MBA *online*
- Mental Health Counseling (Professional or Marriage & Family)
- Middle Grades Education
- Nursing (Educator, Practitioner, Administrator or Occupational Health)
- Physical Education *online*
- Public Administration
- Public Administration with Leadership (Public Safety Cohort)
- Rank 1 Program Options: all areas of education, school counseling, school administration
- School Administration
- School Counseling
- Secondary Education
- Technology Management *online*

## Owensboro Campus

### Student Characteristics

<b>TOTAL STUDENTS*:</b>	1,217	<b>Gender:</b>	
<b>Status:</b>		Female	810
Full-Time	511	Male	407
Part-Time	706	<b>Age (Undergraduates only):</b>	
<b>Level:</b>		Traditional	496
Undergraduate	857	Non-Traditional	361
Graduate	360	<b>Classification:</b>	
<b>Ethnicity:</b>		Freshman	12
White	1,125	First Time First Year	2
African-American	45	Sophomore	66
Hispanic	14	Junior	230
Asian/Pacific Islander	5	Senior	424
Two or More Races	11	Non-Degree	177
Non Resident Alien	3	Post Bac.	22
Native American	1	Masters/Specialist	277
Not Reported	13	Doctoral	9

\*Represents the number of individual students served/supported by the Owensboro Regional Campus. Includes students residing in the Owensboro Area and taking online courses.

## About WKU's Glasgow Campus

**Mission:** The mission of the Glasgow Regional Center is to offer a seamless postsecondary educational environment to its students, as well as to serve in the outreach missions of WKU.

**Degree Offerings:** WKU offers a wide variety of degree programs, many of which can be completed at the Glasgow Regional Center:

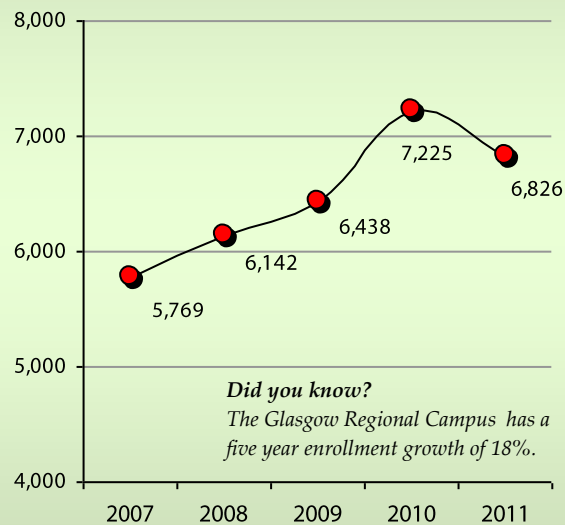
**General Education:**

- Developmental Curriculum
- General Ed Core Curriculum

**Associate:**

- Business
- Early Childhood Education
- Interdisciplinary Studies
- Nursing (ADN)
- Office Systems Technology

## Course Enrollments at the Glasgow Campus



*Did you know?  
The Glasgow Regional Campus has a five year enrollment growth of 18%.*

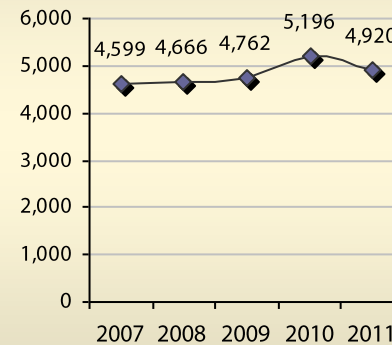
*Total course enrollments reflect the count of each course in which a student is enrolled. Includes web enrollments of students residing in the Glasgow Area.*

**Baccalaureate:**

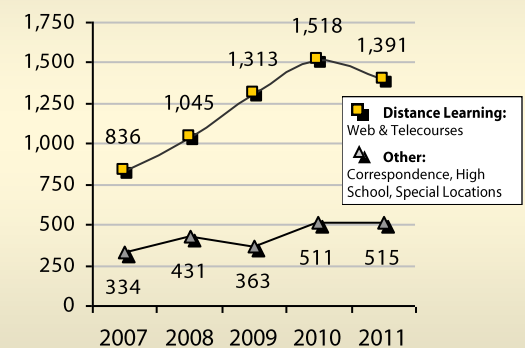
- Agriculture
- Business
- Communication Disorders
- Computer Information Technology
- Criminology (minor)
- Elementary Education
- Folk Studies (minor)
- Interdisciplinary Studies
- Middle Grades Education
  - English
  - SKy Teach (Math & Science)
  - Social Studies
- Post RN
- Psychology

## Course Delivery Supported by the Glasgow Campus

### Face-to-Face (Classroom) Enrollments



### Other Delivery Method Enrollments



*Total course enrollments reflect the count of each course in which a student is enrolled.*

## Glasgow Campus

### Student Characteristics

<b>TOTAL STUDENTS*:</b>	<b>2,598</b>	<b>Gender:</b>	
<b>Status:</b>		Female	1,822
Full-Time	1,509	Male	776
Part-Time	1,089	<b>Age (Undergraduates only):</b>	
<b>Level:</b>		Traditional	1,563
Undergraduate	2,340	Non-Traditional	777
Graduate	258	<b>Classification:</b>	
<b>Ethnicity:</b>		Freshman	578
White	2,406	First Time First Year	271
African-American	93	Sophomore	443
Hispanic	26	Junior	418
Asian/Pacific Islander	12	Senior	461
Two or More Races	22	Non-Degree	435
Non Resident Alien	2	Post Bac.	48
Native American	7	Masters	211
Not Reported	30	Doctoral	4

*\*Represents the number of individual students served/supported by the Glasgow Regional Campus. Includes students residing in the Glasgow Area and taking online courses.*

## About WKU's Elizabethtown Campus

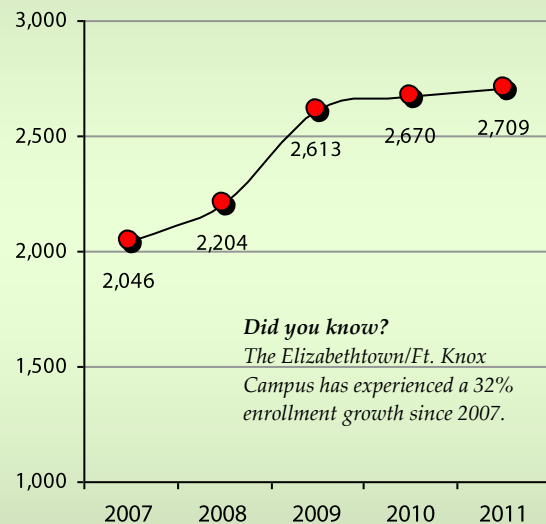
**Mission:** The mission of the Elizabethtown Regional Center is to offer a seamless postsecondary educational environment to its students, as well as to serve in the outreach missions of WKU.

**Degree Offerings:** WKU offers a wide variety of degree programs, many of which can be completed at the Elizabethtown Regional Center:

**Baccalaureate:**

- Bachelors of Interdisciplinary Studies
- Bachelors of General Studies - SOCAD
- Bachelor of Science Applied Technology
- Bachelor of Science in Informational Technology
- Bachelor of Science Social Work
- Bachelor of Science Elementary Education
- Bachelor of Science Interdisciplinary Early Childhood Education
- Bachelor of Science Middle Grades

## Enrollments at the Elizabethtown Campus



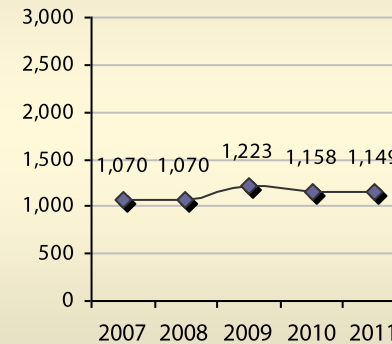
*Did you know?*  
The Elizabethtown/Ft. Knox Campus has experienced a 32% enrollment growth since 2007.

Total course enrollments reflect the count of each course in which a student is enrolled. Includes web enrollments of students residing in the Elizabethtown Area.

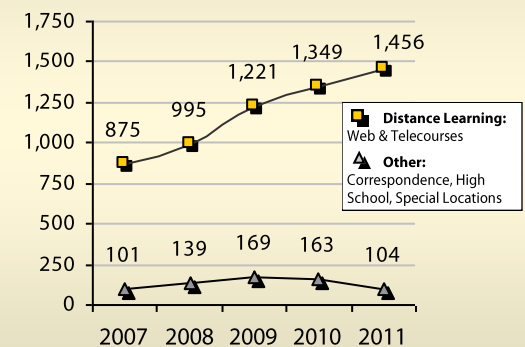
- Bachelor of Science in General Management
- Bachelor of Science in Nursing (Post RN Program)
- Bachelor of Arts in Psychology
- Graduate:
  - Master of Business Administration
  - Master in Public Administration
  - Master of Arts in Elementary Education

## Course Delivery Supported by the Elizabethtown Campus

### Face-to-Face (Classroom) Enrollments



### Other Delivery Method Enrollments



Total course enrollments reflect the count of each course in which a student is enrolled.

- Master of Arts in Middle Grades Education
- Master of Arts in Secondary Education
- Master of Arts in Education in Exceptional Education
- Master of Arts in Education in School Counseling
- Master of Arts in Education in Mental Health Counseling
- Master in Arts in Administration
- Rank 1 in School Administration
- Rank 1 in Education Administration
- Rank 1 in Counseling

**Certificates:**

- Leadership Studies

## Elizabethtown Campus Student Characteristics

<b>TOTAL STUDENTS*:</b>	<b>1,342</b>	<b>Gender:</b>	
<b>Status:</b>		Female	966
Full-Time	618	Male	376
Part-Time	724	<b>Age (Undergraduates only):</b>	
<b>Level:</b>		Traditional	509
Undergraduate	946	Non-Traditional	437
Graduate	396	<b>Classification:</b>	
<b>Ethnicity:</b>		Freshman	33
White	1,122	First Time First Year	9
African-American	142	Sophomore	99
Hispanic	30	Junior	238
Asian/Pacific Islander	13	Senior	497
Two or More Races	15	Non-Degree	147
Non Resident Alien	1	Post Bac.	22
Native American	3	Masters/Specialist	305
Not Reported	16	Doctoral	1

\*Represents the number of individual students served/supported by the Elizabethtown Regional Campus. Includes students residing in the Elizabethtown Area and taking online courses.