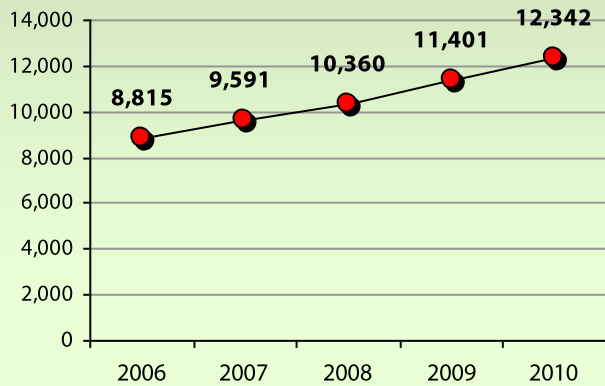




# WKU

# Fall 2010 Total Regional Campus Enrollment Report

## Total Course Enrollments at Regional Campuses

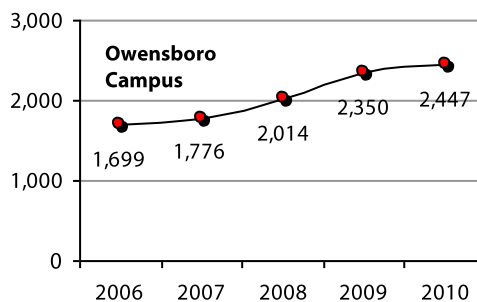
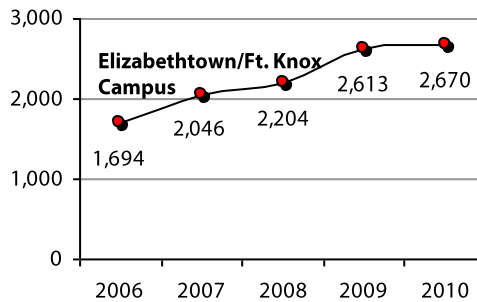
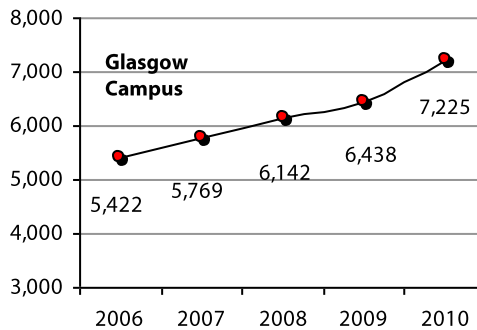


Total course enrollments reflect the count of each course in which a student is enrolled. Includes web enrollments of students residing in any of the three Regional Campus service areas.

## Regional Campus Quick Facts

- Regional campuses have grown by 3,527 enrollments in five years. This reflects an increase of 40%.
- Students from 73 Kentucky counties took advantage of courses offered through the regional campus service area.
- The Glasgow Campus accounted for 59% of Regional Campus enrollments, followed by Elizabethtown with 22% and Owensboro with 20%.

## Total Course Enrollments by Regional Campus Location

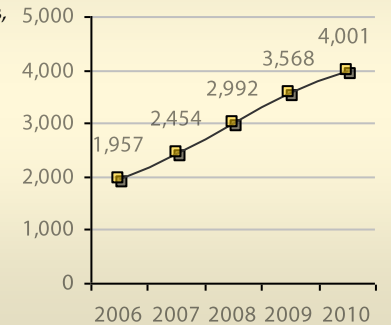


## Regional Campuses

### Web Enrollment Growth

Over the past five years, web enrollments at regional campuses have increased by 104%.

To meet student demand, WKU has more than doubled web course offerings over five years. In Fall 2006, 252 were offered. By Fall 2010, that number had increased to 523.



## Regional Campuses

### Student Characteristics

<b>TOTAL STUDENTS*:</b>	<b>5,151</b>	<b>Gender:</b>	
<b>Status:</b>		Female	3,583
Full-Time	2,607	Male	1,568
Part-Time	2,544	<b>Age (Undergraduates only):</b>	
<b>Level:</b>		Traditional	2,490
Undergraduate	4,139	Non-Traditional	1,649
Graduate	1,012	<b>Classification:</b>	
<b>Ethnicity:</b>		Freshman	677
White	4,709	First Time First Year	299
African-American	279	Sophomore	634
Hispanic	51	Junior	877
Asian/Pacific Islander	35	Senior	1,340
Two or More Races	31	Non-Degree	736
Non Resident Alien	6	Post Bac.	93
Native American	5	Masters	785
Not Reported	35	Doctoral	9

\*Represents the number of individual students served/supported by the Regional Campuses. Includes students residing in any of the three Regional Campus service areas and taking online courses.

## About WKU's Owensboro Campus

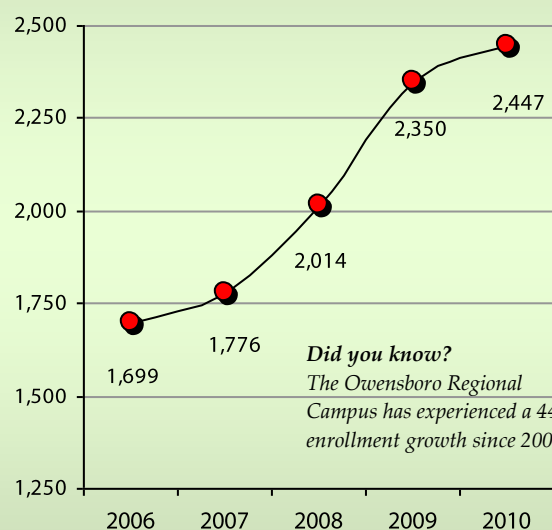
**Mission:** The mission of the Owensboro Regional Center is to offer a seamless postsecondary educational environment to its students, as well as to serve in the outreach missions of WKU.

**Degree Offerings:** WKU offers a wide variety of degree programs, many of which can be completed at the Owensboro Regional Center:

### Baccalaureate:

- Business Management
- Computer Information Technology (Completion Degree) *online*
- Dental Hygiene (Completion Degree) *online*
- Elementary Education
- Environmental Science
- Family and Consumer Sciences (Child Studies Concentration) *online*
- Family Studies
- Food Automation
- Health Sciences
- History
- Interdisciplinary Studies (10 concentration areas)
- Middle Grades Education
- Nursing (RN to BSN Completion)
- Psychology

## Course Enrollments at the Owensboro Campus



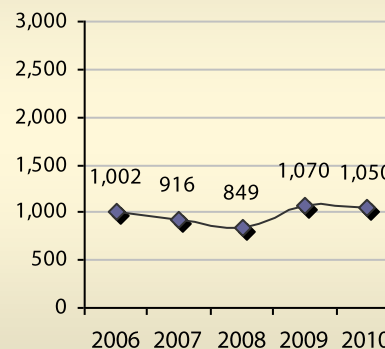
*Did you know?*  
The Owensboro Regional Campus has experienced a 44% enrollment growth since 2006.

Total course enrollments reflect the count of each course in which a student is enrolled. Includes web enrollments of students residing in the Owensboro Area.

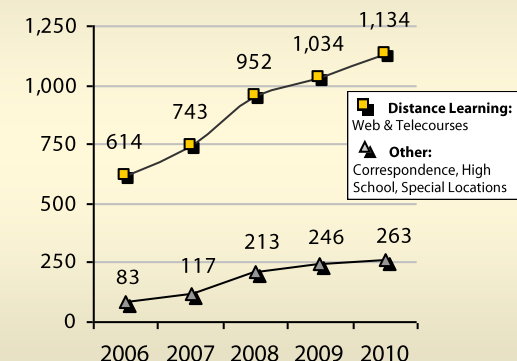
- Psychology, Extended
  - Public Health Education
  - Social Studies
  - Sociology
  - Systems Management (11 concentration areas)
  - Technology Management
  - Biology *online*
  - Communication Disorders *online*
  - Elementary Education (no GRE for WKU graduates) *online*
  - Elementary Education *combination live and online*
  - Exceptional Education *online*
  - Library Media Education *online*
  - Mathematics (Math Education) *online*
- Graduate Programs:**
- Administrative Dynamics
  - Adult Education *online*

## Course Delivery Supported by the Owensboro Campus

### Face-to-Face (Classroom)



### Other Delivery Method



Total course enrollments reflect the count of each course in which a student is enrolled.

- MBA *online*
- Mental Health Counseling (Professional or Marriage & Family)
- Middle Grades Education
- Nursing (Educator, Practitioner, Administrator or Occupational Health)
- Physical Education *online*
- Public Administration
- Public Administration with Leadership (Public Safety Cohort)
- Rank 1 Program Options: all areas of education, school counseling, school administration
- School Administration
- School Counseling
- Secondary Education
- Technology Management *online*

## Owensboro Campus

### Student Characteristics

<b>TOTAL STUDENTS*:</b>	1,228	<b>Gender:</b>	
<b>Status:</b>		Female	835
Full-Time	527	Male	393
Part-Time	701	<b>Age (Undergraduates only):</b>	
<b>Level:</b>		Traditional	481
Undergraduate	859	Non-Traditional	378
Graduate	369	<b>Classification:</b>	
<b>Ethnicity:</b>		Freshman	31
White	1,151	First Time First Year	5
African-American	49	Sophomore	101
Hispanic	7	Junior	204
Asian/Pacific Islander	5	Senior	410
Two or More Races	4	Non-Degree	175
Non Resident Alien	2	Post Bac.	24
Native American	1	Masters/Specialist	279
Not Reported	9	Doctoral	4

\*Represents the number of individual students served/supported by the Owensboro Regional Campus. Includes students residing in the Owensboro Area and taking online courses.

## About WKU's Glasgow Campus

**Mission:** The mission of the Glasgow Regional Center is to offer a seamless postsecondary educational environment to its students, as well as to serve in the outreach missions of WKU.

**Degree Offerings:** WKU offers a wide variety of degree programs, many of which can be completed at the Glasgow Regional Center:

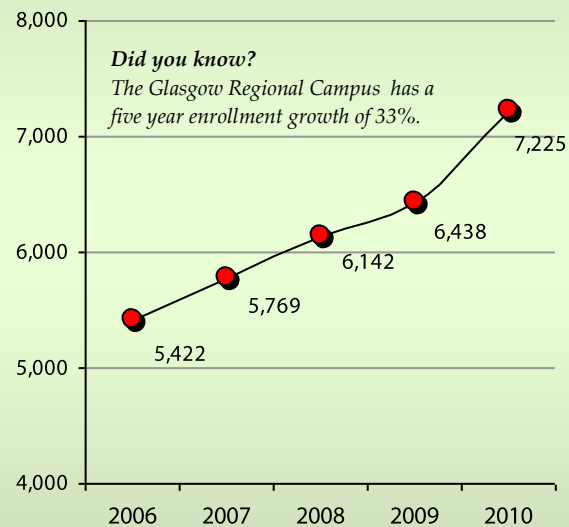
**General Education:**

- Developmental Curriculum
- General Ed Core Curriculum

**Associate:**

- Business
- Early Childhood Education
- Interdisciplinary Studies
- Nursing (ADN)
- Office Systems Technology

## Course Enrollments at the Glasgow Campus



*Did you know?*  
The Glasgow Regional Campus has a five year enrollment growth of 33%.

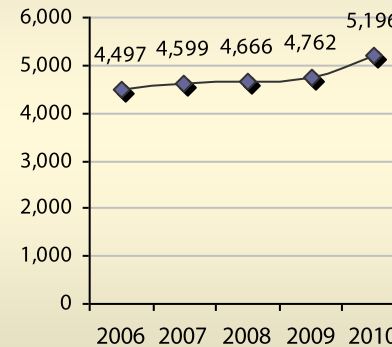
Total course enrollments reflect the count of each course in which a student is enrolled. Includes web enrollments of students residing in the Glasgow Area.

**Baccalaureate:**

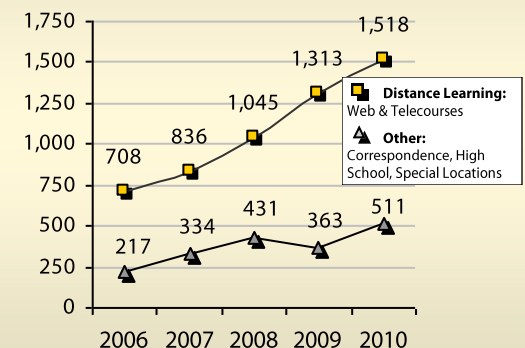
- Agriculture
- Business
- Communication Disorders
- Computer Information Technology
- Criminology (minor)
- Elementary Education
- Folk Studies (minor)
- Interdisciplinary Studies
- Middle Grades Education
  - English
  - SKy Teach (Math & Science)
  - Social Studies
- Post RN
- Psychology

## Course Delivery Supported by the Glasgow Campus

### Face-to-Face (Classroom) Enrollments



### Other Delivery Method Enrollments



Total course enrollments reflect the count of each course in which a student is enrolled.

## Glasgow Campus

### Student Characteristics

<b>TOTAL STUDENTS*:</b>	<b>2,747</b>	<b>Gender:</b>	
<b>Status:</b>		Female	1,905
Full-Time	1,620	Male	842
Part-Time	1,127	<b>Age (Undergraduates only):</b>	
<b>Level:</b>		Traditional	1,616
Undergraduate	2,479	Non-Traditional	863
Graduate	268	<b>Classification:</b>	
<b>Ethnicity:</b>		Freshman	620
White	2,575	First Time First Year	292
African-American	102	Sophomore	459
Hispanic	17	Junior	449
Asian/Pacific Islander	13	Senior	516
Two or More Races	19	Non-Degree	442
Non Resident Alien	5	Post Bac.	42
Native American	2	Masters	216
Not Reported	14	Doctoral	3

\*Represents the number of individual students served/supported by the Glasgow Regional Campus. Includes students residing in the Glasgow Area and taking online courses.

## About WKU's Elizabethtown Campus

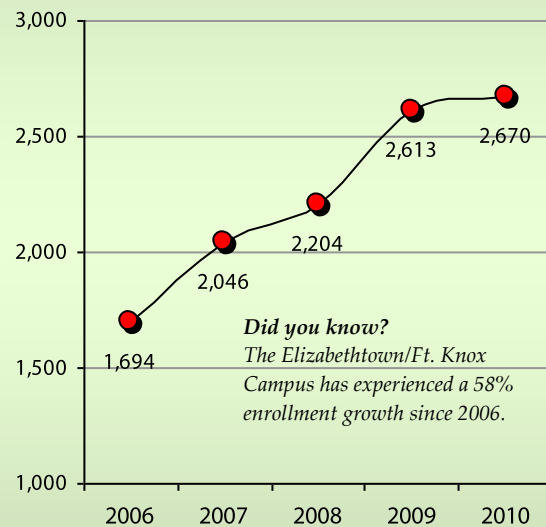
**Mission:** The mission of the Elizabethtown Regional Center is to offer a seamless postsecondary educational environment to its students, as well as to serve in the outreach missions of WKU.

**Degree Offerings:** WKU offers a wide variety of degree programs, many of which can be completed at the Elizabethtown Regional Center:

**Baccalaureate:**

- Bachelors of Interdisciplinary Studies
- Bachelors of General Studies - SOCAD
- Bachelor of Science Applied Technology
- Bachelor of Science in Informational Technology
- Bachelor of Science Social Work
- Bachelor of Science Elementary Education
- Bachelor of Science Interdisciplinary Early Childhood Education
- Bachelor of Science Middle Grades

## Enrollments at the Elizabethtown Campus



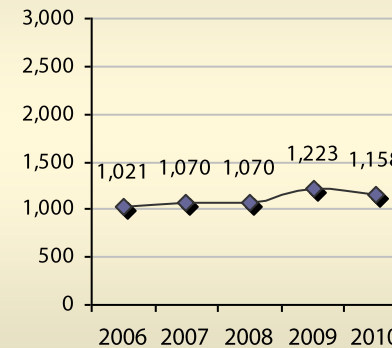
*Did you know?*  
The Elizabethtown/Ft. Knox Campus has experienced a 58% enrollment growth since 2006.

*Total course enrollments reflect the count of each course in which a student is enrolled. Includes web enrollments of students residing in the Elizabethtown Area.*

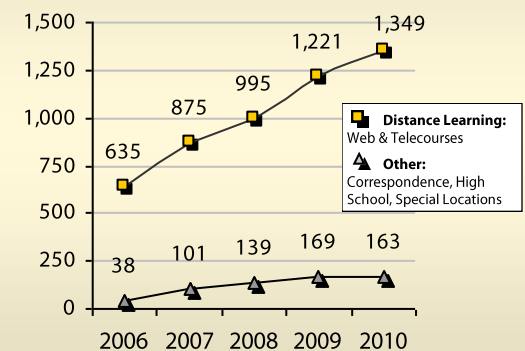
- Bachelor of Science in General Management
- Bachelor of Science in Nursing (Post RN Program)
- Bachelor of Arts in Psychology
- Graduate:
  - Master of Business Administration
  - Master in Public Administration
  - Master of Arts in Elementary Education

## Course Delivery Supported by the Elizabethtown Campus

### Face-to-Face (Classroom) Enrollments



### Other Delivery Method Enrollments



*Total course enrollments reflect the count of each course in which a student is enrolled.*

- Master of Arts in Middle Grades Education
- Master of Arts in Secondary Education
- Master of Arts in Education in Exceptional Education
- Master of Arts in Education in School Counseling
- Master of Arts in Education in Mental Health Counseling
- Master in Arts in Administration
- Rank 1 in School Administration
- Rank 1 in Education Administration
- Rank 1 in Counseling

**Certificates:**

- Leadership Studies

## Elizabethtown Campus Student Characteristics

<b>TOTAL STUDENTS*:</b>	<b>1,329</b>	<b>Gender:</b>	
<b>Status:</b>		Female	949
Full-Time	571	Male	380
Part-Time	758	<b>Age (Undergraduates only):</b>	
<b>Level:</b>		Traditional	468
Undergraduate	932	Non-Traditional	464
Graduate	397	<b>Classification:</b>	
<b>Ethnicity:</b>		Freshman	43
White	1,122	First Time First Year	8
African-American	138	Sophomore	96
Hispanic	28	Junior	259
Asian/Pacific Islander	17	Senior	471
Two or More Races	8	Non-Degree	124
Non Resident Alien	0	Post Bac.	27
Native American	2	Masters/Specialist	307
Not Reported	14	Doctoral	2

*\*Represents the number of individual students served/supported by the Elizabethtown Regional Campus. Includes students residing in the Elizabethtown Area and taking online courses.*