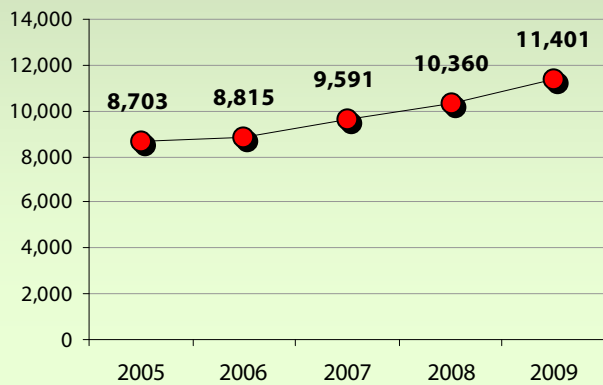




Fall 2009 Total Regional Campus Enrollment Report

WKU Division of Extended Learning & Outreach

Total Course Enrollments at Regional Campuses

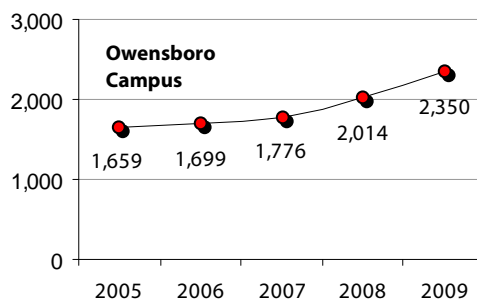
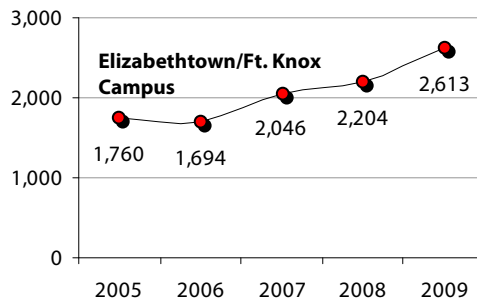
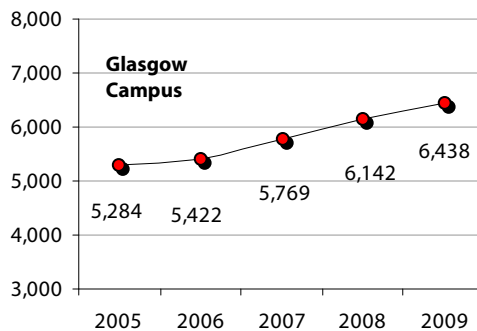


Total course enrollments reflect the count of each course in which a student is enrolled. Includes web enrollments of students residing in any of the three Regional Campus service areas.

Regional Campus Quick Facts

- Regional campuses have grown by 2,698 enrollments in five years. This reflects an increase of 31%.
- Students from 67 Kentucky counties took advantage of courses offered through the regional campus service area.
- The Glasgow Campus accounted for 56% of Regional Campus enrollments, followed by Elizabethtown with 23% and Owensboro with 21%.

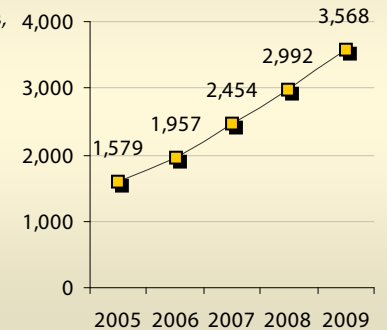
Total Course Enrollments by Regional Campus Location



Regional Campuses Web Enrollment Growth

Over the past five years, web enrollments at regional campuses have increased by 126%.

To meet student demand, WKU has more than doubled web course offerings over five years. In Fall 2005, 234 were offered. By Fall 2009, that number had increased to 476.



Regional Campuses Student Characteristics

TOTAL STUDENTS*:	4,765	Gender:	
Status:		Female	3,339
Full-Time	2,286	Male	1,426
Part-Time	2,479	Age (Undergraduates only):	
Level:		Traditional	2,193
Undergraduate	3,683	Non-Traditional	1,490
Graduate	1,082	Classification:	
Ethnicity:		Freshman	583
White	4,396	First Time First Year	272
African-American	237	Sophomore	559
Non Resident Alien	13	Junior	794
Hispanic	42	Senior	1,182
Asian/Pacific Islander	34	Non-Degree	772
Native American	8	Post Bac.	86
Not Reported	35	Masters/Specialist	778
		Doctoral	11

*Represents the number of individual students served/supported by the Regional Campuses. Includes students residing in any of the three Regional Campus service areas and taking online courses.

About WKU's Owensboro Campus

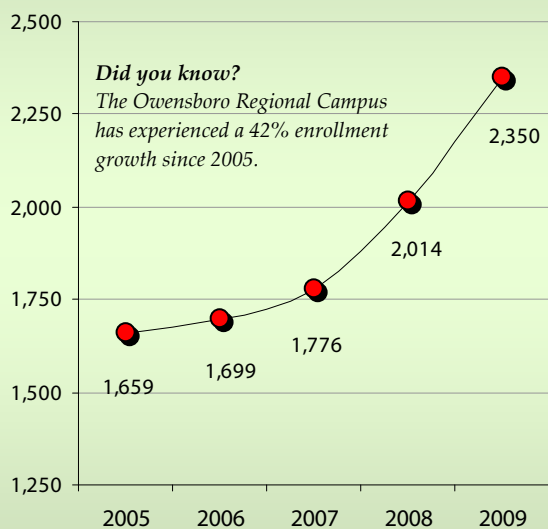
Mission: The mission of the Owensboro Regional Center is to offer a seamless postsecondary educational environment to its students, as well as to serve in the outreach missions of WKU.

Degree Offerings: WKU offers a wide variety of degree programs, many of which can be completed at the Owensboro Regional Center:

Baccalaureate:

- Business Management
- Computer Information Technology (Completion Degree) *online*
- Dental Hygiene (Completion Degree) *online*
- Elementary Education
- Environmental Science
- Family and Consumer Sciences (Child Studies Concentration) *online*
- Family Studies
- Food Automation
- Health Sciences
- History
- Interdisciplinary Studies (10 concentration areas)
- Middle Grades Education
- Nursing (RN to BSN Completion)
- Psychology

Course Enrollments at the Owensboro Campus



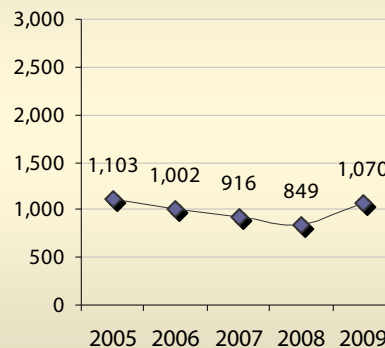
Did you know?
The Owensboro Regional Campus has experienced a 42% enrollment growth since 2005.

Total course enrollments reflect the count of each course in which a student is enrolled. Includes web enrollments of students residing in the Owensboro Area.

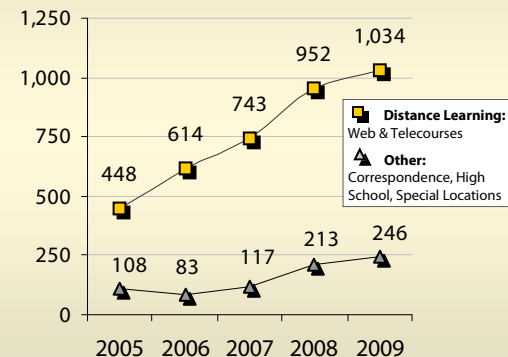
- Psychology, Extended
- Public Health Education
- Social Studies
- Sociology
- Systems Management (11 concentration areas)
- Technology Management
- Graduate Programs:**
- Administrative Dynamics
- Adult Education *online*
- Biology *online*
- Communication Disorders *online*
- Elementary Education (no GRE for WKU graduates) *online*
- Elementary Education *combination live and online*
- Exceptional Education *online*
- Library Media Education *online*
- Mathematics (Math Education) *online*

Course Delivery Supported by the Owensboro Campus

Face-to-Face (Classroom)



Other Delivery Method



Total course enrollments reflect the count of each course in which a student is enrolled.

- MBA *online*
- Mental Health Counseling (Professional or Marriage & Family)
- Middle Grades Education
- Nursing (Educator, Practitioner, Administrator or Occupational Health)
- Physical Education *online*
- Public Administration
- Public Administration with Leadership (Public Safety Cohort)
- Rank 1 Program Options: all areas of education, school counseling, school administration
- School Administration
- School Counseling
- Secondary Education
- Technology Management *online*

Owensboro Campus

Student Characteristics

TOTAL STUDENTS*:	1,186	Gender:	
Status:		Female	804
Full-Time	451	Male	382
Part-Time	735	Age (Undergraduates only):	
Level:		Traditional	422
Undergraduate	744	Non-Traditional	322
Graduate	442	Classification:	
Ethnicity:		Freshman	25
White	1,124	First Time First Year	5
African-American	43	Sophomore	64
Non Resident Alien	1	Junior	181
Hispanic	5	Senior	355
Asian/Pacific Islander	4	Non-Degree	217
Native American	1	Post Bac.	25
Not Reported	8	Masters/Specialist	313
		Doctoral	6

*Represents the number of individual students served/supported by the Owensboro Regional Campus. Includes students residing in the Owensboro Area and taking online courses.

About WKU's Glasgow Campus

Mission: The mission of the Glasgow Regional Center is to offer a seamless postsecondary educational environment to its students, as well as to serve in the outreach missions of WKU.

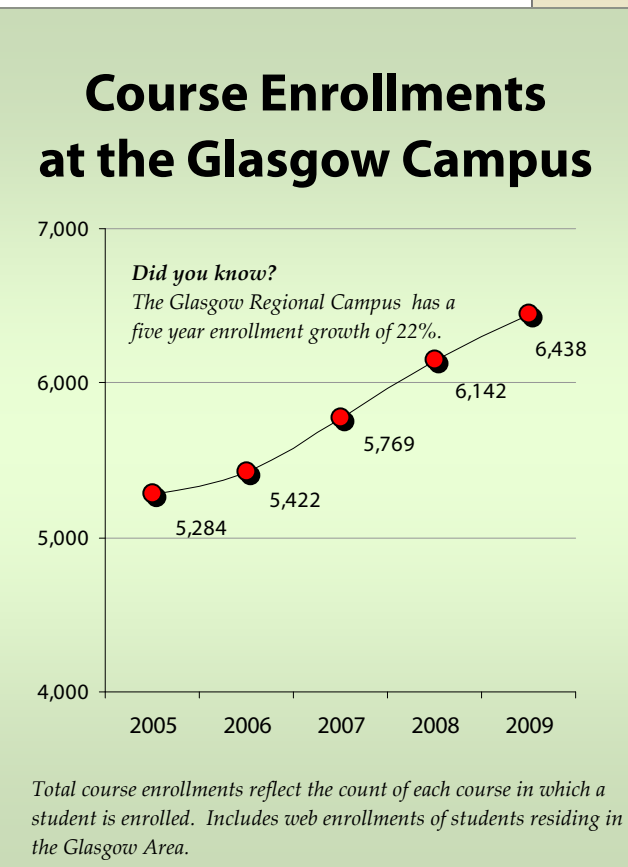
Degree Offerings: WKU offers a wide variety of degree programs, many of which can be completed at the Glasgow Regional Center:

General Education:

- Developmental Curriculum
- General Ed Core Curriculum

Associate:

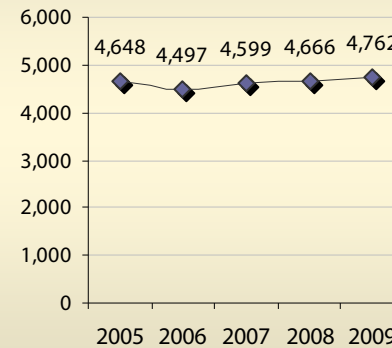
- Business
- Early Childhood Education
- Interdisciplinary Studies
- Nursing (RN)



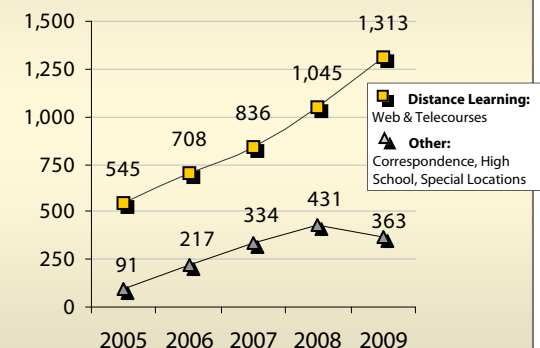
- Office Systems Technology
- Paralegal Studies
- Baccalaureate:
 - Applied Technology
 - Business
 - Criminology (minor)
 - Elementary Education
- Interdisciplinary Studies
- Geography
- Middle Grades Education
 - English
 - Math
 - Social Studies
- Post RN

Course Delivery Supported by the Glasgow Campus

Face-to-Face (Classroom) Enrollments



Other Delivery Method Enrollments



Total course enrollments reflect the count of each course in which a student is enrolled.

- Psychology
- Sociology
- Systems Management
- Technology Management
- Graduate:
 - Nurse Administrator Specialty
 - Nurse Educator Specialty
 - Occupational Health Nurse
 - Primary Care Nurse Practitioner
- Education
- Exceptional Education
- Master of Arts
- Master of Public Admin

Glasgow Campus

Student Characteristics

TOTAL STUDENTS*:	2,436	Gender:	
Status:		Female	1,704
Full-Time	1,382	Male	732
Part-Time	1,054	Age (Undergraduates only):	
Level:		Traditional	1,377
Undergraduate	2,163	Non-Traditional	786
Graduate	273	Classification:	
Ethnicity:		Freshman	537
White	2,294	First Time First Year	261
African-American	87	Sophomore	427
Non Resident Alien	8	Junior	408
Hispanic	19	Senior	421
Asian/Pacific Islander	9	Non-Degree	396
Native American	5	Post Bac.	36
Not Reported	14	Masters	209
		Doctoral	2

**Represents the number of individual students served/supported by the Glasgow Regional Campus. Includes students residing in the Glasgow Area and taking online courses.*

About WKU's Elizabethtown Campus

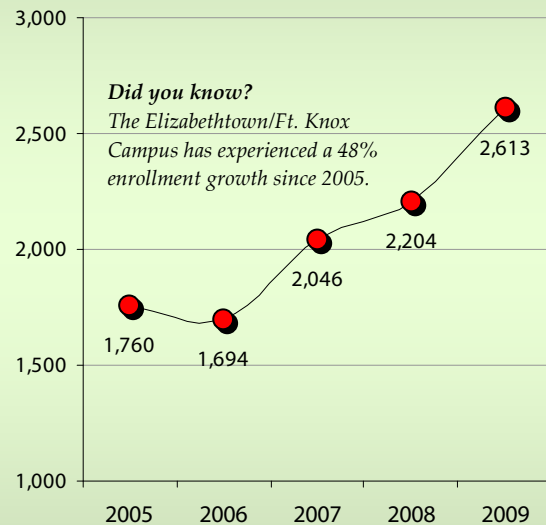
Mission: The mission of the Elizabethtown Regional Center is to offer a seamless postsecondary educational environment to its students, as well as to serve in the outreach missions of WKU.

Degree Offerings: WKU offers a wide variety of degree programs, many of which can be completed at the Elizabethtown Regional Center:

Baccalaureate:

- Bachelors of Interdisciplinary Studies
- Bachelors of General Studies - SOCAD
- Bachelor of Science Applied Technology
- Bachelor of Science in Informational Technology
- Bachelor of Science Social Work
- Bachelor of Science Elementary Education
- Bachelor of Science Interdisciplinary Early Childhood Education
- Bachelor of Science Middle Grades

Enrollments at the Elizabethtown Campus



Did you know?

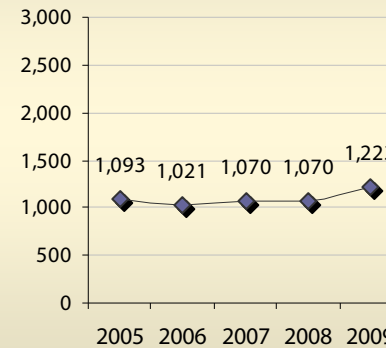
The Elizabethtown/Ft. Knox Campus has experienced a 48% enrollment growth since 2005.

Total course enrollments reflect the count of each course in which a student is enrolled. Includes web enrollments of students residing in the Elizabethtown Area.

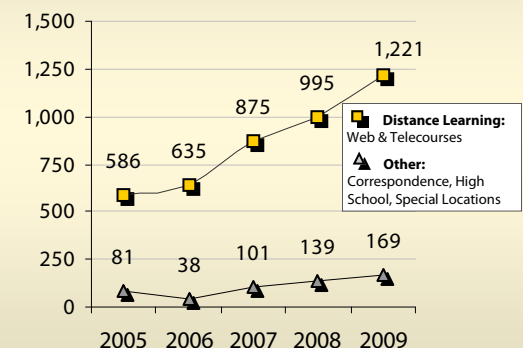
- Bachelor of Science in General Management
- Bachelor of Science in Nursing (Post RN Program)
- Bachelor of Arts in Psychology
- Graduate:
 - Master of Business Administration
 - Master in Public Administration
 - Master of Arts in Elementary Education

Course Delivery Supported by the Elizabethtown Campus

Face-to-Face (Classroom) Enrollments



Other Delivery Method Enrollments



Total course enrollments reflect the count of each course in which a student is enrolled.

- Master of Arts in Middle Grades Education
- Master of Arts in Secondary Education
- Master of Arts in Education in Exceptional Education
- Master of Arts in Education in School Counseling
- Master of Arts in Education in Mental Health Counseling
- Master in Arts in Education Administration
- Rank 1 in School Administration
- Rank 1 in Education Administration
- Rank 1 in Counseling

Certificates:

- Leadership Studies

Elizabethtown Campus Student Characteristics

TOTAL STUDENTS*:	1,272	Gender:	
Status:		Female	937
Full-Time	549	Male	335
Part-Time	723	Age (Undergraduates only):	
Level:		Traditional	451
Undergraduate	884	Non-Traditional	433
Graduate	388	Classification:	
Ethnicity:		Freshman	27
White	1,100	First Time First Year	7
African-American	113	Sophomore	86
Non Resident Alien	4	Junior	234
Hispanic	18	Senior	457
Asian/Pacific Islander	21	Non-Degree	166
Native American	2	Post Bac.	27
Not Reported	14	Masters/Specialist	272
		Doctoral	3

**Represents the number of individual students served/supported by the Elizabethtown Regional Campus. Includes students residing in the Elizabethtown Area and taking online courses.*