

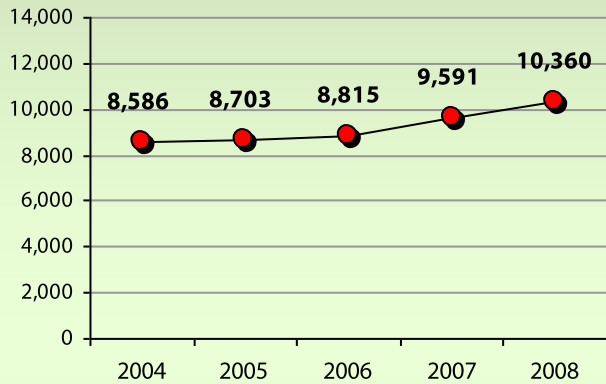


WKU[®]

Fall 2008 Total Regional Campus Enrollment Report

WKU Division of Extended Learning & Outreach

Total Course Enrollments at Regional Campuses

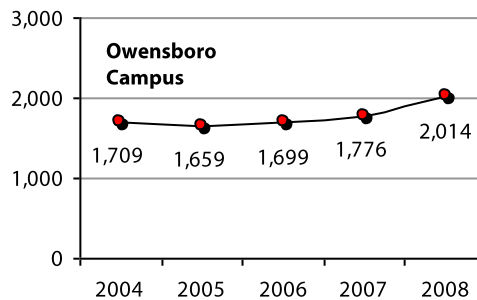
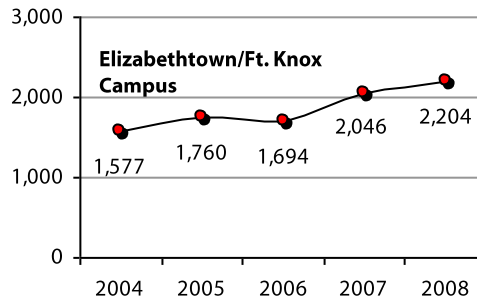
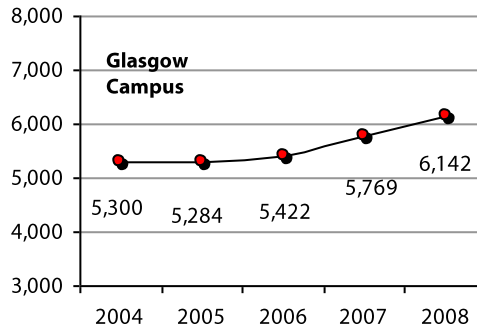


Total course enrollments reflect the count of each course in which a student is enrolled. Includes web enrollments of students residing in any of the three Regional Campus service areas.

Regional Campus Quick Facts

- Regional campuses have grown by 1,774 enrollments in five years. This reflects an increase of 21%.
- Students from 65 Kentucky counties took advantage of courses offered through the regional campus service area.
- The Glasgow Campus accounted for 59.3% of Regional Campus enrollments, followed by Elizabethtown with 21.3% and Owensboro with 19.4%.

Total Course Enrollments by Regional Campus Location

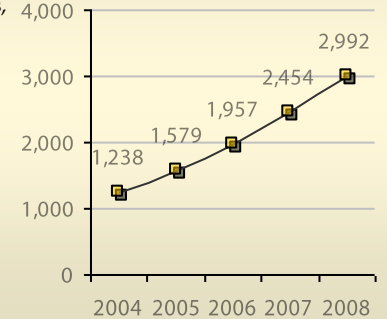


Regional Campuses

Web Enrollment Growth

Over the past five years, web enrollments at regional campuses have increased by 142%.

To meet student demand, WKU has more than doubled web course offerings over five years. In Fall 2004, 174 were offered. By Fall 2008, that number had increased to 390.



Regional Campuses

Student Characteristics

TOTAL STUDENTS*: 4,263

Status:

Full-Time

Part-Time

Level:

Undergraduate

Graduate

Ethnicity:

White

African-American

Non Resident Alien

Hispanic

Asian/Pacific Islander

Native American

Not Reported

Gender:

Female

Male

Age (Undergraduates only):

Traditional

Non-Traditional

Classification:

Freshman

First Time First Year

Sophomore

Junior

Senior

Non-Degree

Post Bac.

Masters/Specialist

Doctoral

2,944

1,319

2,167

1,181

590

259

462

669

1,070

758

70

630

14

*Represents the number of individual students served/supported by the Regional Campuses. Includes students residing in any of the three Regional Campus service areas and taking online courses.

About WKU's Owensboro Campus

Mission: The mission of the Owensboro Regional Center is to offer a seamless postsecondary educational environment to its students, as well as to serve in the outreach missions of WKU.

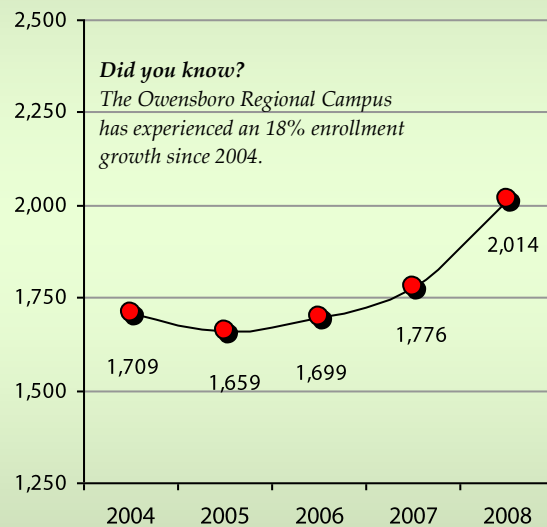
Degree Programs: WKU offers a wide variety of degree programs, many of which can be completed at the Owensboro Regional Center:

Undergraduate Offerings:

- Bachelor of Science in Architectural/Manufacturing Science Technology
- Bachelor of Science in Business Management
- Bachelor of Science in Elementary Education
- Bachelor of Science in Middle Grades Education
- Bachelor in Interdisciplinary Studies
- Bachelor of Science in Nursing
- Bachelor of Arts in History
- Bachelor in Psychology
- Minor in Computer Information Systems
- Minor in Sociology

Other courses in Agriculture, Biology, Exceptional Education, Geography, Government, Health Care Administration, Public Health, Organizational Communication, Sociology, and others.

Course Enrollments at the Owensboro Campus



Did you know?
The Owensboro Regional Campus has experienced an 18% enrollment growth since 2004.

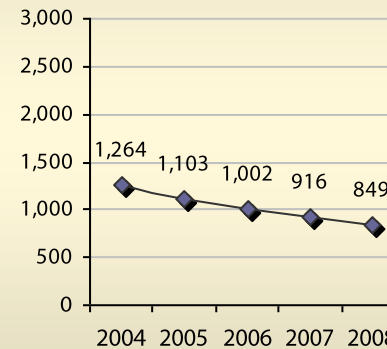
Total course enrollments reflect the count of each course in which a student is enrolled. Includes web enrollments of students residing in the Owensboro Area.

Graduate Programs:

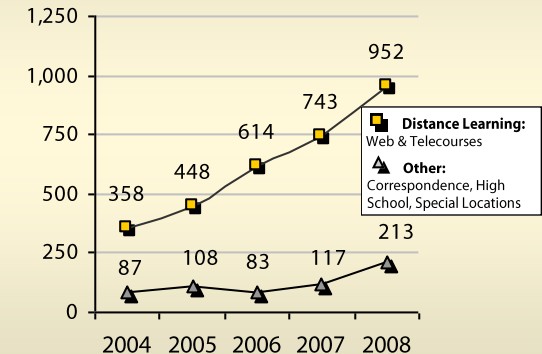
- Master of Arts in Education
 - Elementary
 - Middle School
 - Secondary
 - School Administrator
 - School Counselor
- Master of Science in Nursing
- Master of Arts in History
- Master of Arts in English
- Master of Arts in Mental Health Counseling with options in (a) Marriage & Family Therapy, (b) Certified Professional Counseling
- Complete Rank 1 Programs in Elementary, Secondary, Counselor Education, and School Administration

Course Delivery Supported by the Owensboro Campus

Face-to-Face (Classroom)



Other Delivery Method



Total course enrollments reflect the count of each course in which a student is enrolled.

- Specialist in Education (Counseling, Elementary, Secondary, School Administration)
- Master of Public Administration
- Master of Arts in Education, Exceptional Education

Partial programs in Health & Safety, IECE, Organizational Communications, Student Affairs, and others.

E-Programs (online):

- Master of Arts in Adult Education
- Master of Business Administration
- Master of Science in Communication
- Master of Science in Library Media Education
- Master of Science in Physical Education
- Master of Science in Technology Management

Owensboro Campus

Student Characteristics

TOTAL STUDENTS*:	1,053	Gender:	
Status:		Female	699
Full-Time	392	Male	354
Part-Time	661	Age (Undergraduates only):	
Level:		Traditional	428
Undergraduate	680	Non-Traditional	252
Graduate	373	Classification:	
Ethnicity:		Freshman	21
White	999	First Time First Year	5
African-American	27	Sophomore	43
Non Resident Alien	3	Junior	152
Hispanic	5	Senior	325
Asian/Pacific Islander	5	Non-Degree	229
Native American	2	Post Bac.	23
Not Reported	12	Masters/Specialist	254
		Doctoral	6

**Represents the number of individual students served/supported by the Owensboro Regional Campus. Includes students residing in the Owensboro Area and taking online courses.*

About WKU's Glasgow Campus

Mission: The mission of the Glasgow Regional Center is to offer a seamless postsecondary educational environment to its students, as well as to serve in the outreach missions of WKU.

Degree Offerings: WKU offers a wide variety of degree programs, many of which can be completed at the Glasgow Regional Center:

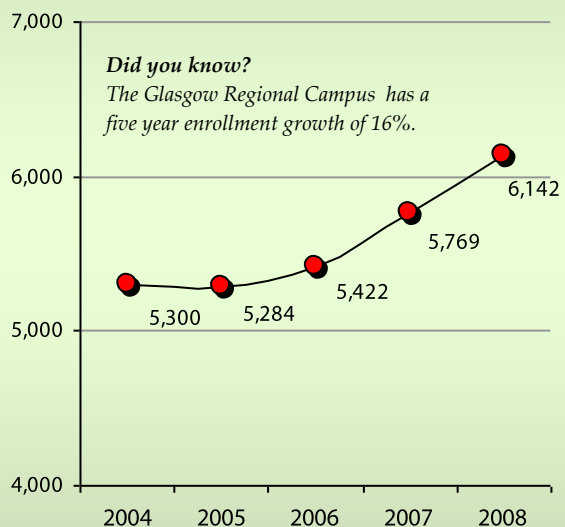
General Education:

- Developmental Curriculum
- General Ed Core Curriculum

Associate:

- Business Technology
- Early Childhood Development
- Interdisciplinary Studies
- Nursing (RN)
- Office Systems Technology
- Paralegal Studies

Course Enrollments at the Glasgow Campus



Did you know?
The Glasgow Regional Campus has a five year enrollment growth of 16%.

Total course enrollments reflect the count of each course in which a student is enrolled. Includes web enrollments of students residing in the Glasgow Area.

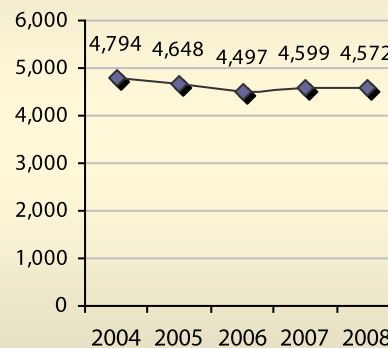
Baccalaureate:

- Applied Technology
- Business (core content)
- Business Management (partial)
- Computer Information Systems (minor)

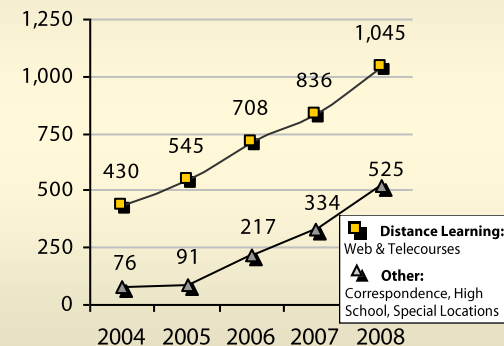
- Criminology (minor)
- Elementary Education
- Exceptional Education (partial)
- Interdisciplinary Studies
- Geography

Course Delivery Supported by the Glasgow Campus

Face-to-Face (Classroom) Enrollments



Other Delivery Method Enrollments



Total course enrollments reflect the count of each course in which a student is enrolled.

- Middle Grades Education
 - Math
 - Social Studies
- Post RN
- Psychology
- Social Work (partial)
- Sociology
- Graduate:
 - Nursing
 - Nurse Administrator Specialty
 - Nurse Educator Specialty
 - Occupational Health Nurse
 - Primary Care Nurse Practitioner
 - Education
 - Exceptional Education
 - Master of Arts
 - Master of Public Admin

Glasgow Campus

Student Characteristics

TOTAL STUDENTS*:	2,223	Gender:	
Status:		Female	1,527
Full-Time	1,311	Male	696
Part-Time	912	Age (Undergraduates only):	
Level:		Traditional	1,386
Undergraduate	2,023	Non-Traditional	635
Graduate	200	Classification:	
Ethnicity:		Freshman	553
White	2,082	First Time First Year	252
African-American	73	Sophomore	373
Non Resident Alien	12	Junior	366
Hispanic	20	Senior	390
Asian/Pacific Islander	10	Non-Degree	360
Native American	4	Post Bac.	30
Not Reported	22	Masters	148
		Doctoral	3

*Represents the number of individual students served/supported by the Glasgow Regional Campus. Includes students residing in the Glasgow Area and taking online courses.

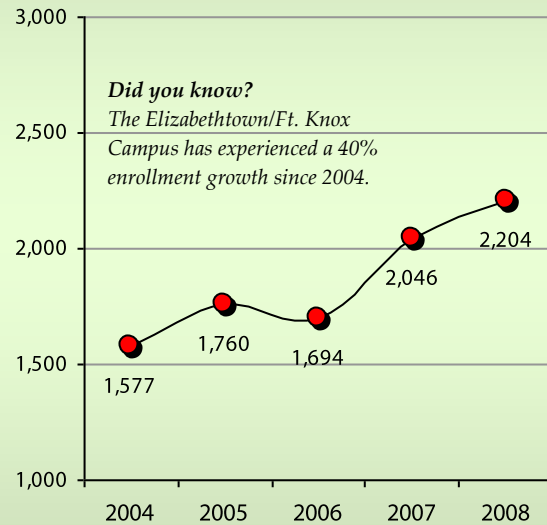
About WKU's Elizabethtown Campus

Mission: The mission of the Elizabethtown Regional Center is to offer a seamless postsecondary educational environment to its students, as well as to serve in the outreach missions of WKU.

Degree Offerings: WKU offers a wide variety of degree programs, many of which can be completed at the Elizabethtown Regional Center:

- Baccalaureate:**
- Bachelors of Interdisciplinary Studies
 - Bachelors of General Studies - SOCAD
 - Bachelor of Science Applied Technology
 - Bachelor of Science in Informational Technology
 - Bachelor of Science Social Work
 - Bachelor of Science Elementary Education
 - Bachelor of Science Interdisciplinary Early Childhood Education
 - Bachelor of Science Middle Grades

Enrollments at the Elizabethtown Campus

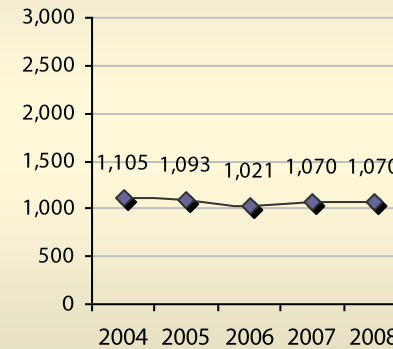


Total course enrollments reflect the count of each course in which a student is enrolled. Includes web enrollments of students residing in the Elizabethtown Area.

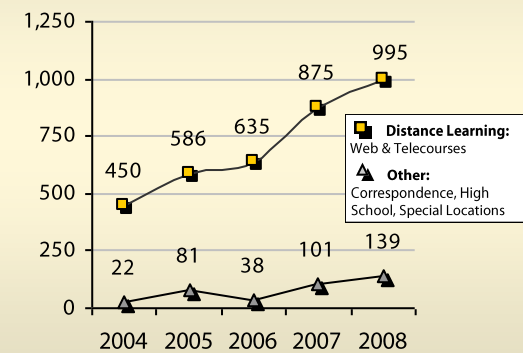
- Bachelor of Science in General Management
- Bachelor of Science in Nursing (Post RN Program)
- Bachelor of Arts in Psychology
- Graduate:
 - Master of Business Administration
 - Master in Public Administration
 - Master of Arts in Elementary Education

Course Delivery Supported by the Elizabethtown Campus

Face-to-Face (Classroom) Enrollments



Other Delivery Method Enrollments



Total course enrollments reflect the count of each course in which a student is enrolled.

- Master of Arts in Middle Grades Education
- Master of Arts in Secondary Education
- Master of Arts in Education in Exceptional Education
- Master of Arts in Education in School Counseling
- Master of Arts in Education in Mental Health Counseling
- Master in Arts in Administration
- Rank 1 in School Administration
- Rank 1 in Education Administration
- Rank 1 in Counseling

Certificates:

- Leadership Studies

Elizabethtown Campus Student Characteristics

TOTAL STUDENTS*:	1,092	Gender:	
Status:		Female	801
Full-Time	463	Male	291
Part-Time	629	Age (Undergraduates only):	
Level:		Traditional	392
Undergraduate	738	Non-Traditional	346
Graduate	354	Classification:	
Ethnicity:		Freshman	25
White	971	First Time First Year	6
African-American	87	Sophomore	57
Non Resident Alien	1	Junior	171
Hispanic	12	Senior	403
Asian/Pacific Islander	7	Non-Degree	174
Native American	2	Post Bac.	19
Not Reported	12	Masters/Specialist	238
		Doctoral	5

*Represents the number of individual students served/supported by the Elizabethtown Regional Campus. Includes students residing in the Elizabethtown Area and taking online courses.