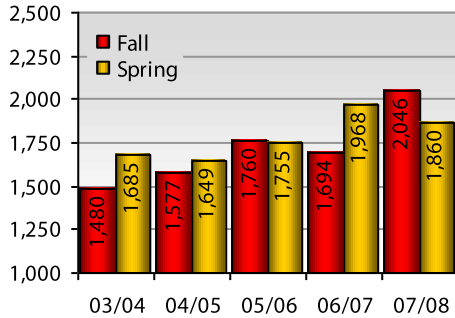


WKU Regional Campus Enrollment Summary

Elizabethtown/Radcliff/Ft. Knox Campus

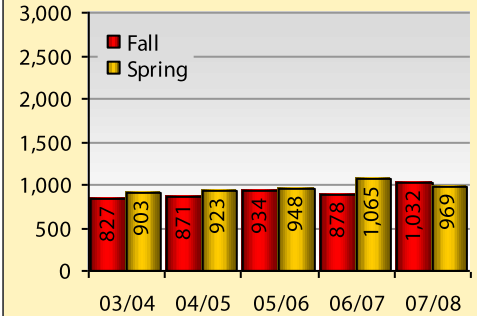
Course Enrollments



Total course enrollments reflect the count of each course in which a student is enrolled (duplicated headcount). Includes web enrollments of students residing in the Elizabethtown Area.

	03/04	04/05	05/06	06/07	07/08
Fall:					
Face-to-Face	1,160	1,105	1,093	1,021	1,070
Distance: (Web & Telecourses)	313	450	586	635	875
Other: (Correspondence, High School, Special Location)	7	22	81	38	101
Total Fall:	1,480	1,577	1,760	1,694	2,046
Spring:					
Face-to-Face	1,134	1,080	1,087	1,101	968
Distance: (Web & Telecourses)	483	526	613	800	790
Other: (Correspondence, High School, Special Location)	68	43	55	67	102
Total Spring:	1,685	1,649	1,755	1,968	1,860

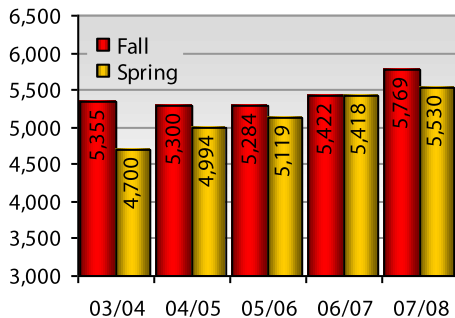
Unduplicated Headcount Enrollment



Headcount enrollment reflects an unduplicated count of students. Includes web enrollments of students residing in the Elizabethtown area.

Glasgow Campus

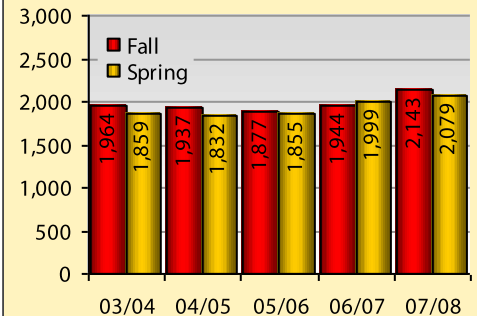
Course Enrollments



Total course enrollments reflect the count of each course in which a student is enrolled (duplicated headcount). Includes web enrollments of students residing in the Glasgow Area.

	03/04	04/05	05/06	06/07	07/08
Fall:					
Face-to-Face	4,971	4,794	4,648	4,497	4,599
Distance: (Web & Telecourses)	322	430	545	708	836
Other: (Correspondence, High School, Special Location)	62	76	91	217	334
Total Fall:	5,355	5,300	5,284	5,422	5,769
Spring:					
Face-to-Face	4,145	4,418	4,315	4,367	4,436
Distance: (Web & Telecourses)	463	464	650	798	844
Other: (Correspondence, High School, Special Location)	92	112	154	253	250
Total Spring:	4,700	4,994	5,119	5,418	5,530

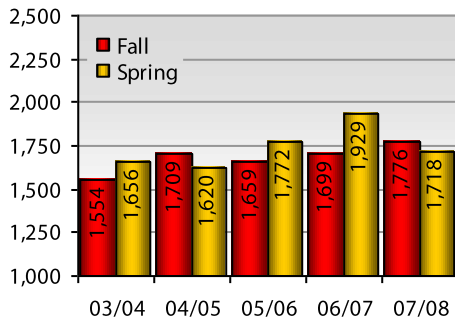
Unduplicated Headcount Enrollment



Headcount enrollment reflects an unduplicated count of students. Includes web enrollments of students residing in the Glasgow area.

Owensboro Campus

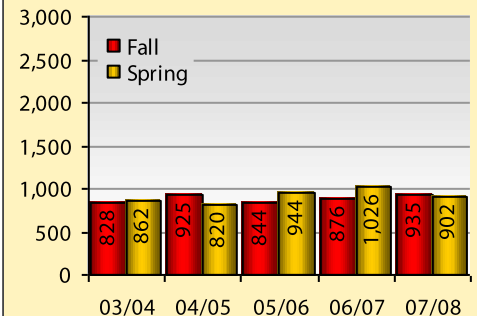
Course Enrollments



Total course enrollments reflect the count of each course in which a student is enrolled (duplicated headcount). Includes web enrollments of students residing in the Owensboro Area.

	03/04	04/05	05/06	06/07	07/08
Fall:					
Face-to-Face	1,242	1,264	1,103	1,002	916
Distance: (Web & Telecourses)	274	358	448	614	743
Other: (Correspondence, High School, Special Location)	38	87	108	83	117
Total Fall:	1,554	1,709	1,659	1,699	1,776
Spring:					
Face-to-Face	1,118	1,048	993	961	793
Distance: (Web & Telecourses)	449	467	568	797	807
Other: (Correspondence, High School, Special Location)	89	105	211	171	118
Total Spring:	1,656	1,620	1,772	1,929	1,718

Unduplicated Headcount Enrollment



Headcount enrollment reflects an unduplicated count of students. Includes web enrollments of students residing in the Owensboro area.