

## About WKU's Glasgow Campus

**Mission:** The mission of the Glasgow Regional Center is to offer a seamless postsecondary educational environment to its students, as well as to serve in the outreach missions of WKU.

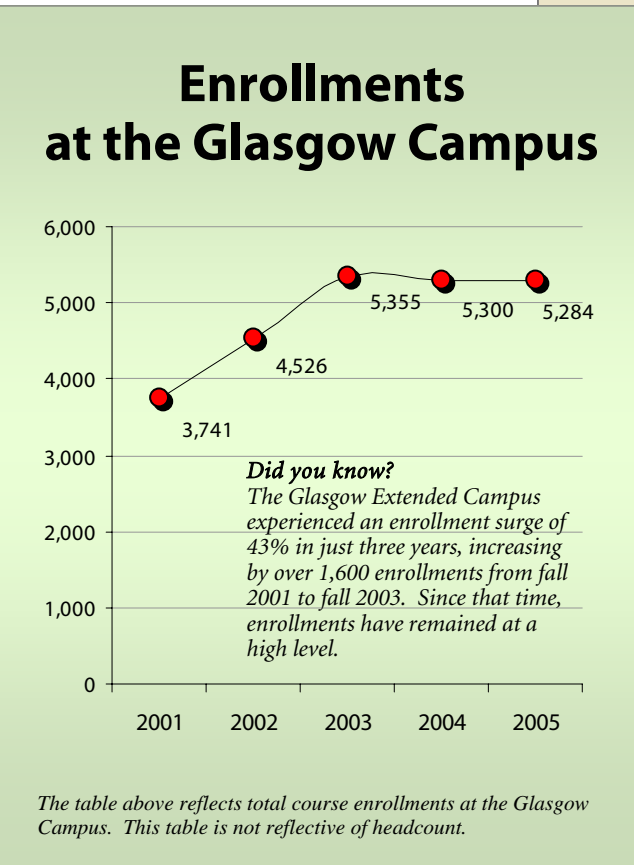
**Degree Offerings:** WKU offers a wide variety of degree programs, many of which can be completed at the Glasgow Regional Center:

**General Education:**

- . Developmental Curriculum
- . General Ed Core Curriculum

**Associate:**

- . Business Technology
- . Early Childhood Development
- . Interdisciplinary Studies
- . Nursing (RN)
- . Office Systems Technology
- . Paralegal Studies

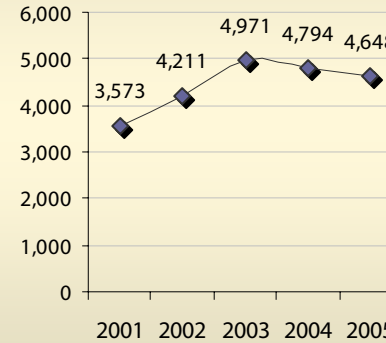


**Baccalaureate:**

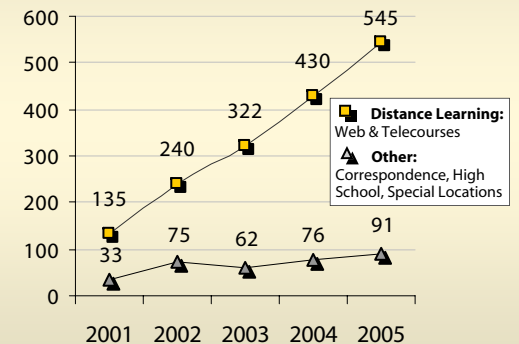
- . Applied Technology
- . Business (core content)
- . Business Management (partial)
- . Computer Information Systems (minor)
- . Criminology (minor)
- . Elementary Education
- . Exceptional Education (partial)
- . Interdisciplinary Studies
- . Geography

## Course Delivery at the Glasgow Campus

### Face-to-Face (Classroom) Enrollments



### Other Delivery Method Enrollments



The tables above reflect total course enrollments at the Glasgow Campus and are not reflective of headcount.

- . Middle Grades Education
  - Math
  - Social Studies
- . Post RN
- . Psychology
- . Social Work (partial)
- . Sociology
- Graduate:**
  - . Nursing
    - Nurse Administrator Specialty
    - Nurse Educator Specialty
    - Occupational Health Nurse
    - Primary Care Nurse Practitioner
  - . Education
  - . Exceptional Education
  - . Master of Arts
  - . Master of Public Admin

## Glasgow Campus Student Characteristics

<b>TOTAL STUDENTS*:</b>	<b>1,877</b>	<b>Gender:</b>	
<b>Status:</b>		Female	1,344
Full-Time	1,190	Male	533
Part-Time	687	<b>Age (Undergraduates only):</b>	
<b>Level:</b>		Traditional	1,077
Correspondence Only	18	Non-Traditional	591
Undergraduate	1,668	<b>Classification:</b>	
Graduate	191	Freshman	570
<b>Ethnicity:</b>		First Time First Year	273
White	1,789	Sophomore	371
African-American	52	Junior	300
Non Resident Alien	13	Senior	318
Hispanic	8	Non-Degree	134
Asian/Pacific Islander	2	Post Bac.	34
Native American	6	Masters	148
Not Reported	7	Specialist	2

\*Headcount should be considered only in the context of the Glasgow Campus because of the possibility of duplication with other locations and the main campus.