



Fall 2007 Elizabethtown/Ft. Knox Campus Enrollment Report

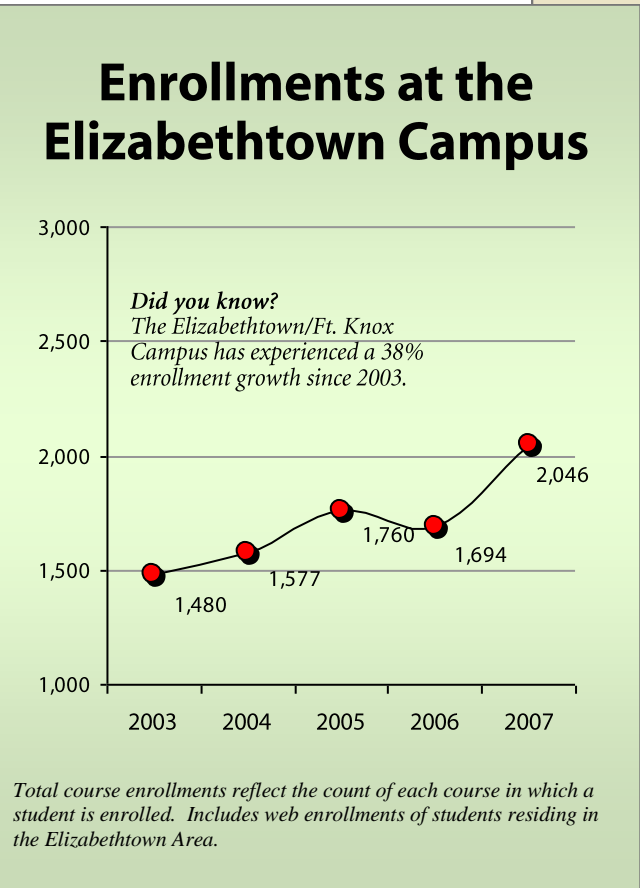
WKU Division of Extended Learning & Outreach

About WKU's Elizabethtown Campus

Mission: The mission of the Elizabethtown Regional Center is to offer a seamless postsecondary educational environment to its students, as well as to serve in the outreach missions of WKU.

Degree Offerings: WKU offers a wide variety of degree programs, many of which can be completed at the Elizabethtown Regional Center:

- Baccalaureate:**
- Bachelors of Interdisciplinary Studies
 - Bachelors of General Studies - SOCAD
 - Bachelor of Science Applied Technology
 - Bachelor of Science in Informational Technology
 - Bachelor of Science Social Work
 - Bachelor of Science Elementary Education
 - Bachelor of Science Interdisciplinary Early Childhood Education
 - Bachelor of Science Middle Grades
 - Bachelor of Science in

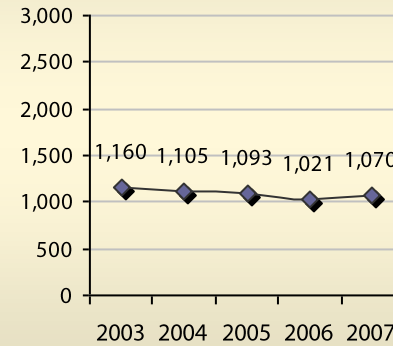


- General Management**
- Bachelor of Science in Nursing (Post RN Program)
 - Bachelor of Arts in Psychology

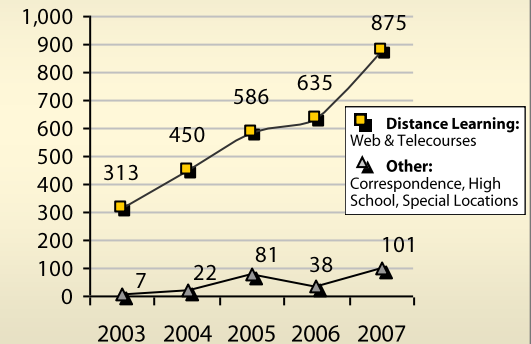
- Graduate:**
- Master of Business Administration
 - Master in Public Administration
 - Master of Arts in Elementary Education

Course Delivery Supported by the Elizabethtown Campus

Face-to-Face (Classroom) Enrollments



Other Delivery Method Enrollments



Total course enrollments reflect the count of each course in which a student is enrolled.

- Master of Arts in Middle Grades Education
- Master of Arts in Secondary Education
- Master of Arts in Education in Exceptional Education
- Master of Arts in Education in School Counseling
- Master of Arts in Education in Mental Health Counseling
- Master in Arts in Education Administration
- Rank 1 in School Administration

Elizabethtown Campus Student Characteristics

TOTAL STUDENTS*:	1,032	Gender:	
Status:		Female	765
Full-Time	406	Male	267
Part-Time	626	Age (Undergraduates only):	
Level:		Traditional	361
Undergraduate	653	Non-Traditional	292
Graduate	379	Classification:	
Ethnicity:		Freshman	20
White	909	First Time First Year	3
African-American	83	Sophomore	62
Non Resident Alien	0	Junior	172
Hispanic	13	Senior	338
Asian/Pacific Islander	10	Non-Degree	179
Native American	1	Post Bac.	14
Not Reported	16	Masters/Specialist	247

**Represents the number of individual students served/supported by the Elizabethtown Regional Campus. Includes students residing in the Elizabethtown Area and taking online courses.*