

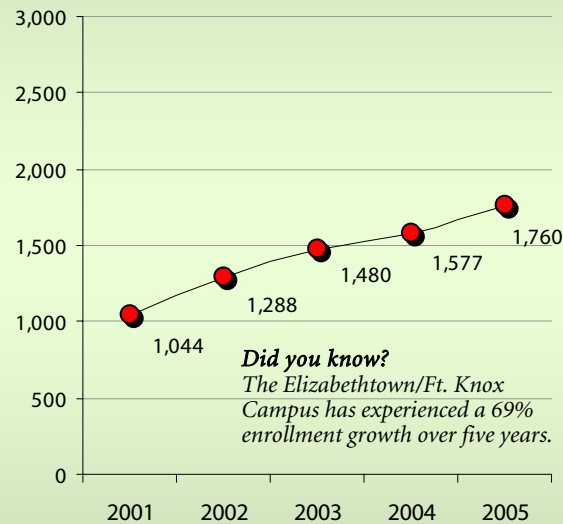
## About WKU's Elizabethtown Campus

**Mission:** The mission of the Elizabethtown Regional Center is to offer a seamless postsecondary educational environment to its students, as well as to serve in the outreach missions of WKU.

**Degree Offerings:** WKU offers a wide variety of degree programs, many of which can be completed at the Elizabethtown Regional Center:

- Baccalaureate:**
- Bachelors of Interdisciplinary Studies
  - Bachelors of General Studies - SOCAD
  - Bachelor of Science Applied Technology
  - Bachelor of Science in Informational Technology
  - Bachelor of Science Social Work
  - Bachelor of Science Elementary Education
  - Bachelor of Science Interdisciplinary Early Childhood Education
  - Bachelor of Science Middle Grades
  - Bachelor of Science in

## Enrollments at the Elizabethtown Campus



*Did you know?*  
The Elizabethtown/Ft. Knox Campus has experienced a 69% enrollment growth over five years.

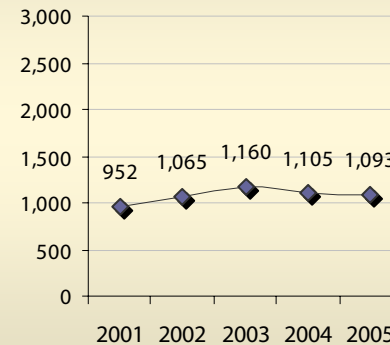
The table above reflects total course enrollments at the Elizabethtown Campus. This table is not reflective of headcount.

- General Management**
- Bachelor of Science in Nursing (Post RN Program)
  - Bachelor of Arts in Psychology

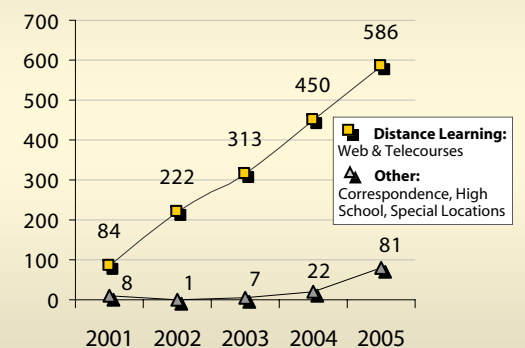
- Graduate:**
- Master of Business Administration
  - Master in Public Administration
  - Master of Arts in Elementary Education

## Course Delivery at the Elizabethtown Campus

### Face-to-Face (Classroom) Enrollments



### Other Delivery Method Enrollments



The tables above reflect total course enrollments at the Elizabethtown Campus and are not reflective of headcount.

- Master of Arts in Middle Grades Education
- Master of Arts in Secondary Education
- Master of Arts in Education in Exceptional Education
- Master of Arts in Education in School Counseling
- Master of Arts in Education in Mental Health Counseling
- Master in Arts in Education Administration
- Rank 1 in School Administration
- Rank 1 in Education Administration
- Rank 1 in Counseling

- Certificates:**
- Leadership Studies (Graduate & Undergraduate)

## Elizabethtown Campus Student Characteristics

<b>TOTAL STUDENTS*:</b>	<b>934</b>	<b>Gender:</b>	
<b>Status:</b>		Female	676
Full-Time	287	Male	258
Part-Time	647	<b>Age (Undergraduates only):</b>	
<b>Level:</b>		Traditional	224
Correspondence Only	32	Non-Traditional	274
Undergraduate	498	<b>Classification:</b>	
Graduate	404	Freshman	14
<b>Ethnicity:</b>		First Time First Year	2
White	808	Sophomore	36
African-American	82	Junior	146
Non Resident Alien	4	Senior	255
Hispanic	15	Non-Degree	224
Asian/Pacific Islander	9	Post Bac.	15
Native American	6	Masters/Specialist	241
Not Reported	10	Doctoral	3

\*Headcount should be considered only in the context of the Owensboro Campus because of the possibility of duplication with other locations and the main campus.