

About WKU's Elizabethtown Campus

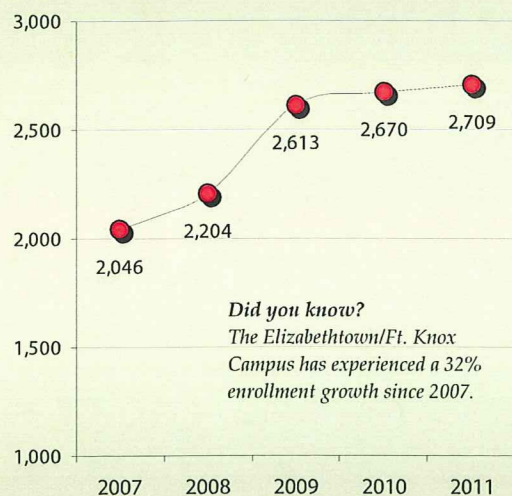
Mission: The mission of the Elizabethtown Regional Center is to offer a seamless postsecondary educational environment to its students, as well as to serve in the outreach missions of WKU.

Degree Offerings: WKU offers a wide variety of degree programs, many of which can be completed at the Elizabethtown Regional Center:

Baccalaureate:

- Bachelors of Interdisciplinary Studies
- Bachelors of General Studies - SOCAD
- Bachelor of Science Applied Technology
- Bachelor of Science in Informational Technology
- Bachelor of Science Social Work
- Bachelor of Science Elementary Education
- Bachelor of Science Interdisciplinary Early Childhood Education
- Bachelor of Science Middle Grades

Enrollments at the Elizabethtown Campus



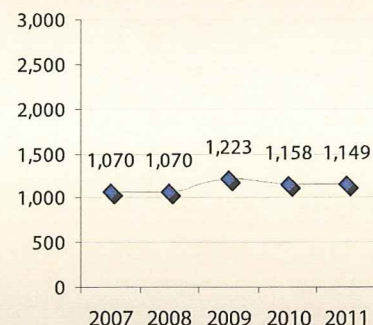
Did you know?
The Elizabethtown/Ft. Knox Campus has experienced a 32% enrollment growth since 2007.

Total course enrollments reflect the count of each course in which a student is enrolled. Includes web enrollments of students residing in the Elizabethtown Area.

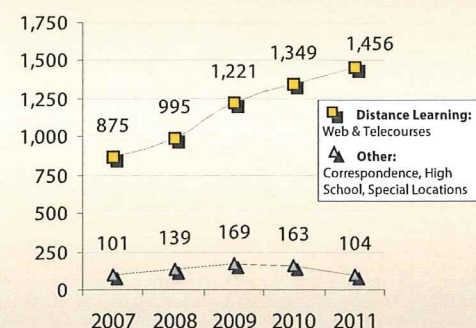
- Bachelor of Science in General Management
- Bachelor of Science in Nursing (Post RN Program)
- Bachelor of Arts in Psychology
- Graduate:
 - Master of Business Administration
 - Master in Public Administration
 - Master of Arts in Elementary Education

Course Delivery Supported by the Elizabethtown Campus

Face-to-Face (Classroom) Enrollments



Other Delivery Method Enrollments



Total course enrollments reflect the count of each course in which a student is enrolled.

- Master of Arts in Middle Grades Education
- Master of Arts in Secondary Education
- Master of Arts in Education in Exceptional Education
- Master of Arts in Education in School Counseling
- Master of Arts in Education in Mental Health Counseling
- Master in Arts in Education Administration
- Rank 1 in School Administration
- Rank 1 in Education
- Rank 1 in Counseling

Certificates:

- Leadership Studies

Elizabethtown Campus Student Characteristics

TOTAL STUDENTS*:	1,342	Gender:	
Status:		Female	966
Full-Time	618	Male	376
Part-Time	724	Age (Undergraduates only):	
Level:		Traditional	509
Undergraduate	946	Non-Traditional	437
Graduate	396	Classification:	
Ethnicity:		Freshman	33
White	1,122	First Time First Year	9
African-American	142	Sophomore	99
Hispanic	30	Junior	238
Asian/Pacific Islander	13	Senior	497
Two or More Races	15	Non-Degree	147
Non Resident Alien	1	Post Bac.	22
Native American	3	Masters/Specialist	305
Not Reported	16	Doctoral	1

**Represents the number of individual students served/supported by the Elizabethtown Regional Campus. Includes students residing in the Elizabethtown Area and taking online courses.*