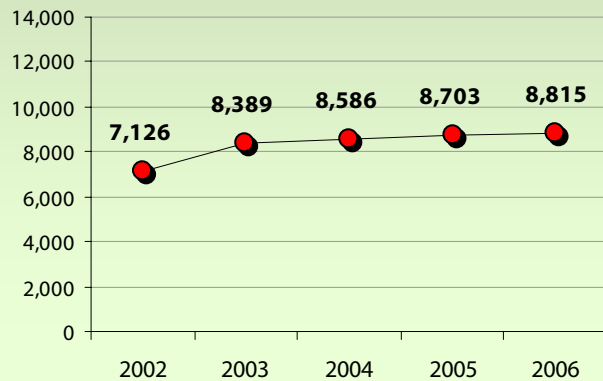




Total Course Enrollments of Regional Campuses

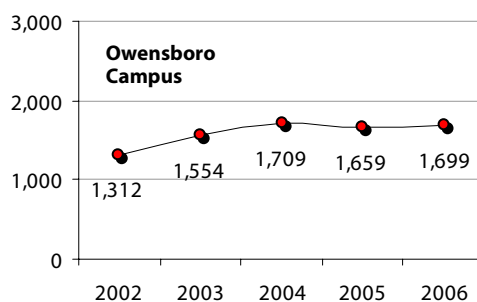
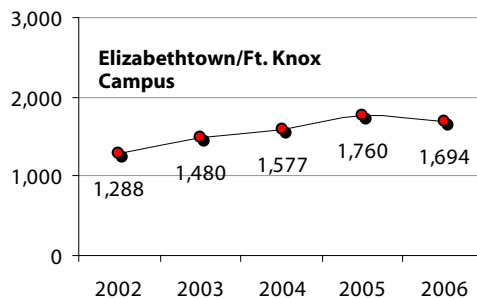
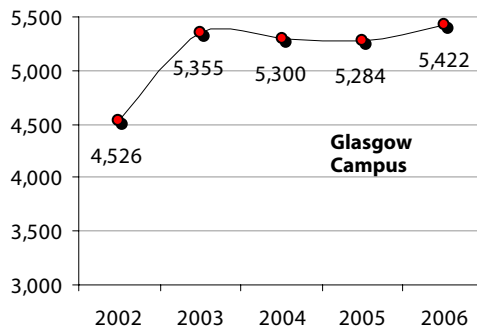


The table above provides total course enrollments at the regional campuses and is not reflective of headcount. This figure includes the three extended campuses as well as distance education courses taken by students living in the regional campus service areas.

Regional Campus Quick Facts

- Regional campuses have grown by 1,689 enrollments in five years. This reflects an increase of 24%.
- Students from 60 Kentucky counties took advantage of courses offered through the regional campus service area.
- The Glasgow Campus accounted for 62% of Regional Campus enrollments, followed by Owensboro and Elizabethtown with 19% each.

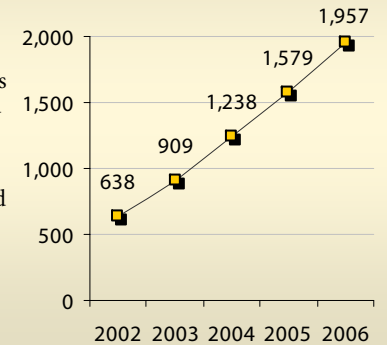
Total Course Enrollments by Regional Campus Location



Regional Campuses Web Enrollment Growth

Over the past five years, web enrollments by students in regional campus service areas have increased by 207%.

To meet student demand, WKU has more than tripled the number of web courses offered. In Fall 2002, 82 web courses were offered. By Fall 2006, that number had increased to 252.



Regional Campuses Student Characteristics

TOTAL STUDENTS*:	3,614	Gender:	
Status:		Female	2,568
Full-Time	1,774	Male	1,046
Part-Time	1,840	Age (Undergraduates only):	
Level:		Traditional	1,680
Undergraduate	2,753	Non-Traditional	1,073
Graduate	861	Classification:	
Ethnicity:		Freshman	580
White	3,346	First Time First Year	245
African-American	144	Sophomore	468
Non Resident Alien	25	Junior	539
Hispanic	37	Senior	860
Asian/Pacific Islander	14	Non-Degree	487
Native American	9	Post Bac.	62
Not Reported	39	Masters/Specialist	614
		Doctoral	4

*Headcount is not the sum of the regional campuses because students may take courses at multiple regional campuses. Additionally, due to the possibility of duplication with the main campus and community college, regional campus headcount cannot be compared with university student enrollment.

About WKU's Glasgow Campus

Mission: The mission of the Glasgow Regional Center is to offer a seamless postsecondary educational environment to its students, as well as to serve in the outreach missions of WKU.

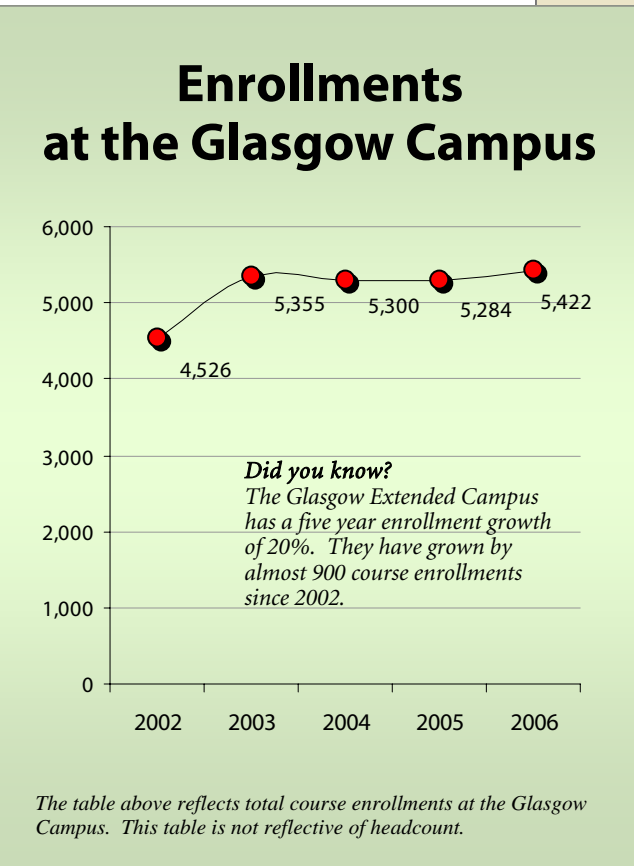
Degree Offerings: WKU offers a wide variety of degree programs, many of which can be completed at the Glasgow Regional Center:

General Education:

- . Developmental Curriculum
- . General Ed Core Curriculum

Associate:

- . Business Technology
- . Early Childhood Development
- . Interdisciplinary Studies
- . Nursing (RN)
- . Office Systems Technology
- . Paralegal Studies

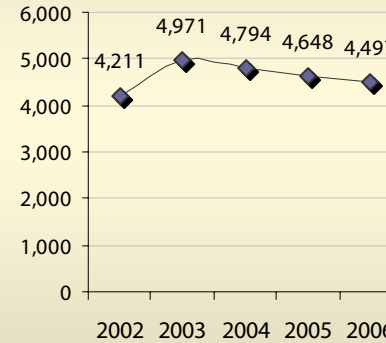


Baccalaureate:

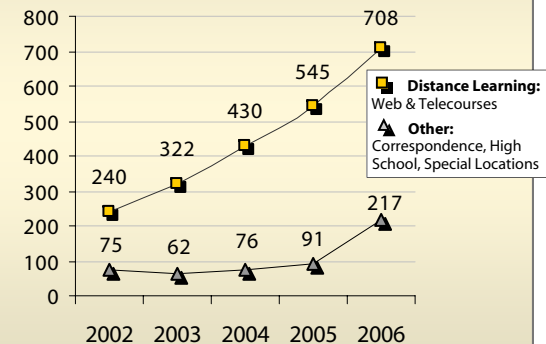
- . Applied Technology
- . Business (core content)
- . Business Management (partial)
- . Computer Information Systems (minor)
- . Criminology (minor)
- . Elementary Education
- . Exceptional Education (partial)
- . Interdisciplinary Studies
- . Geography

Course Delivery at the Glasgow Campus

Face-to-Face (Classroom) Enrollments



Other Delivery Method Enrollments



The tables above reflect total course enrollments at the Glasgow Campus and are not reflective of headcount.

- . Middle Grades Education
 - Math
 - Social Studies
- . Post RN
- . Psychology
- . Social Work (partial)
- . Sociology
- Graduate:**
 - . Nursing
 - Nurse Administrator Specialty
 - Nurse Educator Specialty
 - Occupational Health Nurse
 - Primary Care Nurse Practitioner
 - . Education
 - . Exceptional Education
 - . Master of Arts
 - . Master of Public Admin

Glasgow Campus Student Characteristics

TOTAL STUDENTS*:	1,944	Gender:	
Status:		Female	1,351
Full-Time	1,192	Male	593
Part-Time	752	Age (Undergraduates only):	
Level:		Traditional	1,160
Undergraduate	1,770	Non-Traditional	610
Graduate	174	Classification:	
Ethnicity:		Freshman	551
White	1,820	First Time First Year	241
African-American	64	Sophomore	389
Non Resident Alien	11	Junior	282
Hispanic	18	Senior	329
Asian/Pacific Islander	5	Non-Degree	223
Native American	4	Post Bac.	36
Not Reported	22	Masters/Specialist	132
		Cooperative Doctoral	2

*Headcount should be considered only in the context of the Glasgow Campus because of the possibility of duplication with other locations and the main campus.

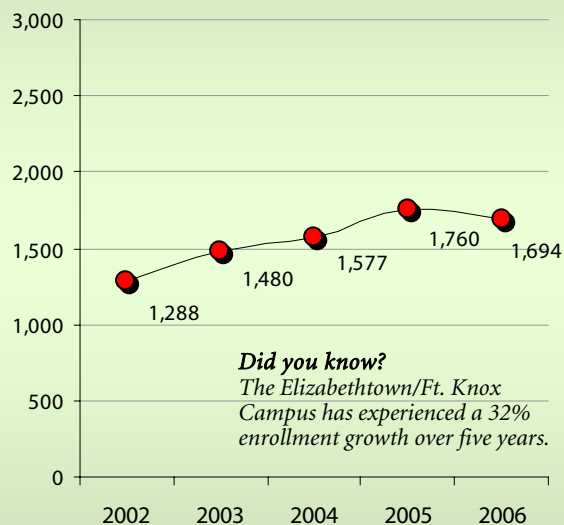
About WKU's Elizabethtown Campus

Mission: The mission of the Elizabethtown Regional Center is to offer a seamless postsecondary educational environment to its students, as well as to serve in the outreach missions of WKU.

Degree Offerings: WKU offers a wide variety of degree programs, many of which can be completed at the Elizabethtown Regional Center:

- Baccalaureate:**
- Bachelors of Interdisciplinary Studies
 - Bachelors of General Studies - SOCAD
 - Bachelor of Science Applied Technology
 - Bachelor of Science in Informational Technology
 - Bachelor of Science Social Work
 - Bachelor of Science Elementary Education
 - Bachelor of Science Interdisciplinary Early Childhood Education
 - Bachelor of Science Middle Grades
 - Bachelor of Science in

Enrollments at the Elizabethtown Campus



Did you know?
The Elizabethtown/Ft. Knox Campus has experienced a 32% enrollment growth over five years.

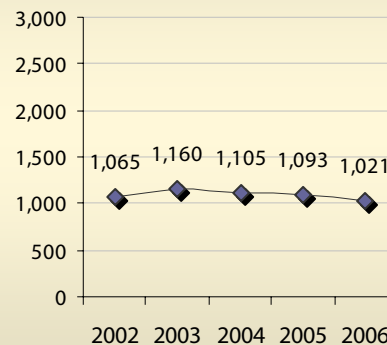
The table above reflects total course enrollments at the Elizabethtown Campus. This table is not reflective of headcount.

- General Management**
- Bachelor of Science in Nursing (Post RN Program)
 - Bachelor of Arts in Psychology

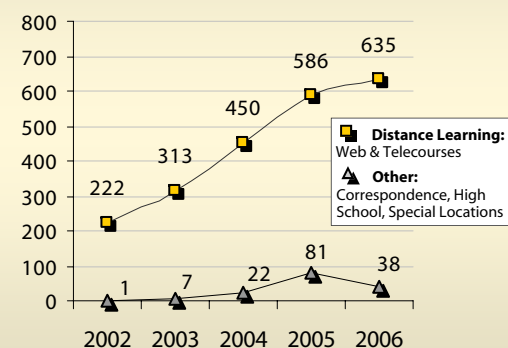
- Graduate:**
- Master of Business Administration
 - Master in Public Administration
 - Master of Arts in Elementary Education

Course Delivery at the Elizabethtown Campus

Face-to-Face (Classroom) Enrollments



Other Delivery Method Enrollments



The tables above reflect total course enrollments at the Elizabethtown Campus and are not reflective of headcount.

- Master of Arts in Middle Grades Education
- Master of Arts in Secondary Education
- Master of Arts in Education in Exceptional Education
- Master of Arts in Education in School Counseling
- Master of Arts in Education in Mental Health Counseling
- Master in Arts in Education Administration
- Rank 1 in School Administration
- Rank 1 in Education Administration
- Rank 1 in Counseling

- Certificates:**
- Leadership Studies (Graduate & Undergraduate)

Elizabethtown Campus Student Characteristics

TOTAL STUDENTS*:	878	Gender:	
Status:		Female	669
Full-Time	321	Male	209
Part-Time	557	Age (Undergraduates only):	
Level:		Traditional	243
Undergraduate	518	Non-Traditional	275
Graduate	360	Classification:	
Ethnicity:		Freshman	18
White	769	First Time First Year	5
African-American	64	Sophomore	47
Non Resident Alien	8	Junior	147
Hispanic	14	Senior	282
Asian/Pacific Islander	7	Non-Degree	127
Native American	5	Post Bac.	13
Not Reported	11	Masters/Specialist	243
		Doctoral	1

*Headcount should be considered only in the context of the Owensboro Campus because of the possibility of duplication with other locations and the main campus.

About WKU's Owensboro Campus

Mission: The mission of the Owensboro Regional Center is to offer a seamless postsecondary educational environment to its students, as well as to serve in the outreach missions of WKU.

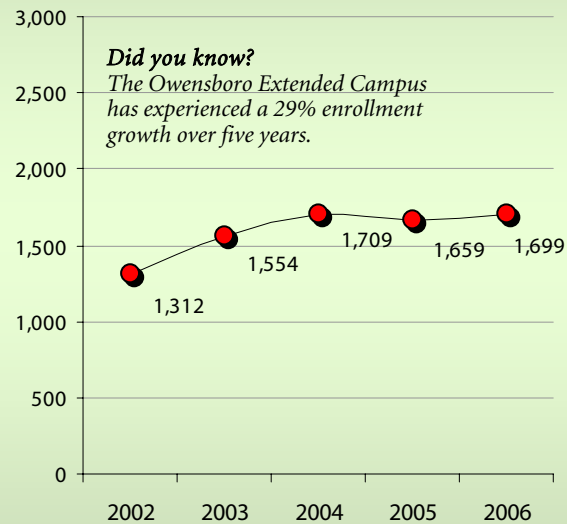
Degree Programs: WKU offers a wide variety of degree programs, many of which can be completed at the Owensboro Regional Center:

Undergraduate Offerings:

- Bachelor of Science in Architectural/Manufacturing Science Technology
- Bachelor of Science in Business Management
- Bachelor of Science in Elementary Education
- Bachelor of Science in Middle Grades Education
- Bachelor in Interdisciplinary Studies
- Bachelor of Science in Nursing
- Bachelor of Arts in History
- Bachelor in Psychology
- Minor in Computer Information Systems
- Minor in Sociology

Other courses in Agriculture, Biology, Exceptional Education, Geography, Government, Health Care Administration, Public

Enrollments at the Owensboro Campus



Did you know?

The Owensboro Extended Campus has experienced a 29% enrollment growth over five years.

The table above reflects total course enrollments at the Owensboro Campus. This table is not reflective of headcount.

Health, Organizational Communication, Sociology, and others.

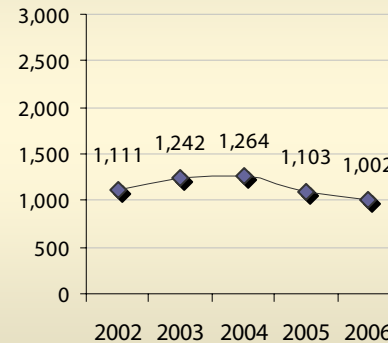
Graduate Programs:

- Master of Arts in Education
 - Elementary
 - Middle School
 - Secondary
- School Administrator
- School Counselor

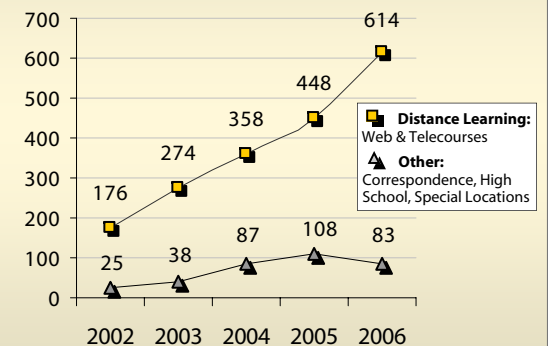
- Master of Science in Nursing
- Master of Arts in History
- Master of Arts in English
- Master of Arts in Mental Health Counseling with options in (a) Marriage & Family Therapy, (b) Certified Professional Counseling
- Complete Rank 1 Programs in Elementary, Secondary, Counselor Education, and

Course Delivery at the Owensboro Campus

Face-to-Face (Classroom) Enrollments



Other Delivery Method Enrollments



The tables above reflect total course enrollments at the Owensboro Campus and are not reflective of headcount.

- School Administration
- Specialist in Education (Counseling, Elementary, Secondary, School Administration)
- Master of Public Administration
- Master of Arts in Education, Exceptional Education
- Partial programs in Health & Safety, IECE, Organizational Communications, Student Affairs, and others.

E-Programs (online):

- Master of Arts in Adult Education
- Master of Business Administration
- Master of Science in Communication
- Master of Science in Library Media Education
- Master of Science in Physical Education
- Master of Science in Technology Management

Owensboro Campus

Student Characteristics

TOTAL STUDENTS*:	876	Gender:	
Status:		Female	619
Full-Time	315	Male	257
Part-Time	561	Age (Undergraduates only):	
Level:		Traditional	306
Undergraduate	525	Non-Traditional	219
Graduate	351	Classification:	
Ethnicity:		Freshman	18
White	832	First Time First Year	1
African-American	21	Sophomore	41
Non Resident Alien	6	Junior	122
Hispanic	8	Senior	276
Asian/Pacific Islander	2	Non-Degree	144
Native American	1	Post Bac.	17
Not Reported	6	Masters/Specialist	257
		Doctoral	1

*Headcount should be considered only in the context of the Owensboro Campus because of the possibility of duplication with other locations and the main campus.