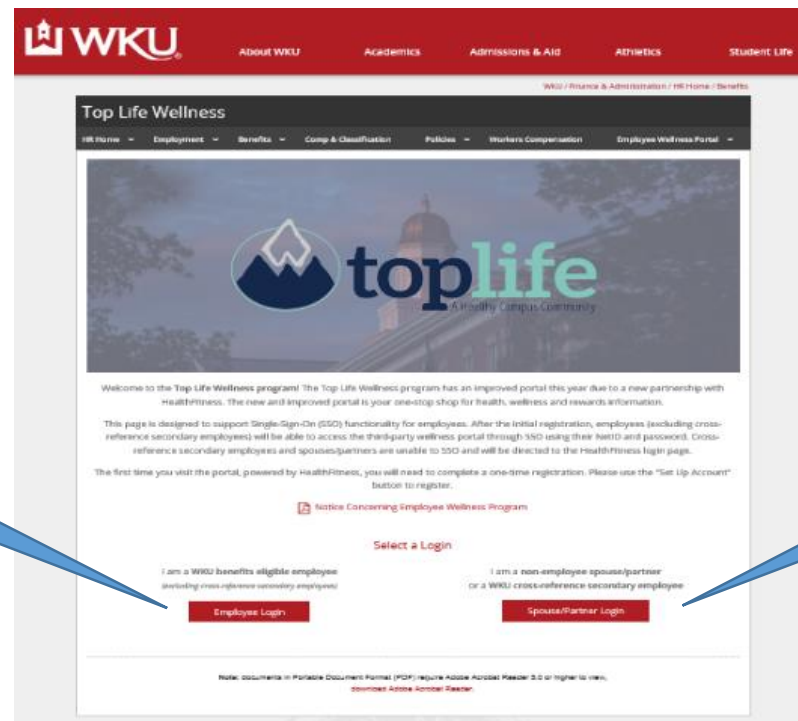


Effective October 17, 2016

- ✓ Go To <http://www.toplifewellness.com>
- ✓ Click on the appropriate login button for **Employee** or **Spouse/Partner**

Note: Cross-Reference Secondary Employees must use Spouse/Partner Login



Questions? Call Customer Service at 1-800-616-2136



Employees – directed to single-sign-on page.

- ✓ Enter your NetID and Password and click on **'Login'**

WKU **toplife** Wellness

Welcome to Top Life - Wellness Authentication

We're securely signing you into the HealthFitness portal, WKU's vendor-partner for employee wellness services.

Enter your NetID and Password

NetID: [Forgot NetID?](#)

Password: [Forgot Password?](#)

LOGIN

Click Login



Cross-Ref Secondary Employees and Spouses/Partners - directed to portal Login page.

- ✓ Click on **'Set Up Account'**

WKU **toplife** A Healthy Campus Community

Welcome!

Small steps can lead to big change.

Watch the video above for a quick overview of how the site can help you take small steps towards a healthier you.

Note: If this is your first visit to the HealthFitness wellness website, please use the "Set Up Account" button to register. Click [HERE](#) for registration instructions.

Login

Username:

Password:

Login

[Forgot Username?](#)

[Forgot Password?](#)

New User?

Set Up Account

Contact Us

Click Set Up Account

Questions? Call Customer Service at 1-800-616-2136



Cross-Reference Secondary Employees and Spouses/Partners

- ✓ Enter required information for authentication and click **'Continue'** button

Unique ID = Primary Employee's WKU ID (9-digit 800#) + S + mmddyyyy for your date of birth (DOB)

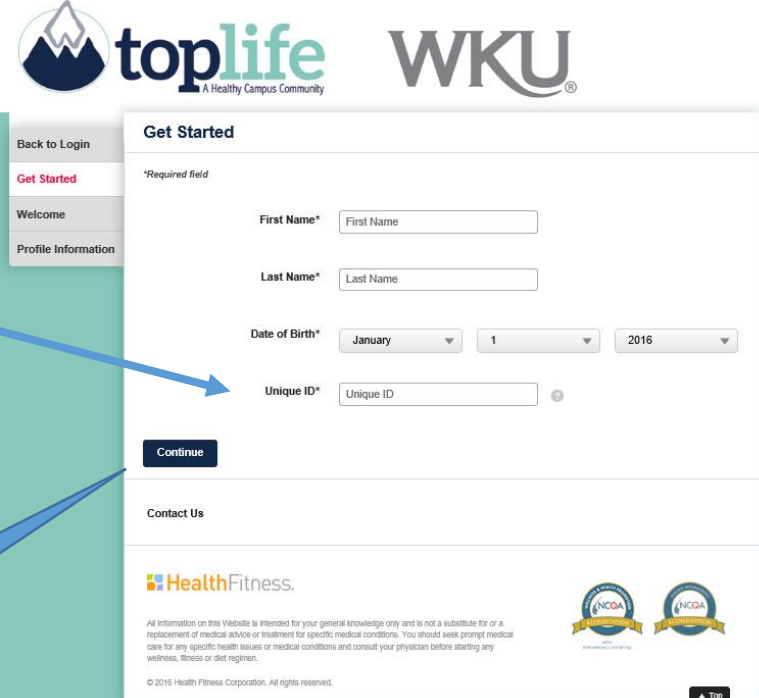
Example:

Primary Employee's WKU ID = 800456789

Spouse/Partner = S

DOB = 10/31/1992

Unique ID = 800456789S10311992



Back to Login

Get Started

Welcome

Profile Information

*Required field

First Name*


Last Name*



Date of Birth*

Unique ID*

Continue

Contact Us

 HealthFitness.

All information on this Website is intended for your general knowledge only and is not a substitute for or a replacement of medical advice or treatment for specific medical conditions. You should seek prompt medical care for any specific health issues or medical conditions and consult your physician before starting any wellness, fitness or diet regimen.

© 2016 Health Fitness Corporation. All rights reserved.


[Top](#)

Questions? Call Customer Service at 1-800-616-2136



Employees

- ✓ Click **'Continue'** button




Click
Continue



Cross-Reference Secondary Employees and Spouses/Partners

- ✓ Click **'Continue'** button




Click
Continue

Questions? Call Customer Service at 1-800-616-2136



Employees

- ✓ Complete Profile Information



Cross-Reference Secondary Employees and Spouses/Partners

- ✓ Complete Profile Information

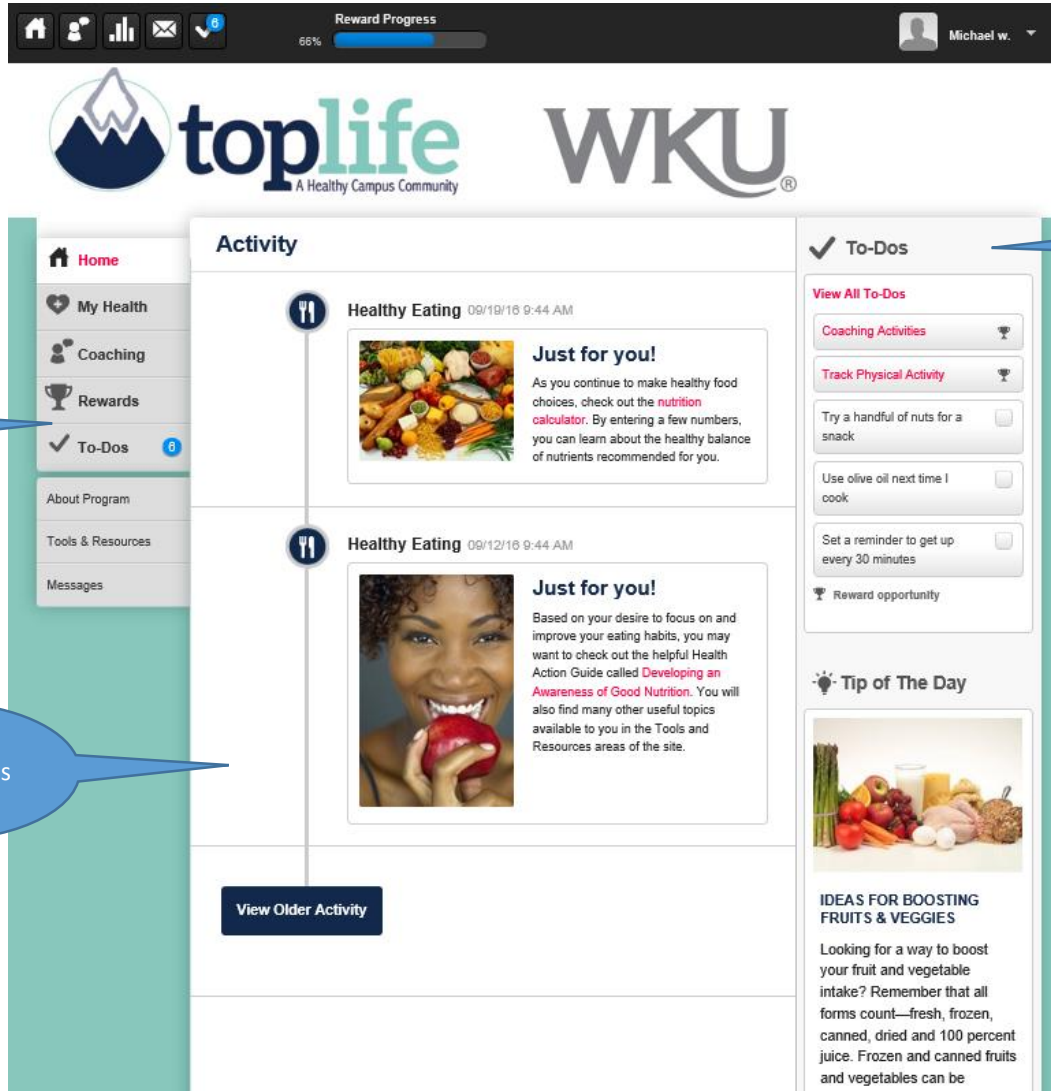
Enter required information, create username and password, select security questions, select top wellness goal, select communication preference, upload a photo and accept terms and conditions!

Re: Username and Password –

Employees: The only time you would use this Username and Password is to log directly into the HealthFitness Portal instead of going to <http://www.toplifewellness.com> and using your WKU NetID and Password to access the portal through the single sign-on process.

Cross-Reference Secondary Employee and Spouses/Partners: You'll use this Username and Password during each login.

Questions? Call Customer Service at 1-800-616-2136



The screenshot shows the toplife WKU user interface. At the top, there is a navigation bar with icons for home, profile, analytics, messages, and notifications, along with a 'Reward Progress' indicator at 66% and a user profile for 'Michael w.'. Below this is the toplife and WKU logos. The main content area is divided into three columns: a left navigation bar, a central 'Activity' feed, and a right 'To-Dos' sidebar. The 'Activity' feed contains two 'Healthy Eating' posts, each with a 'Just for you!' message and a photo. The 'To-Dos' sidebar lists tasks like 'Coaching Activities', 'Track Physical Activity', and 'Try a handful of nuts for a snack'. A 'Tip of The Day' section at the bottom right features a photo of fresh produce and text about boosting fruit and vegetable intake. Callouts point to the 'Navigation Bar' on the left, 'Activity Feeds' in the center, and 'To Do List' on the right.

Navigation Bar

Activity Feeds

To Do List



Subsequent Login's

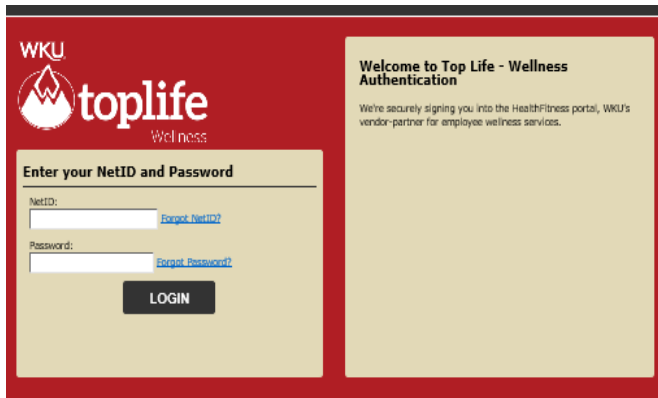


- ✓ Go To <http://www.toplifewellness.com>
- ✓ Click on the appropriate login button for **Employee** or **Spouse/Partner**

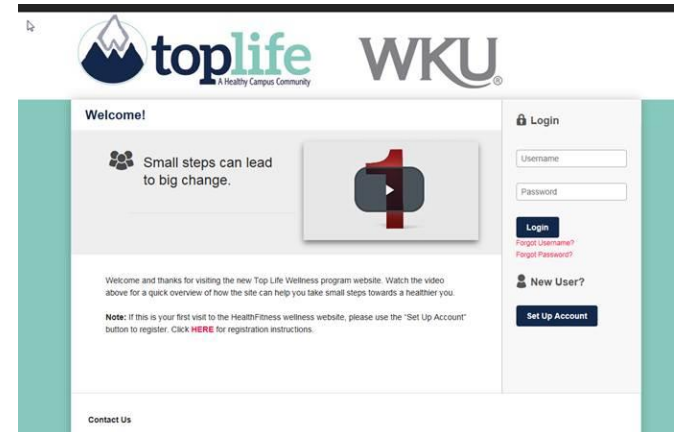


Note: Cross-Reference Secondary Employees must use Spouse/Partner Login

Employees - login through single-sign-on using your WKU NetID and Password.



Cross-Reference Secondary Employees and Spouses/Partners - login using the Username and Password you created during registration.



Questions? Call Customer Service at 1-800-616-2136