





Service Supply Building
SECOND FLOOR
EMERGENCY ACTION PLAN

- TORNADO SAFETY SHELTER BELOW 
- EXTINGUISHER 
- PULL STATION 
- EXIT SIGN 
- EGRESS ROUTE 