





**Service Supply Building
GROUND FLOOR
EMERGENCY ACTION PLAN**

- TORNADO SAFETY SHELTER 
- EXTINGUISHER 
- PULL STATION 
- EXIT SIGN 
- EGRESS ROUTE 