



WKU

Operating Budget 2016-17

A Leading American University With International Reach

**BOARD OF REGENTS'
ACTION:**

**APPROVE THE 2016-17
OPERATING BUDGET
INCLUDING THE TUITION
AND FEES SCHEDULE.**



TUITION & MANDATORY STUDENT FEES SCHEDULE PER SEMESTER

Student Level/Enrollment	FY 2016	FY2017	Summer 2017/ Rate per Credit Hour	% Increase
Undergraduate				
Resident*	\$4,741	\$4,956	\$413	4.5%
Military Resident	4,741	4,956	413	4.5%
Nonresident	12,066	12,396	1,033	2.7%
International	12,390	12,720	1,060	2.7%
Incentive	6,294	6,696	558	6.4%
Graduate (Per Credit Hour)				
Resident	543	570	570	5.0%
Military Resident	543	570	570	5.0%
Kentucky P-12 Educator	495	395	395	-20.2%
Nonresident, International	962	998	998	3.7%
Nonresident, Domestic	763	816	816	6.9%
Doctorate, Nurse Practitioner (Per Credit Hour)				
Resident	643	643	643	0.0%
Nonresident	833	833	833	0.0%
Doctorate, Physical Therapy (Per Credit Hour)				
Resident	643	643	643	0.0%
Nonresident	833	833	833	0.0%

TUITION & MANDATORY STUDENT FEES SCHEDULE PER SEMESTER

Student Level/Enrollment	FY 2016	FY2017	Summer 2017/ Rate per Credit Hour	% Increase
Professional MBA**	5,285	5,549		5.0%
Distance Learning (Per Credit Hour)**				
Undergraduate	474	496	496	4.6%
Graduate (Excluding Kentucky P-12 Educator, DNP and DPT)	652	679	679	4.1%
Active Military (Per Credit Hour)**	250	250	250	0.0%
Dual Credit (Per Credit Hour)**	70	52		-25.7%
WKU On Demand (Per Credit Hour)				
Undergraduate	395	413	413	4.6%
Graduate	543	570	570	5.0%

Mandatory Student Fees Per Semester:

Student Athletics Fee	\$218
Student Centers Fee	\$62
Student Centers Fee, DSU Renovation Bonds	\$70
Parking Structure Fee, Creason Bonds	\$30

*Resident rate increase of 4.5 percent.

**Mandatory student fees are not assessed to these students.

THE 2016-17 OPERATING BUDGET



BUDGET SUMMARY

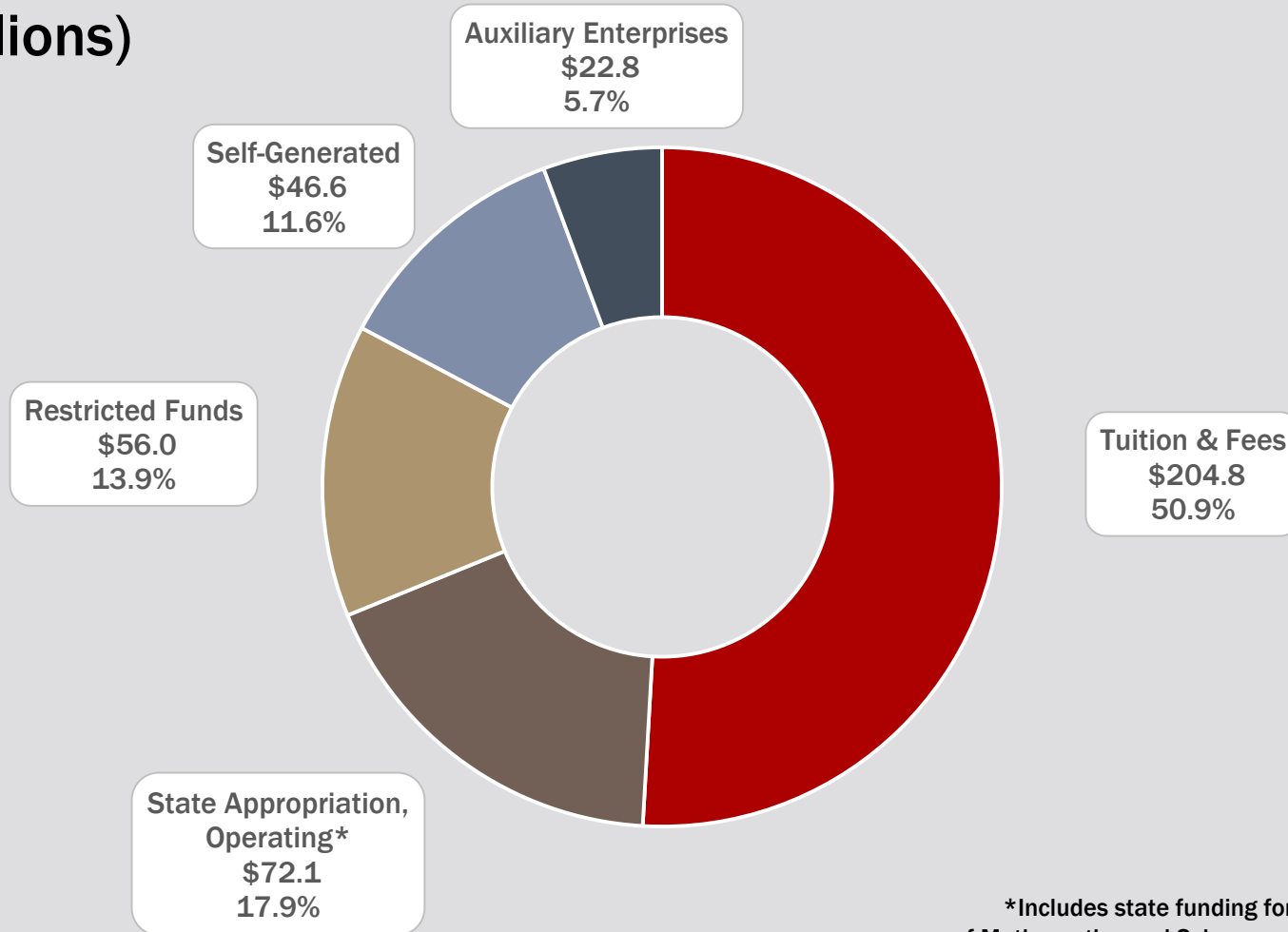


2016-17 OPERATING BUDGET

	2016-17 Budget	Dollar Incr/Decr	Percent Incr/Decr
Total Budget	\$402,252,000	\$5,687,000	1.4%
Total E&G	379,410,000	5,592,000	1.5%
Unrestricted E&G	323,460,000	11,171,000	3.6%
Restricted E&G	55,950,000	(5,579,000)	(9.1%)
Total Auxiliary Enterprises	22,842,000	95,000	0.4%

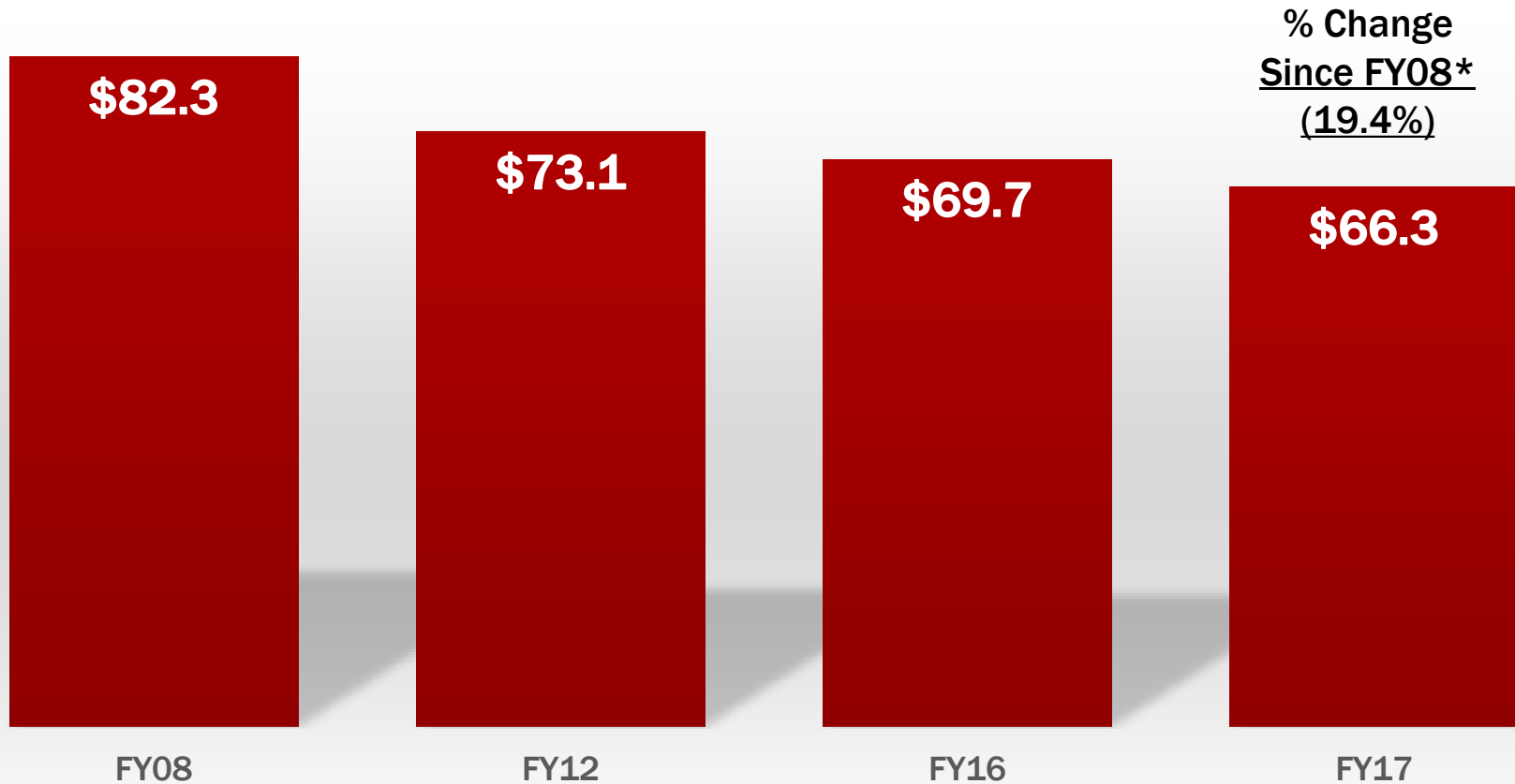
PROJECTED REVENUE BY SOURCE

(In Millions)



*Includes state funding for the Gatton Academy of Mathematics and Science and Kentucky Mesonet.

REGULAR STATE APPROPRIATION



- In millions.

- Excludes Gatton Academy, KY Mesonet, debt service and carry forward appropriation.

* No adjustment for inflation.

WKU'S 2016-17 OPERATING BUDGET

		<u>% of Total</u>
TOTAL BUDGET	\$402,252,000	
LESS:		
RESTRICTED FUNDS		
GRANTS AND CONTRACTS	15,070,000	
STUDENT FINANCIAL AID	40,880,000	
SELF-GENERATED REVENUE	46,626,800	
AUXILIARY ENTERPRISES	22,842,000	
DESIGNATED STATE FUNDING		
ACADEMY FOR MATH & SCIENCE	4,985,100	
KENTUCKY MESONET	750,000	
<i>PUBLIC FUNDS (State and Students)</i>	271,098,100	67.4%

FROM EVERY PUBLIC FUNDS REVENUE DOLLAR RECEIVED

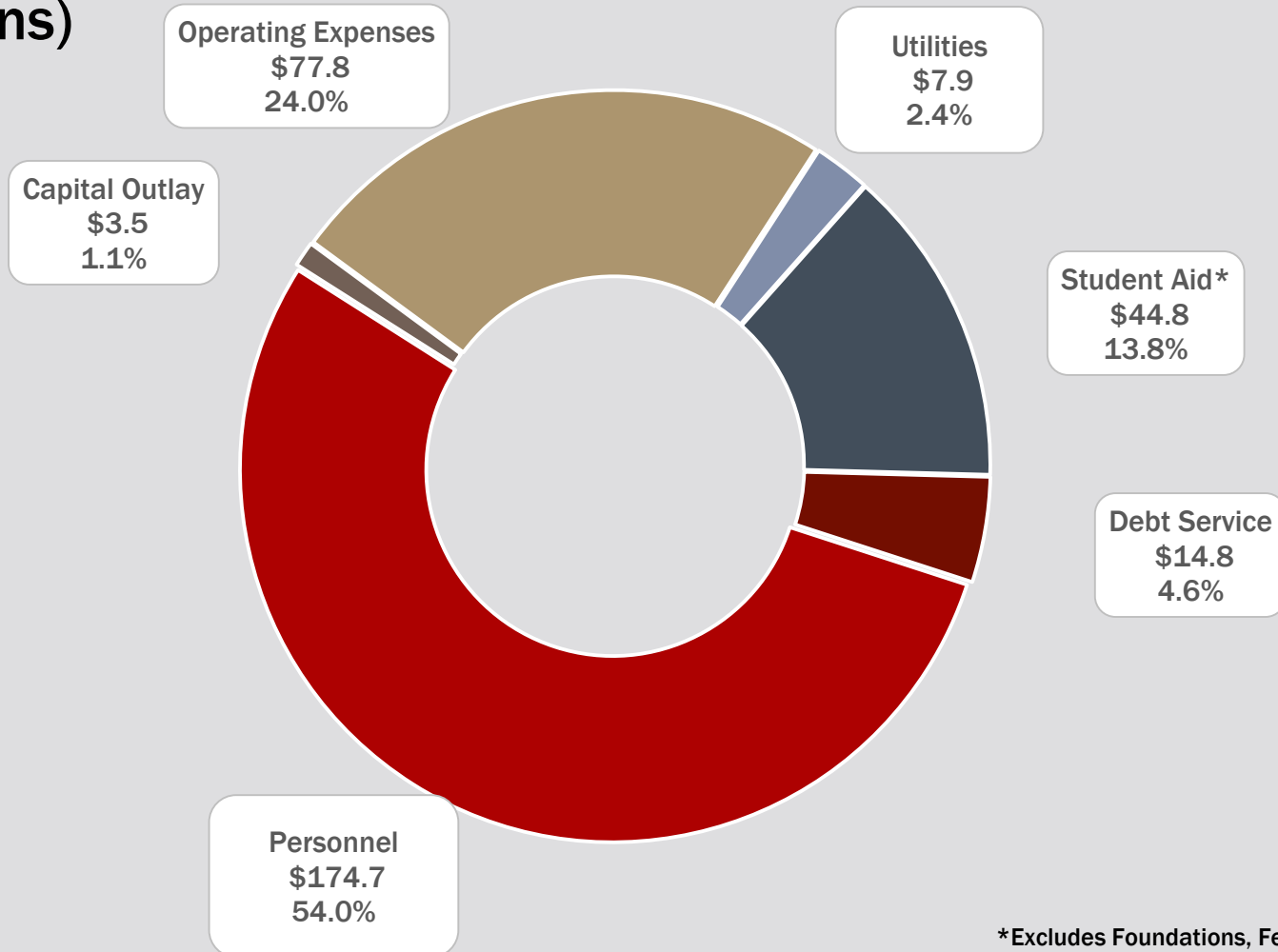
■ 24¢ comes from State Appropriations

■ 76¢ comes from Tuition and Fees



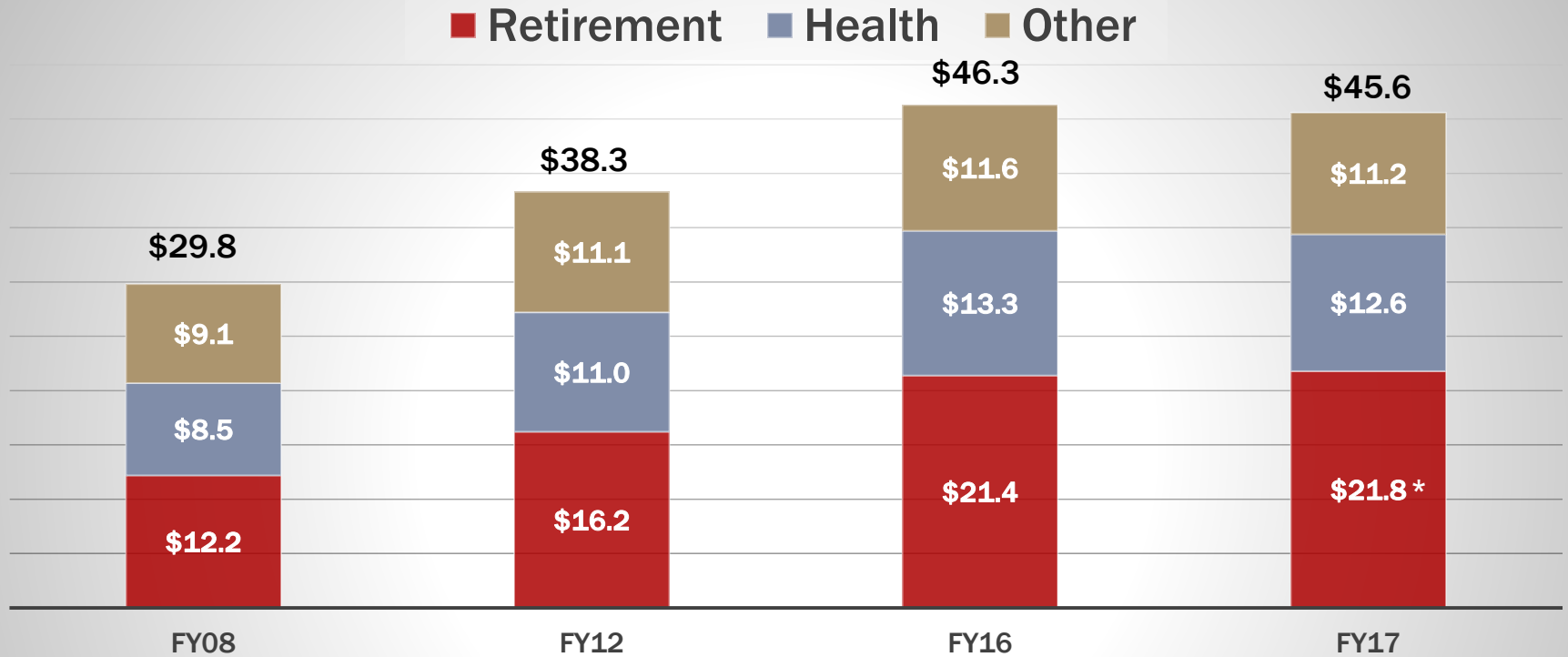
UNRESTRICTED E&G BUDGETED EXPENDITURES

(In Millions)



*Excludes Foundations, Federal and State.

FRINGE BENEFITS UNRESTRICTED E&G



- In millions.

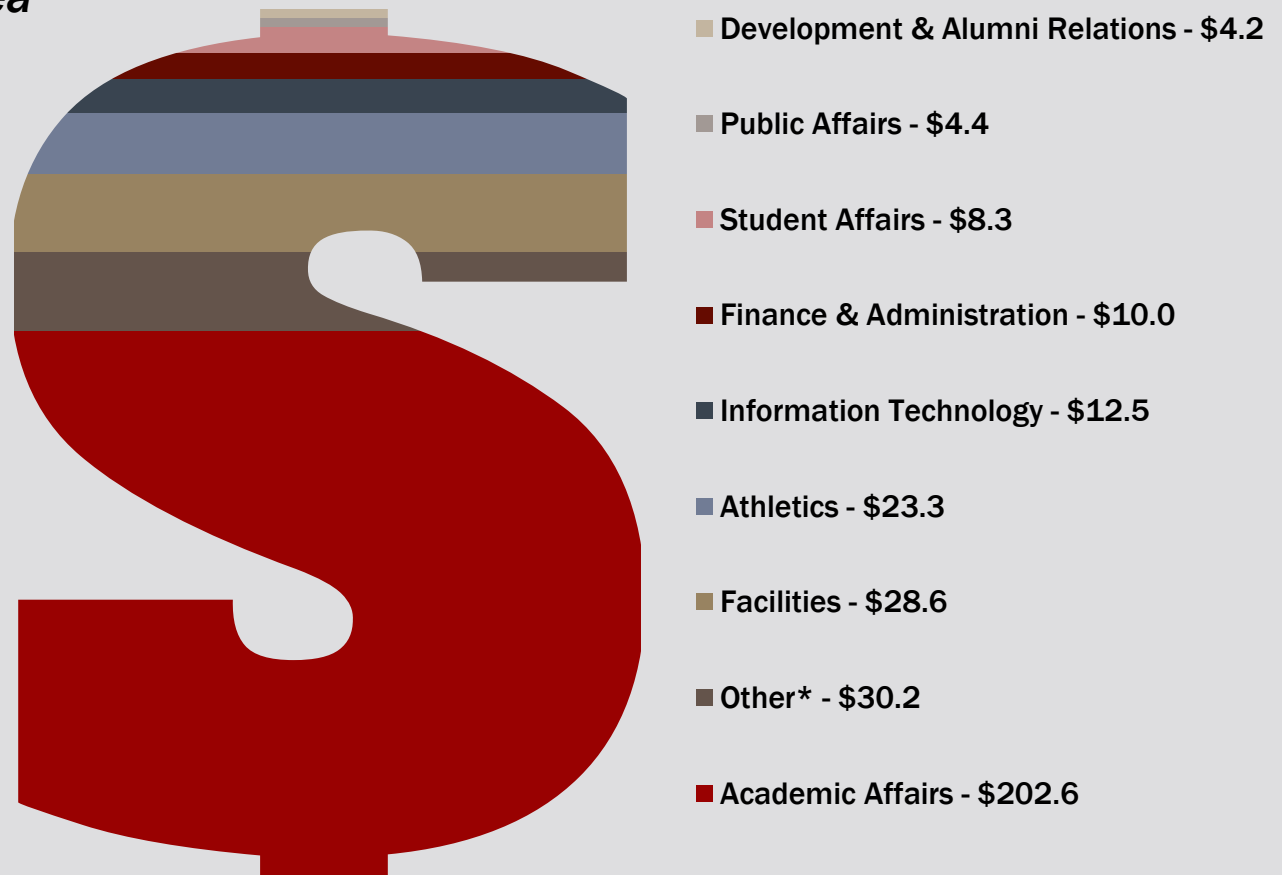
- Excludes fringe contingency.

- Other includes FICA, MQFE, Life, Disability, Worker's Comp, Faculty/Staff and Dependent Child Scholarships, Unemployment Compensation, Employee Training and Uniforms.

* Transition of the Department of Facilities Management building services and grounds employees to SODEXO and position elimination reduced increase.

UNRESTRICTED E&G BUDGETED EXPENDITURES

By Organizational Area
(In Millions)



*Other includes Office of the President, General Counsel and University-Wide.

BUILDING THE BUDGET



CHANGE IN STATE APPROPRIATION 2016-18

	2016-17	2017-18
Base Operating Changes		
4.5% Reduction	(\$3,359,200)	0
Kentucky Mesonet	750,000	0
Equity Adjustment	0	2,347,900
Total	(\$2,609,200)	\$2,347,900*

*Excludes \$3,688,100 in performance pool to be earned.

FISCAL CHALLENGE

Tuition Available to Balance FY 2017 Budget	\$8.4M
Fixed Costs / Programmatic Obligations	11.0M
State Budget Reduction	<u>3.4M</u>
Total Uses	\$14.4M
Reallocation to Balance Budget	\$6.0M

FIXED COSTS

\$7,742,000

- **Cost of Living Adjustment**
- **Faculty Promotions**
- **Retirement Systems Rate Increases**
- **Health Insurance Increase**
- **FICA/MQFE Federal Requirement**
- **Contractual Obligations**
- **Utilities and M&O**
- **Scholarships**
- **Other Operating Expenses**

PROGRAMMATIC OBLIGATIONS

\$3,228,000

- Indirect Cost Recovery, Grants & Contracts
- Certified Police Officers Retention
- Indian Initiative Instructional Cost
- Gatton Academy Instructional Cost
- WKU Pathways
- Nursing Growth
- Doctoral Programs
- DELO Programs
- Summer School
- Cohort Programs Transition
- International Students Surcharge

FY 2017 STATE REDUCTION/BASE REALLOCATION PLAN

New Revenue to Central Funding	\$600,000
Administrative Reorganization	257,700
Cost Containment/Efficiencies	2,142,000
Shift Funding from Permanent to One-Time or Other Sources	2,313,800
Program Reductions	513,700
Program Eliminations	<u>212,000</u>
Total Reduction/Reallocation	\$6,039,200

THE 2016-17 CAPITAL BUDGET



CAPITAL BUDGET

- General Assembly authorized agency bonds: Parking Structure III Construction and Garrett Conference Center Renovation.
- WKU funds authorization received for capital projects subject to availability of funds.

<u>Capital Summary by Biennium</u>	
2016-18	\$17,200,000
2014-16	79,600,000
2008-10	<u>1,111,500</u>
Total	\$97,911,500

<u>Capital Summary by Funding Source</u>	
State Bonds – Science Complex	\$48,000,000
Agency Bonds	
Construct Parking Structure III	10,000,000
Restricted Funds	24,222,300
Private/Federal Funds	<u>15,689,200</u>
Total	\$97,911,500

Questions?

